



SHENGXIN ALUMINIUM



安徽生信新材料股份有限公司
ANHUI SHENGXIN ALUMINIUM CORPORATION LIMITED

中国 · 安徽

www.shengxinglobal.com

诚信乃生存之本

INTEGRITY IS THE FOUNDATION OF SURVIVAL







Anhui Shengxin Aluminium Corporation Limited is a professional aluminum profile manufacturer in China. It covers 350,000 m², employs 1,500 staff, and has an annual production capacity of 120,000 tons. The company operates 28 extrusion machines with capacities ranging from 600 tons to 5,500 tons, allowing for the production of profiles with cross-sectional diameters up to 500 mm.



Shengxin offers a variety of surface treatments, including anodizing (with two anodizing lines), sandblasting, and a range of anodized colors (such as champagne, bronze, black, purple, gold, etc.). It also has three powder coating lines (including two vertical powder coating lines), three wood grain lines, and one PVDF coating line.

Due to its advanced management practices and a high-level technical and research team, which includes one of China's top three engineers, the SHENGXIN brand of aluminum profiles has earned the designation of a China Well-Known Trademark.



Inspection System

Shengxin takes the quality as orientation, strictly control the production process, all processes are in strict according to ISO9001:2015 quality management system operation, accept global unified quality standard inspection.



28 extrusion lines

—from 600 tons to 5500 tons

—biggest diameter $\leq 500\text{mm}$



Fluorocarbon Coating Line



4 Powder Coating Lines (Vertical and Horizontal)

production capacity of 5000 Tons per month




Thermal Bridge&Cutting&Wooden grain transfer printing Workshop



Anodizing lines

Champagne,bronze, black, etc.Production capacity of 5000 tons per month

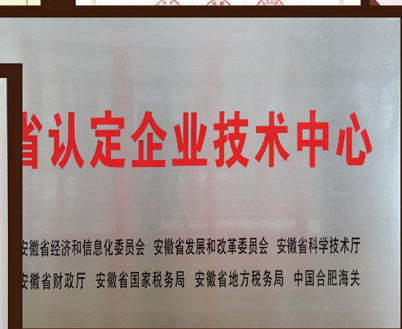
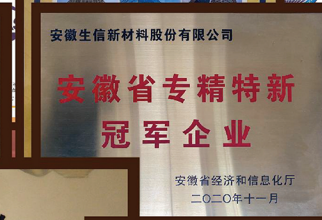


Solar automatic Production Line



SHENGXIN ALUMINIUM

CERTIFICATES OF HONOR

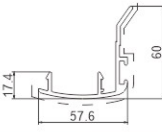
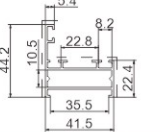
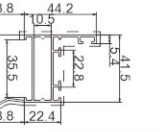
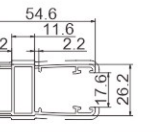
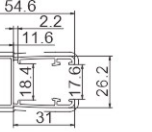
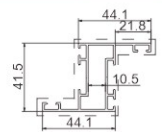
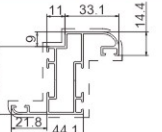
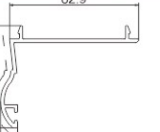
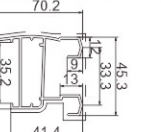
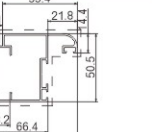
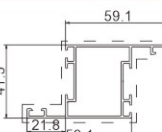
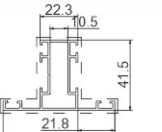
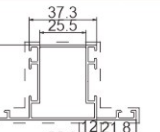
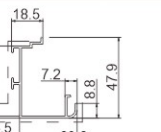
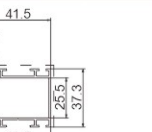
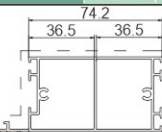
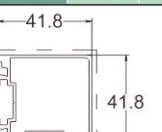
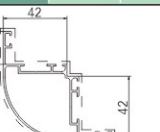
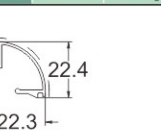
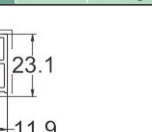
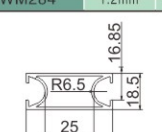
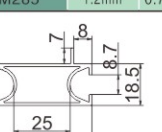
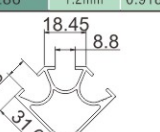
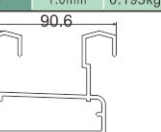
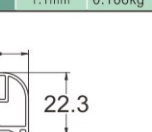
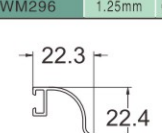
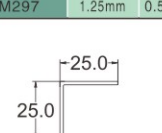
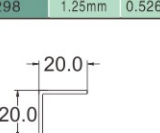
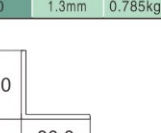
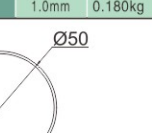
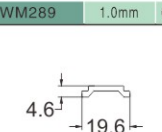
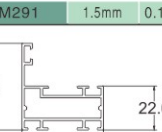
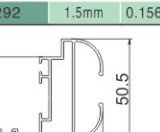
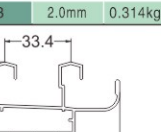
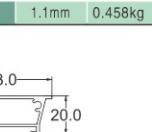
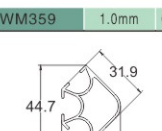
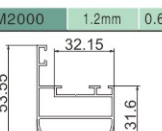
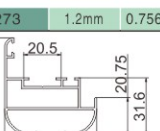
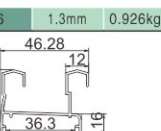
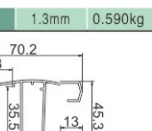
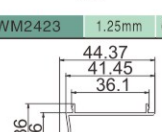
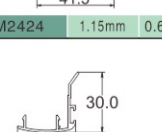
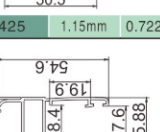
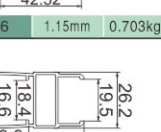
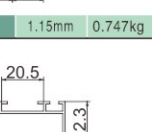


目录

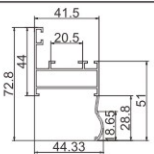
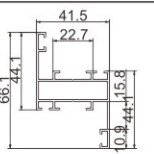
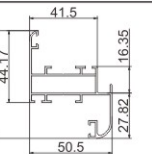
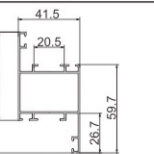
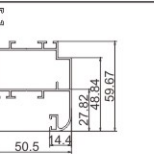
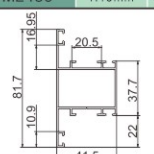

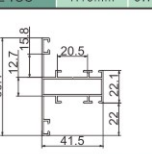
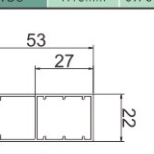
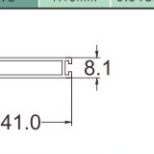
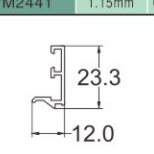
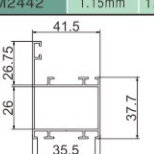
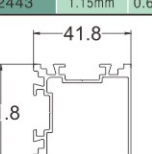
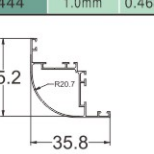
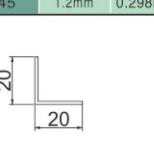
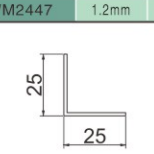
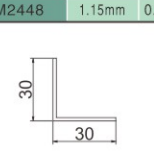
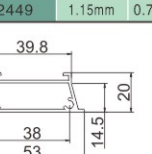
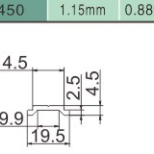
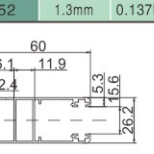
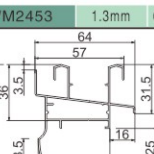
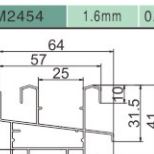
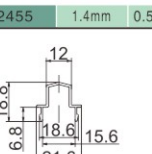
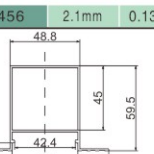
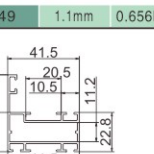
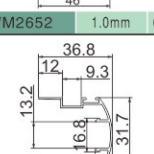
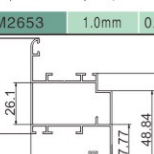
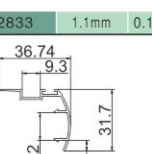
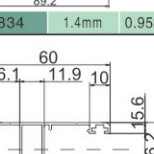
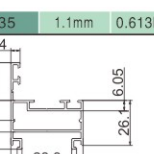
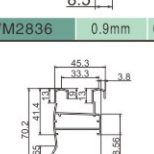
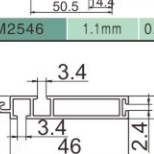
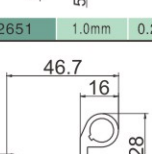
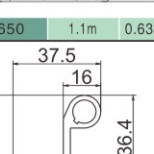
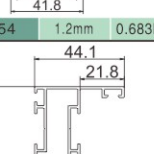
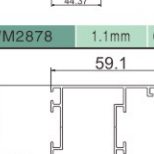
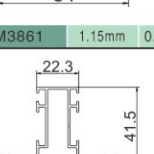
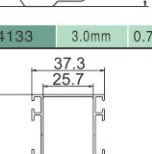
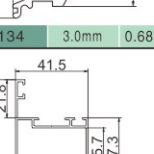
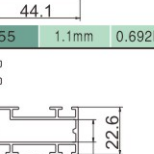
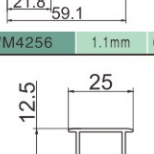
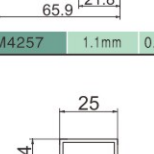
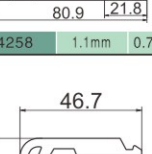
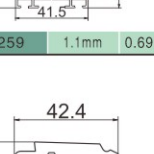
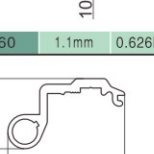
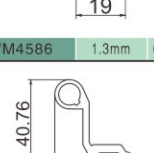
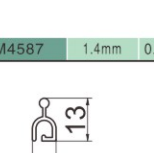
CONTENTS

Algeria (阿尔及利亚)	001
Armenia (亚美尼亚)	003
America (美国)	003
Bosnia and Herzegovina (波黑)	003
Brazil (巴西)	004
Cameroon (喀麦隆)	015
Chad (乍得)	017
Columbia (哥伦比亚) / Chile (智利) / Bolivia (玻利维亚)	017
Cuba (古巴)	033
Cyprus (塞浦路斯)	034
Estonia (爱沙尼亚)	034
Ethiopia (埃塞俄比亚)	034
Fiji (斐济)	036
Finland (芬兰)	037
France (法国)	038
India (印度)	039
Ireland (爱尔兰)	039
Israel (以色列)	040
Kuwait (科威特)	041
Lebanon (黎巴嫩)	041
Libya (利比亚)	042
Madagascar (马达加斯加)	043
Mauritius (毛里求斯)	044
Mexico (墨西哥)	045
Namibia (纳米比亚)	052
Nepal (尼泊尔)	053
Netherlands (荷兰)	063
Nigeria (尼日利亚)	064
Paraguay (巴拉圭)	064
Peru (秘鲁)	066
Poland (波兰)	069
Russia (俄罗斯)	069
Serbia (塞尔维亚)	069
Singapore (新加坡)	070
Somalia (索马里)	070
Somaliland (索马里兰)	071
South Africa (南非)	072
Spain (西班牙)	075
Sri Lanka (斯里兰卡)	075
Taiwan (台湾)	075
Tunisia (突尼斯)	076
Turkmenistan (土库曼斯坦)	076
Ukraine (乌克兰)	077
Vietnam (越南)	081
Other country drawings (其他国家)	081
Square tube & circle tube (圆管方管部分)	086
Corner profile sheet (角码型材表)	090

阿尔及利亚 (Algeria)

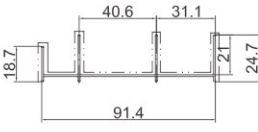
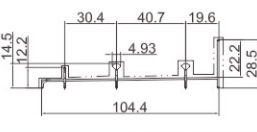
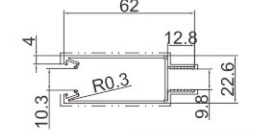
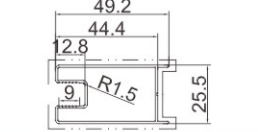
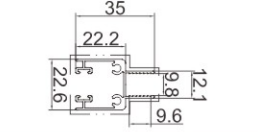
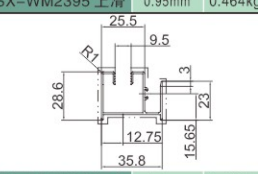
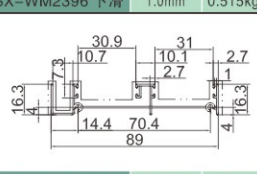
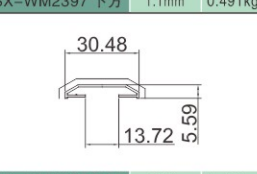
				
SX-WM265 1.2mm 0.256kg	SX-WM267 1.2mm 0.599kg	SX-WM268 1.2mm 0.722kg	SX-WM269 1.2mm 0.621kg	SX-WM270 1.2mm 0.605kg
				
SX-WM271 1.2mm 0.728kg	SX-WM272 1.2mm 0.833kg	SX-WM275 1.2mm 0.277kg	SX-WM277 1.3mm 0.855kg	SX-WM278 1.2mm 1.035kg
				
SX-WM279 1.2mm 0.825kg	SX-WM280 1.2mm 0.728kg	SX-WM281 1.2mm 0.825kg	SX-WM282 1.2mm 0.546kg	SX-WM283 1.2mm 0.729kg
				
SX-WM284 1.2mm 1.189kg	SX-WM285 1.2mm 0.794kg	SX-WM286 1.2mm 0.918kg	SX-WM287 1.0mm 0.195kg	SX-WM295 1.1mm 0.166kg
				
SX-WM296 1.25mm 0.518kg	SX-WM297 1.25mm 0.543kg	SX-WM298 1.25mm 0.526kg	SX-WM300 1.3mm 0.785kg	SX-WM288 1.0mm 0.180kg
				
SX-WM289 1.0mm 0.199kg	SX-WM291 1.5mm 0.197kg	SX-WM292 1.5mm 0.156kg	SX-WM293 2.0mm 0.314kg	SX-WM294 1.1mm 0.458kg
				
SX-WM359 1.0mm 0.133kg	SX-WM2000 1.2mm 0.657kg	SX-WM273 1.2mm 0.756kg	SX-WM276 1.3mm 0.926kg	SX-WM360 1.3mm 0.590kg
				
SX-WM2423 1.25mm 0.524kg	SX-WM2424 1.15mm 0.659kg	SX-WM2425 1.15mm 0.722kg	SX-WM2426 1.15mm 0.703kg	SX-WM2427 1.15mm 0.747kg
				
SX-WM2428 1.15mm 0.253kg	SX-WM2432 1.15mm 0.249kg	SX-WM2433 1.15mm 0.593kg	SX-WM2434 1.15mm 0.578kg	SX-WM2435 1.15mm 0.562kg

理论重量仅供参考

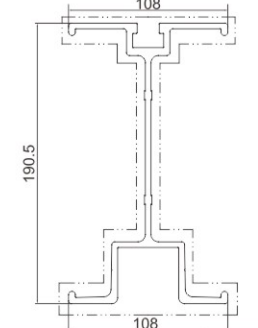
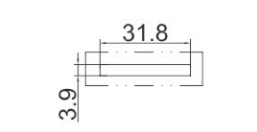

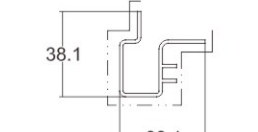
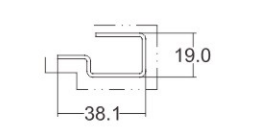
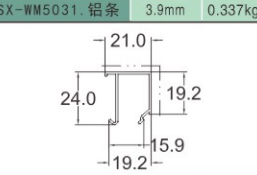
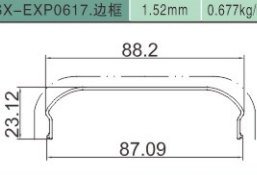
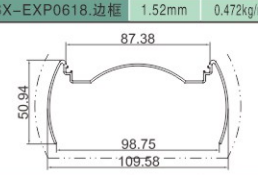
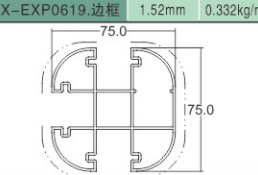
				
SX-WM2436 1.15mm 0.665kg	SX-WM2437 1.15mm 0.698kg	SX-WM2438 1.15mm 0.793kg	SX-WM2439 1.15mm 0.797kg	SX-WM2440 1.15mm 0.918kg
				
SX-WM2441 1.15mm 0.797kg	SX-WM2442 1.15mm 1.187kg	SX-WM2443 1.15mm 0.699kg	SX-WM2444 1.0mm 0.468kg	SX-WM2445 1.2mm 0.298kg
				
SX-WM2447 1.2mm 0.16kg	SX-WM2448 1.15mm 0.706kg	SX-WM2449 1.15mm 0.773kg	SX-WM2450 1.15mm 0.889kg	SX-WM2452 1.3mm 0.137kg
				
SX-WM2453 1.3mm 0.172kg	SX-WM2454 1.6mm 0.254kg	SX-WM2455 1.4mm 0.577kg	SX-WM2456 2.1mm 0.13kg	SX-WM2649 1.1mm 0.656kg
				
SX-WM2652 1.0mm 0.776kg	SX-WM2653 1.0mm 0.734kg	SX-WM2833 1.1mm 0.159kg	SX-WM2834 1.4mm 0.952kg	SX-WM2835 1.1mm 0.613kg
				
SX-WM2836 0.9mm 0.223kg	SX-WM2546 1.1mm 0.888kg	SX-WM2651 1.0mm 0.24kg	SX-WM2650 1.1m 0.633kg	SX-WM2854 1.2mm 0.683kg
				
SX-WM2878 1.1mm 0.737kg	SX-WM3861 1.15mm 0.384kg	SX-WM4133 3.0mm 0.707kg	SX-WM4134 3.0mm 0.687kg	SX-WM4255 1.1mm 0.692kg
				
SX-WM4256 1.1mm 0.782kg	SX-WM4257 1.1mm 0.692kg	SX-WM4258 1.1mm 0.782kg	SX-WM4259 1.1mm 0.691kg	SX-WM4260 1.1mm 0.626kg
				
SX-WM4586 1.3mm 0.183kg	SX-WM4587 1.4mm 0.191kg	SX-WM4588 6.5mm 0.729kg	SX-WM4589 2.6mm 0.542kg	SX-WM4637 3.0mm 0.661kg
				
SX-WM4638 2.9mm 0.645kg	SX-WM5489 1.1mm 0.088kg			

理论重量仅供参考

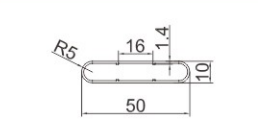
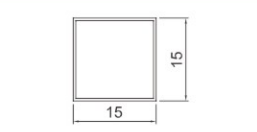
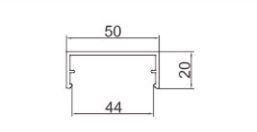
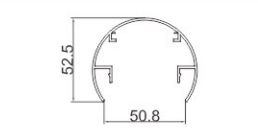
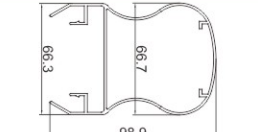


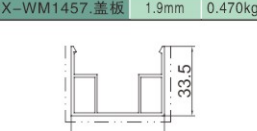

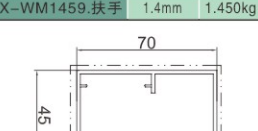

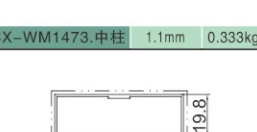

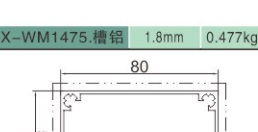

亚美利亚 (Armenia)

				
SX-WM2395 上滑 0.95mm 0.464kg	SX-WM2396 下滑 1.0mm 0.515kg	SX-WM2397 下方 1.1mm 0.491kg	SX-WM2398 光企 1.02mm 0.46kg	SX-WM2399 上方 0.9mm 0.389kg
				
SX-WM2400 勾企 1.1mm 0.409kg	SX-WM2401 边封 0.9mm 0.48kg	SX-WM3483 边框 0.89 0.123kg		

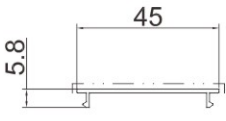
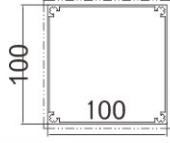
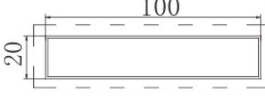
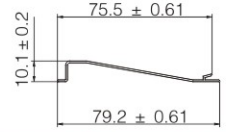
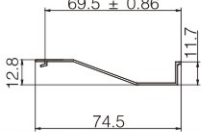
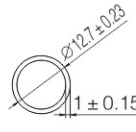
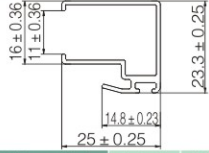
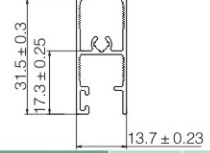
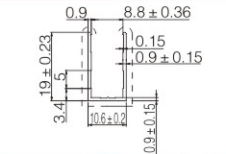
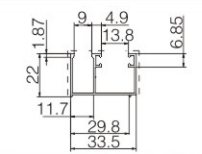
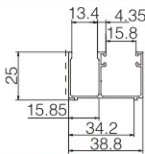
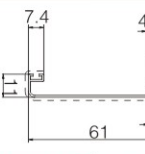
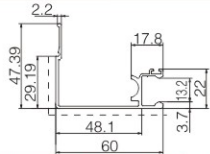
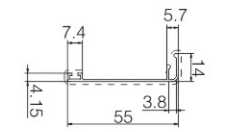

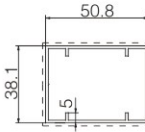
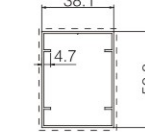
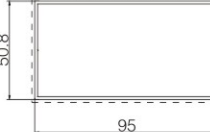
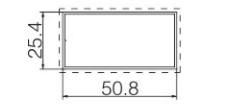
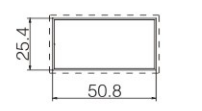
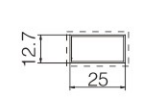

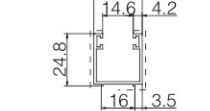
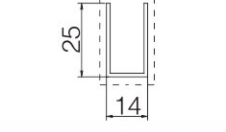
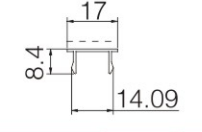
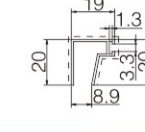
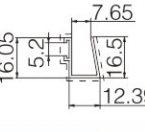
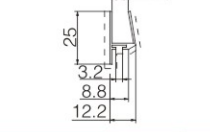
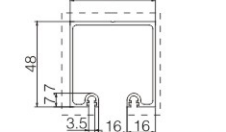
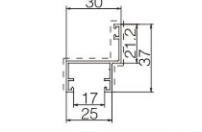
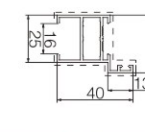
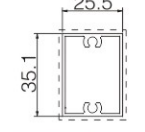
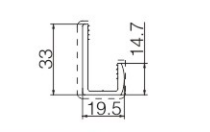
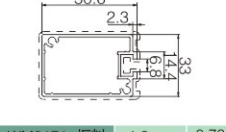
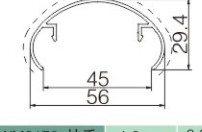
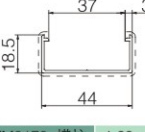
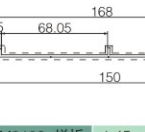
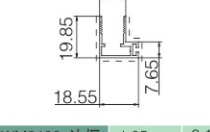
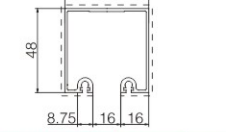
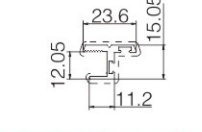
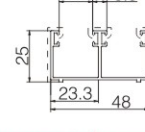
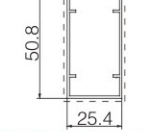
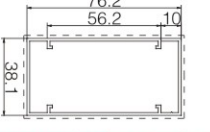
美国 (America)

				
SX-WM4284 铝梁 3.8mm 5.435kg	SX-WM5031 铝条 3.9mm 0.337kg	SX-EXP0617 边框 1.52mm 0.677kg/m	SX-EXP0618 边框 1.52mm 0.472kg/m	SX-EXP0619 边框 1.52mm 0.332kg/m
				
	SX-EXP0026 压线 1.0mm 0.201kg/m	SX-EXP0027 拉索灯A嵌上盖 1.2mm 0.396kg/m	SX-EXP0028 拉索灯A嵌下盖 1.2mm 0.745kg/m	SX-EXP0620 立柱 1.5mm 2.048kg/m

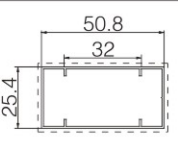
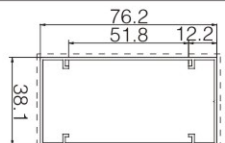
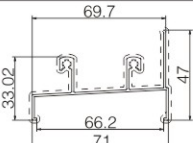
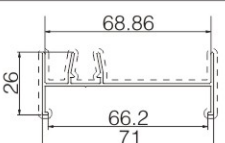
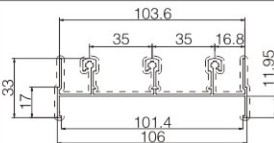
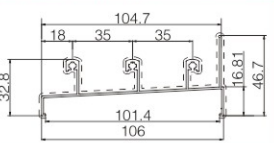
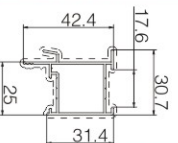
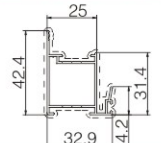
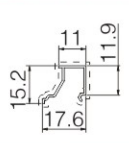
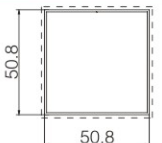
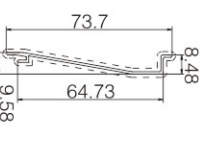
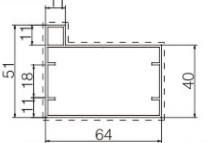
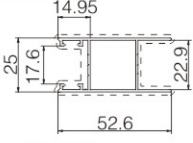
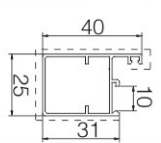
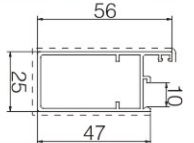
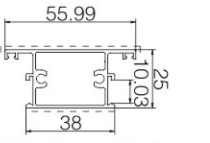
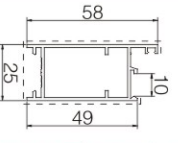
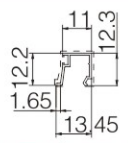
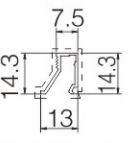
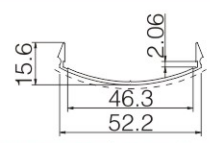
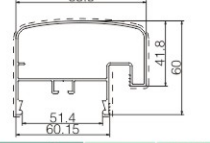
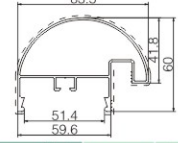
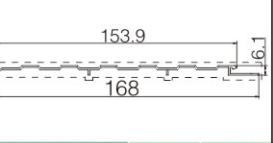
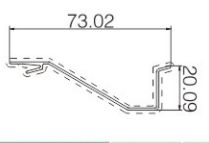
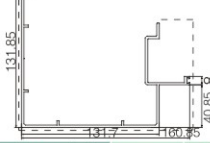
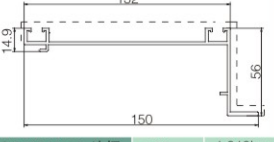

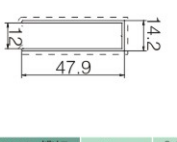
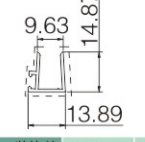
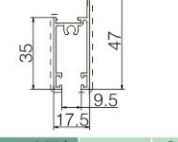
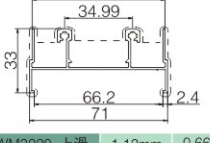
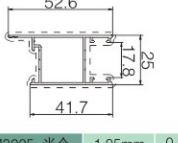
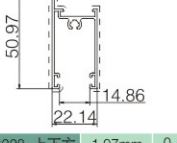
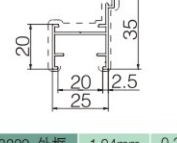
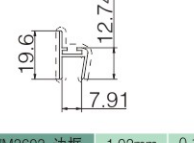
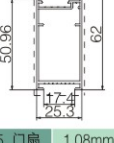
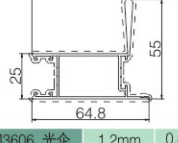
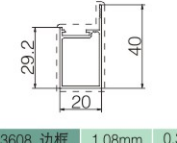
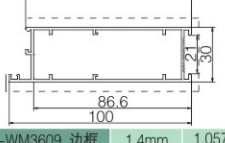
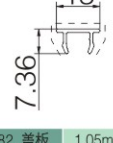

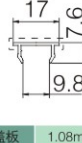
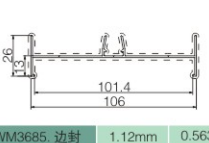
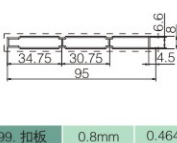


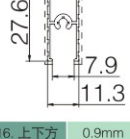

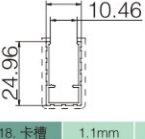

波黑 (Bosnia and Herzegovina)

				
SX-WM1455 腰圆管 1.0mm 0.299kg	SX-WM1456 方管45 1.4mm 0.664kg	SX-WM1457 盖板 1.9mm 0.470kg	SX-WM1458 扶手 1.4mm 0.767kg	SX-WM1459 扶手 1.4mm 1.450kg
				
SX-WM1472 梯管 1.0mm 0.519kg	SX-WM1473 中柱 1.1mm 0.333kg	SX-WM1474 横柱 1.4mm 0.601kg	SX-WM1475 槽铝 1.8mm 0.477kg	SX-WM1476 方管 1.8mm 1.221kg
				
SX-WM1477 方管 1.7mm 0.996kg	SX-WM1479 方管 1.0mm 0.444kg	SX-WM1480 方管 1.55mm 1.512kg	SX-WM1481 方管 1.6mm 1.327kg	SX-WM1482 扁管 1.0mm 0.588kg

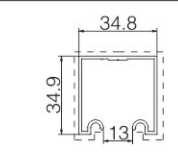
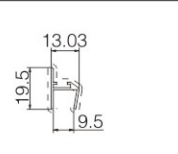
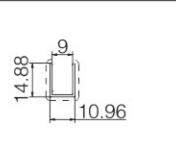
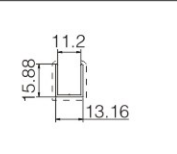
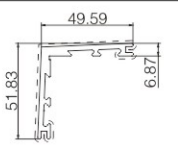
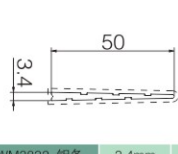
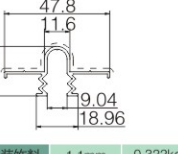
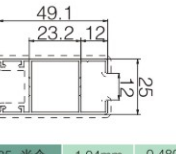
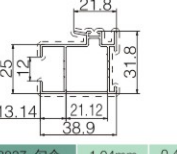
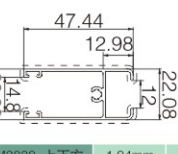
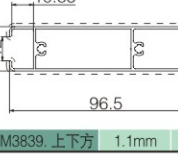
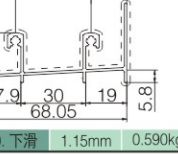
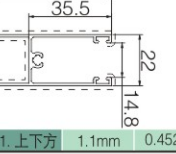
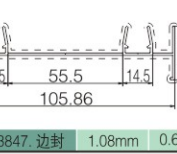
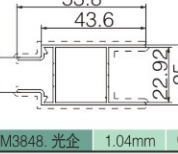

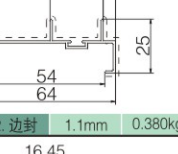
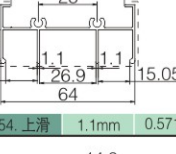
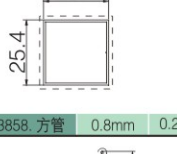
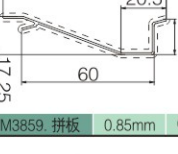
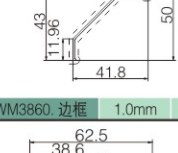
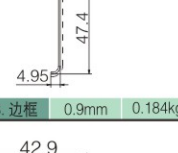


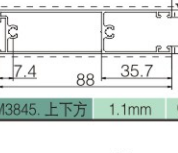
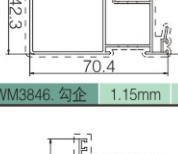
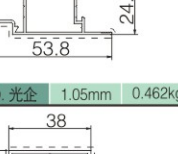

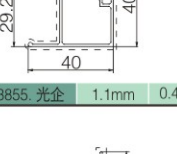
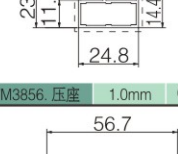


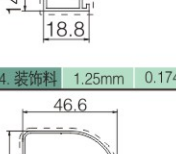






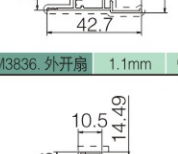
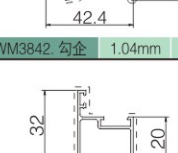

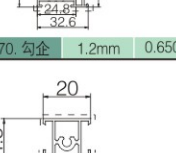
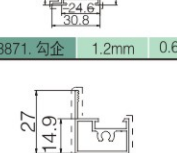
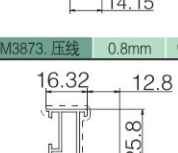


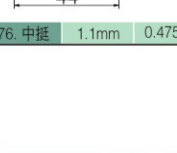


理论重量仅供参考

				
SX-WM1483 盖板 1.2mm 0.176kg	SX-WM1484 方管 1.2mm 1.849kg	SX-WM8026 方管 1.0mm 0.642kg		
巴西 (Brazil)				
				
SX-WM1734 拼板 0.9mm 0.229kg	SX-WM1735 拼板 0.95mm 0.238kg	SX-WM1736 圆管 1.0mm 0.100kg	SX-WM1737 勾企 1.0mm 0.260kg	SX-WM1738 上下方 1.0mm 0.242kg
				
SX-WM2692 卡槽 0.75mm 0.105kg	SX-WM2695 边框 0.9mm 0.293kg	SX-WM2696 边框 0.95mm 0.349kg	SX-WM2697 边框 0.95mm 0.284kg	SX-WM2698 边框 1.3mm 0.646kg
				
SX-WM2700 边框 0.95mm 0.230kg	SX-WM2701 边框 1.5mm 0.6kg	SX-WM3214 方管 1.33mm 0.677kg	SX-WM3218 方管 1.04mm 0.533kg	SX-WM3231 方管 1.5mm 1.165kg
				
SX-WM3232 方管 0.95mm 0.384kg	SX-WM3235 方管 0.76mm 0.309kg	SX-WM3236 方管 0.7mm 0.138kg	SX-WM3239 圆管 0.76mm 0.119kg	SX-WM3493 边框 1.2mm 0.282kg
				
SX-WM3494 槽铝 1.2mm 0.201kg	SX-WM3495 盖板 0.9mm 0.085kg	SX-WM3496 边框 1.0mm 0.182kg	SX-WM3497 边框 1.0mm 0.133kg	SX-WM3498 边框 1.0mm 0.159kg
				
SX-WM3499 框料 1.5mm 0.857kg	SX-WM3153 边框 1.15mm 0.325kg	SX-WM3157 边框 1.3mm 0.486kg	SX-WM3168 连杆 1.2mm 0.485kg	SX-WM3170 卡槽 1.7mm 0.393kg
				
SX-WM3171 框料 1.3mm 0.738kg	SX-WM3172 扶手 1.2mm 0.387kg	SX-WM3173 横柱 1.28mm 0.288kg	SX-WM3183 拼板 1.45mm 0.720kg	SX-WM3190 边框 1.05mm 0.194kg
				
SX-WM3191 框料 1.4mm 0.827kg	SX-WM3196 边框 1.15mm 0.252kg	SX-WM3197 边框 1.1mm 0.494kg	SX-WM3212 管件 1.1mm 0.478kg	SX-WM3213 管件 1.38mm 0.91kg

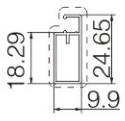
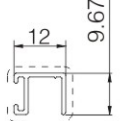
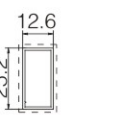
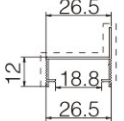
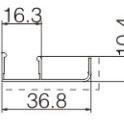
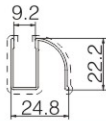
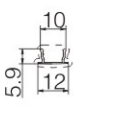
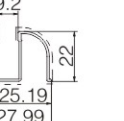
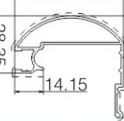
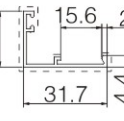
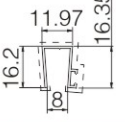
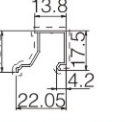
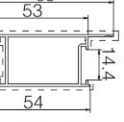
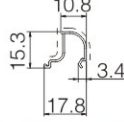

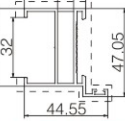
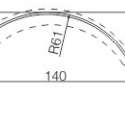
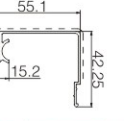
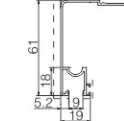
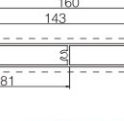

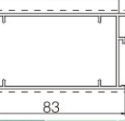

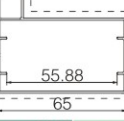
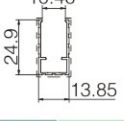
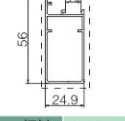
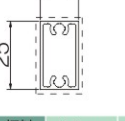
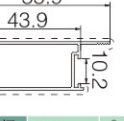
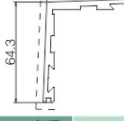
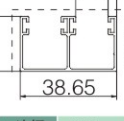
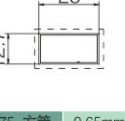
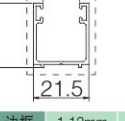
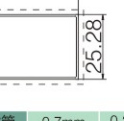
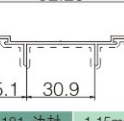
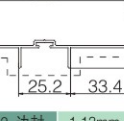
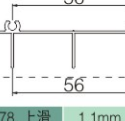
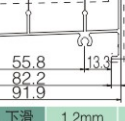
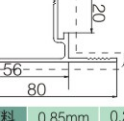
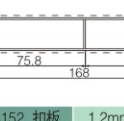
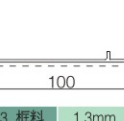




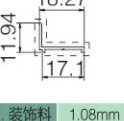


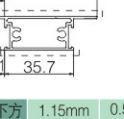

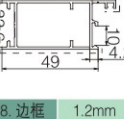
理论重量仅供参考

				
SX-WM3216. 管件 0.84mm 0.367kg	SX-WM3217. 管件 1.08mm 0.719kg	SX-WM3221. 下滑 1.12mm 0.629kg	SX-WM3222. 边封 1.12mm 0.46kg	SX-WM3223. 上滑 1.1mm 0.918kg
				
SX-WM3224. 下滑 1.12mm 0.87kg	SX-WM3226. 勾企 1.05mm 0.419kg	SX-WM3227. 勾企 1.05mm 0.444kg	SX-WM3230. 压线 0.85mm 0.105kg	SX-WM3238. 方管 1.0mm 0.542kg
				
SX-WM3241. 拼板 1.03mm 0.254kg	SX-WM3604. 框料 1.22mm 0.83kg	SX-WM3607. 上下方 1.05mm 0.476kg	SX-WM3154. 边框 1.04mm 0.388kg	SX-WM3155. 边框 1.35mm 0.597kg
				
SX-WM3156. 中挺 1.1mm 0.624kg	SX-WM3158. 边框 1.38mm 0.636kg	SX-WM3160. 压线 0.8mm 0.087kg	SX-WM3161. 压线 1.0mm 0.104kg	SX-WM3169. 盖板 1.15mm 0.235kg
				
SX-WM3174. 扶手 1.3mm 1.242kg	SX-WM3175. 扶手 1.3mm 1.149kg	SX-WM3185. 拼板 1.1mm 0.579kg	SX-WM3187. 拼板 0.98mm 0.286kg	SX-WM3188. 框料 2.35mm 2.818kg
				
SX-WM3189. 边框 1.85mm 1.319kg	SX-WM3192. 卡槽 0.94mm 0.133kg	SX-WM3198. 槽铝 1.1mm 0.322kg	SX-WM3200. 装饰盖 1.08mm 0.134kg	SX-WM3207. 上下方 1.2mm 0.42kg
				
SX-WM3220. 上滑 1.12mm 0.667kg	SX-WM3225. 光企 1.05mm 0.459kg	SX-WM3228. 上下方 1.07mm 0.427kg	SX-WM3229. 外框 1.04mm 0.292kg	SX-WM3603. 边框 1.02mm 0.134kg
				
SX-WM3605. 门扇 1.08mm 0.554kg	SX-WM3606. 光企 1.2mm 0.844kg	SX-WM3608. 边框 1.08mm 0.324kg	SX-WM3609. 边框 1.4mm 1.057kg	SX-WM3682. 盖板 1.05mm 0.072kg
				
SX-WM3683. 边框 1.05mm 0.148kg	SX-WM3684. 盖板 1.08mm 0.088kg	SX-WM3685. 边封 1.12mm 0.563kg	SX-WM3699. 扣板 0.8mm 0.464kg	SX-WM3707. 椭圆管 0.7mm 0.120kg
				
SX-WM3815. 槽铝 0.9mm 0.162kg	SX-WM3816. 上下方 0.9mm 0.188kg	SX-WM3817. 边框 0.95mm 0.143kg	SX-WM3818. 卡槽 1.1mm 0.185kg	SX-WM3819. 槽铝 1.12mm 0.224kg

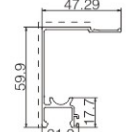
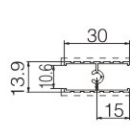
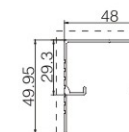
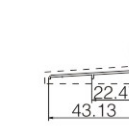
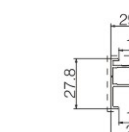
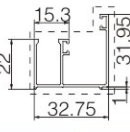
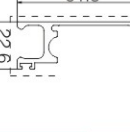
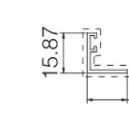
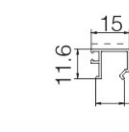
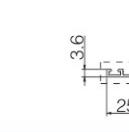

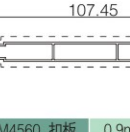

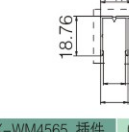


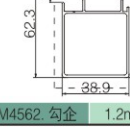
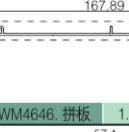
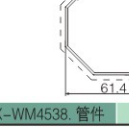
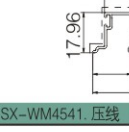

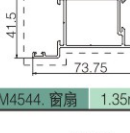
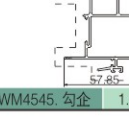
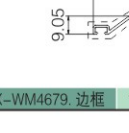

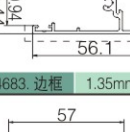




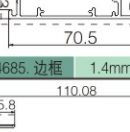
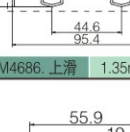







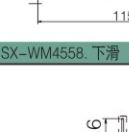



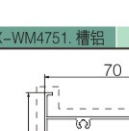





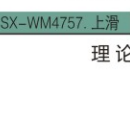
理论重量仅供参考

				
SX-WM3820. 框料 1.25mm 0.472kg	SX-WM3821. 装饰料 1.0mm 0.130kg	SX-WM3822. 槽铝 0.98mm 0.103kg	SX-WM3830. 槽铝 0.98mm 0.114kg	SX-WM3831. 角码 2.7mm 1.030kg
				
SX-WM3832. 铝条 3.4mm 0.306kg	SX-WM3833. 装饰料 1.1mm 0.322kg	SX-WM3835. 光企 1.04mm 0.480kg	SX-WM3837. 勾企 1.04mm 0.478kg	SX-WM3838. 上下方 1.04mm 0.432kg
				
SX-WM3839. 上下方 1.1mm 0.868kg	SX-WM3840. 下滑 1.15mm 0.590kg	SX-WM3841. 上下方 1.1mm 0.452kg	SX-WM3847. 边封 1.08mm 0.669kg	SX-WM3848. 光企 1.04mm 0.476kg
				
SX-WM3850. 压线 0.95mm 0.161kg	SX-WM3852. 边封 1.1mm 0.380kg	SX-WM3854. 上滑 1.1mm 0.571kg	SX-WM3858. 方管 0.8mm 0.214kg	SX-WM3859. 拼板 0.85mm 0.228kg
				
SX-WM3860. 边框 1.0mm 0.268kg	SX-WM3828. 边框 0.9mm 0.184kg	SX-WM3843. 勾企 1.04mm 0.451kg	SX-WM3844. 中挺 1.0mm 0.492kg	SX-WM3845. 上下方 1.1mm 0.852kg
				
SX-WM3846. 勾企 1.15mm 0.876kg	SX-WM3849. 光企 1.05mm 0.462kg	SX-WM3853. 勾企 1.1mm 0.407kg	SX-WM3855. 光企 1.1mm 0.433kg	SX-WM3856. 压座 1.0mm 0.279kg
				
SX-WM3857. 中挺 1.08mm 0.47kg	SX-WM3862. 框料 1.55mm 0.668kg	SX-WM3864. 装饰料 1.25mm 0.174kg	SX-WM3865. 装饰料 1.0mm 0.178kg	SX-WM3866. 中挺 1.05mm 0.535kg
				
SX-WM3867. 边框 1.05mm 0.333kg	SX-WM3872. 槽铝 1.55mm 0.174kg	SX-WM3880. 边框 1.05mm 0.406kg	SX-WM3823. 装饰料 0.9mm 0.209kg	SX-WM3836. 外开扇 1.1mm 0.343kg
				
SX-WM3842. 勾企 1.04mm 0.497kg	SX-WM3851. 下滑 1.15mm 0.563kg	SX-WM3870. 勾企 1.2mm 0.650kg	SX-WM3871. 勾企 1.2mm 0.616kg	SX-WM3873. 压线 0.8mm 0.103kg
				
SX-WM3874. 边框 1.1mm 0.289kg	SX-WM3875. 边框 1.04mm 0.319kg	SX-WM3876. 中挺 1.1mm 0.475kg	SX-WM3877. 边框 1.0mm 0.306kg	SX-WM3878. 外开扇 1.1mm 0.369kg

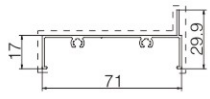
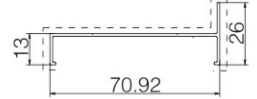
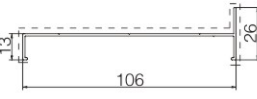
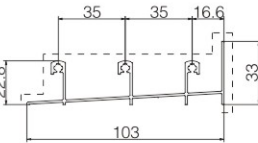
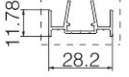
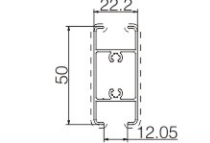
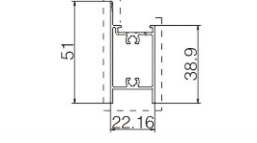
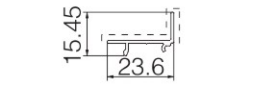
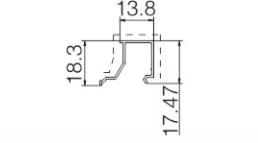
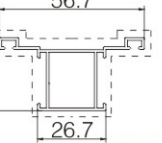
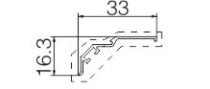
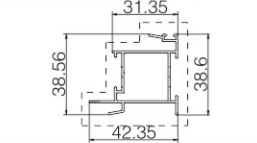
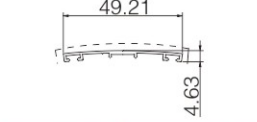
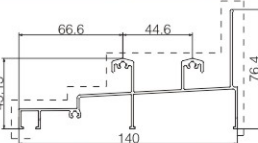
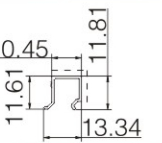
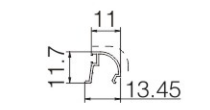
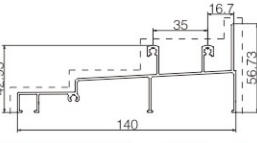
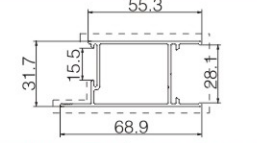
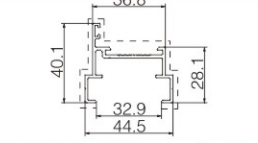
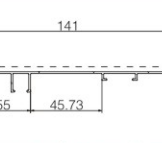
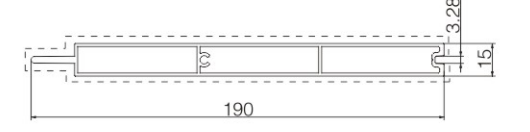
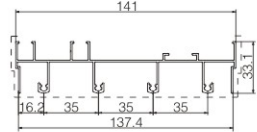
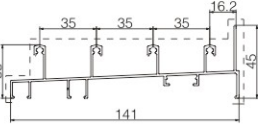
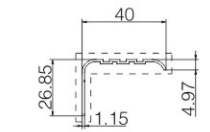
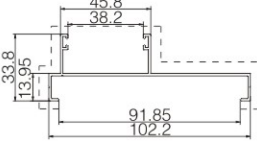
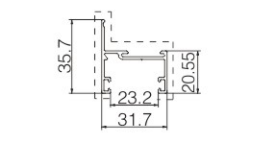
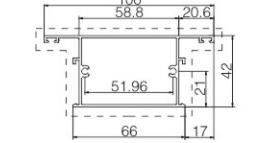
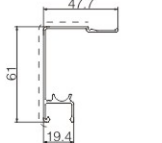
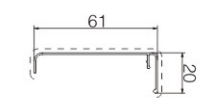
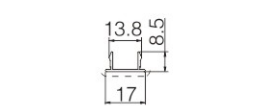
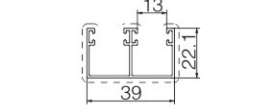
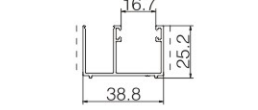
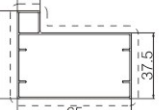
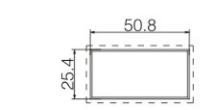
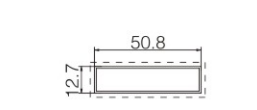
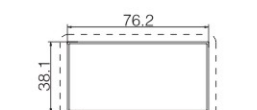
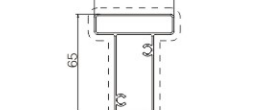
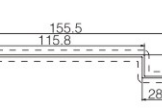
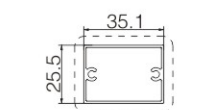
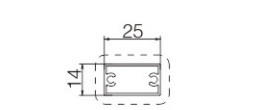
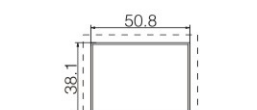
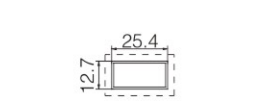
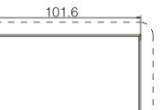
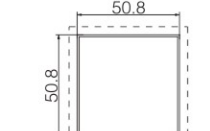
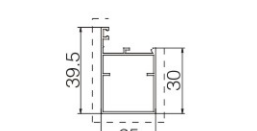
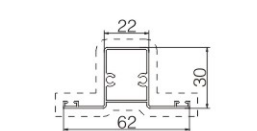
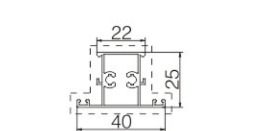
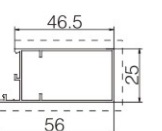
理论重量仅供参考

				
SX-WM3881. 纱窗料 0.85mm 0.161kg	SX-WM3883. 装饰料 0.9mm 0.084kg	SX-WM3884. 方管 0.94mm 0.184kg	SX-WM3897. 装饰料 0.8mm 0.141kg	SX-WM3898. 边框 0.95mm 0.173kg
				
SX-WM3824. 装饰料 0.9mm 0.209kg	SX-WM3825. 盖板 0.65mm 0.04kg	SX-WM3826. 装饰料 0.94mm 0.253kg	SX-WM3827. 边框 1.1mm 0.582kg	SX-WM3829. 压座 1.15mm 0.214kg
				
SX-WM3863. 装饰料 0.9mm 0.121kg	SX-WM3868. 压线 0.85mm 0.133kg	SX-WM3869. 光企 1.2mm 0.586kg	SX-WM3882. 压线 0.8mm 0.101kg	SX-WM3899. 窗框 1.2mm 0.525kg
				
SX-WM3701. 窗框 1.55mm 0.754kg	SX-WM3834. 拼板 1.3mm 0.653kg	SX-WM3902. 边框 1.05mm 0.476kg	SX-WM3905. 边框 1.2mm 0.514kg	SX-WM3906. 扣板 1.3mm 1.381kg
				
SX-WM3908. 压线 0.9mm 0.184kg	SX-WM3907. 框料 1.4mm 1.160kg	SX-WM4151. 方管 1.35mm 0.818kg	SX-WM4154. 框料 1.06mm 0.723kg	SX-WM4155. 边框 1.0mm 0.171kg
				
SX-WM4156. 框料 1.15mm 0.530kg	SX-WM4158. 框料 1.0mm 0.265kg	SX-WM4163. 边框 1.08mm 0.418kg	SX-WM4170. 角码 2.7mm 1.514kg	SX-WM4171. 边框 0.95mm 0.342kg
				
SX-WM4175. 方管 0.65mm 0.129kg	SX-WM4177. 边框 1.12mm 0.253kg	SX-WM4180. 方管 0.7mm 0.285kg	SX-WM4181. 边封 1.15mm 0.578kg	SX-WM4182. 边封 1.13mm 0.481kg
				
SX-WM4078. 上滑 1.1mm 0.695kg	SX-WM4079. 下滑 1.2mm 0.723kg	SX-WM4081. 框料 0.85mm 0.272kg	SX-WM4152. 扣板 1.2mm 1.289kg	SX-WM4153. 框料 1.3mm 1.260kg
				
SX-WM4157. 槽铝 0.85mm 0.114kg	SX-WM4159. 槽铝 1.08mm 0.160kg	SX-WM4160. 边框 0.88mm 0.148kg	SX-WM4161. 边框 1.15mm 0.294kg	SX-WM4162. 装饰料 1.08mm 0.086kg
				
SX-WM4172. 光企 1.05mm 0.391kg	SX-WM4173. 边框 1.2mm 0.201kg	SX-WM4176. 上下方 1.15mm 0.521kg	SX-WM4179. 上下方 1.15mm 0.824kg	SX-WM4328. 边框 1.2mm 0.581kg

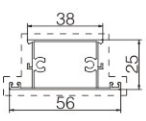
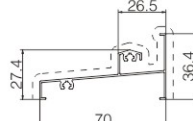
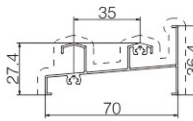



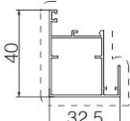
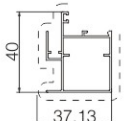

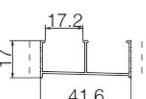
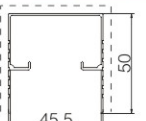
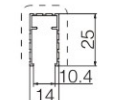
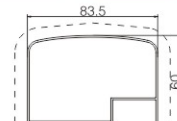

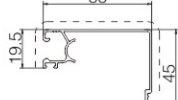
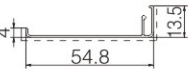
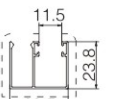


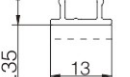
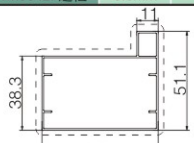
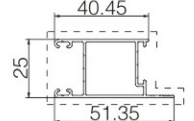
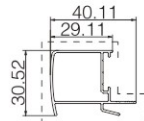
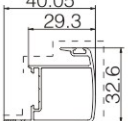

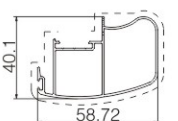
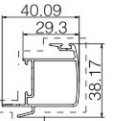
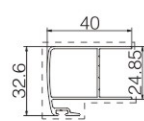
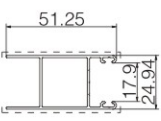
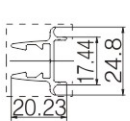
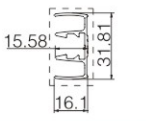
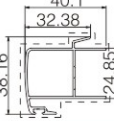
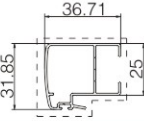
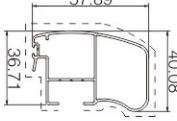
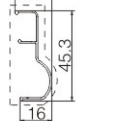
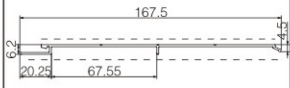
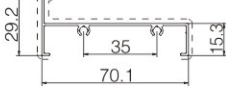
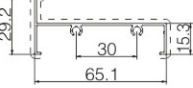
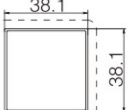
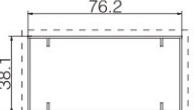
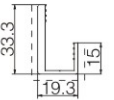
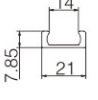
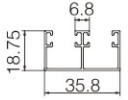
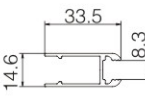
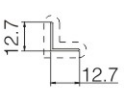


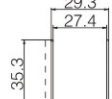
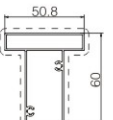
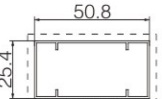
理论重量仅供参考

				
SX-WM4329. 边框 1.2mm 0.599kg	SX-WM4331. 上下方 0.95mm 0.203kg	SX-WM4332. 边框 1.1mm 0.529kg	SX-WM4333. 装饰料 0.98mm 0.164kg	SX-WM4334. 窗框 1.1mm 0.421kg
				
SX-WM4178. 边框 0.95mm 0.321kg	SX-WM4330. 边框 1.7mm 0.947kg	SX-WM4415. 装饰料 1.3mm 0.126kg	SX-WM3702. 压线 0.88mm 0.106kg	SX-WM4462. 边框 1.05mm 0.188kg
				
SX-WM4463. 边框 0.95mm 0.131kg	SX-WM4560. 扣板 0.9mm 0.603kg	SX-WM4561. 纱窗料 1.1mm 0.209kg	SX-WM4565. 插件 0.95mm 0.132kg	SX-WM4605. 方管 0.8mm 0.268kg
				
SX-WM4606. 圆管 0.85mm 0.178kg	SX-WM4562. 勾企 1.2mm 0.924kg	SX-WM4646. 拼板 1.3mm 0.652kg	SX-WM4538. 管件 1.4mm 0.776kg	SX-WM4541. 压线 0.98mm 0.153kg
				
SX-WM4543. 窗扇 1.35mm 0.906kg	SX-WM4544. 窗扇 1.35mm 1.005kg	SX-WM4545. 勾企 1.5mm 1.417kg	SX-WM4679. 边框 1.21mm 0.217kg	SX-WM4682. 边框 1.05mm 0.368kg
				
SX-WM4683. 边框 1.35mm 0.585kg	SX-WM4684. 边框 1.4mm 1.105kg	SX-WM4550. 边框 1.18mm 0.655kg	SX-WM4552. 边框 1.18mm 0.497kg	SX-WM4557. 上滑 1.1mm 0.723kg
				
SX-WM4685. 边框 1.4mm 0.871kg	SX-WM4686. 上滑 1.35mm 1.029kg	SX-WM4535. 外框 1.5mm 1.227kg	SX-WM4536. 外框 1.3mm 0.596kg	SX-WM4537. 外框 1.5mm 0.956kg
				
SX-WM4553. 边封 1.18mm 0.880kg	SX-WM4554. 上下方 1.08mm 0.590kg	SX-WM4555. 边框 1.18mm 0.671kg	SX-WM4556. 边框 1.2mm 0.608kg	SX-WM4558. 下滑 1.2mm 0.845kg
				
SX-WM4734. 光企 1.22mm 0.674kg	SX-WM4735. 纱窗料 0.92mm 0.289kg	SX-WM4739. 装饰料 0.92mm 0.129kg	SX-WM4751. 槽铝 1.2mm 0.114kg	SX-WM4752. 槽铝 0.8mm 0.087kg
				
SX-WM4753. 边框 1.13mm 0.383kg	SX-WM4754. 扁铝 4.5mm 0.229kg	SX-WM4755. 扁铝 4.5mm 0.191kg	SX-WM4756. 框料 1.25mm 0.832kg	SX-WM4757. 上滑 1.12mm 0.911kg

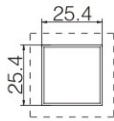
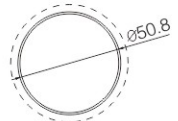
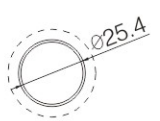
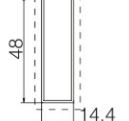
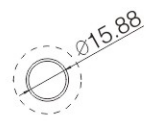

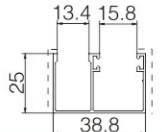
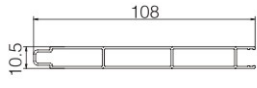
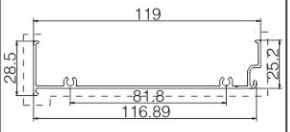
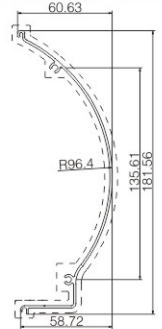
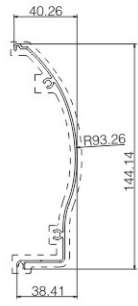
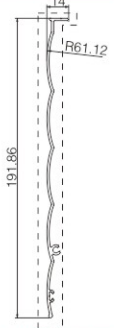
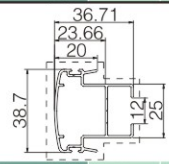
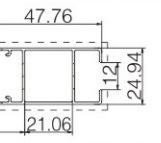
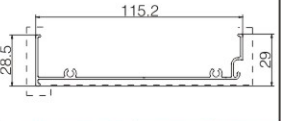
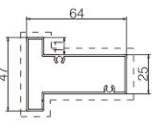
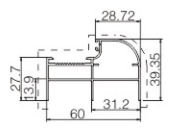
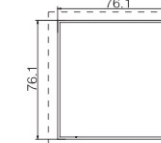
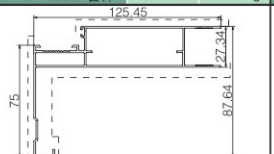
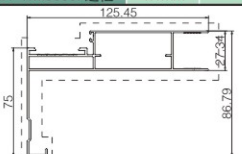
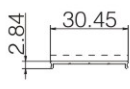
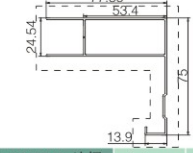
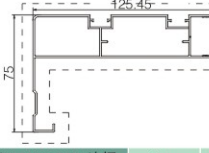
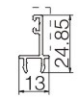
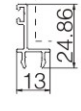
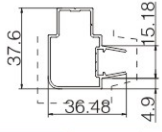
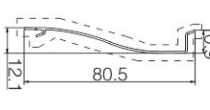
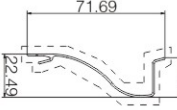
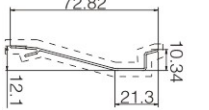

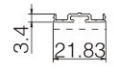
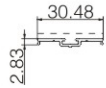
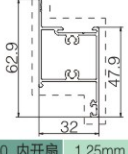
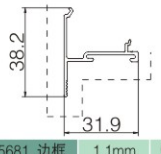
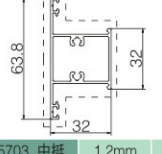
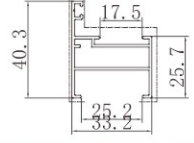
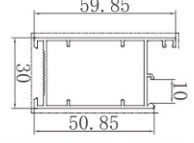
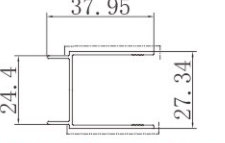
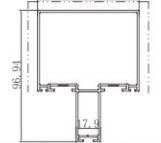
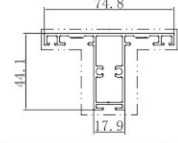
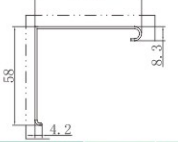
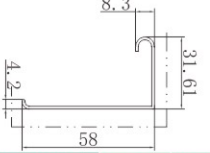
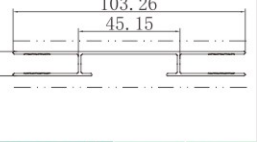
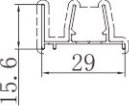
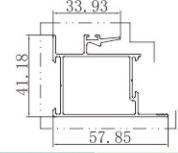
理论重量仅供参考

				
SX-WM4758. 边封 1.1mm 0.441kg	SX-WM4759. 边框 1.12mm 0.335kg	SX-WM4760. 边框 1.12mm 0.442kg	SX-WM4761. 下滑 1.15mm 0.819kg	SX-WM4762. 卡槽 1.05mm 0.231kg
				
SX-WM4763. 上下方 1.05mm 0.527kg	SX-WM4764. 上下方 1.1mm 0.489kg	SX-WM4765. 压线 1.05mm 0.120kg	SX-WM4766. 压线 0.88mm 0.134kg	SX-WM4767. 中框 1.05mm 0.444kg
				
SX-WM4768. 装饰料 0.9mm 0.136kg	SX-WM4769. 勾企 1.05mm 0.487kg	SX-WM4770. 装饰料 0.95mm 0.194kg	SX-WM4559. 下滑 1.3mm 1.514kg	SX-WM4939. 压线 0.85mm 0.082kg
				
SX-WM4940. 压线 0.8mm 0.078kg	SX-WM4944. 下滑 1.3mm 1.228kg	SX-WM4961. 光企 1.3mm 0.710kg	SX-WM4962. 边框 1.4mm 0.549kg	SX-WM4995. 边封 1.15mm 0.719kg
	SX-WM4938. 扣板 1.4mm 1.728kg			
SX-WM4938. 扣板 1.4mm 1.728kg		SX-WM4996. 上滑 1.14mm 1.236kg	SX-WM4997. 下滑 1.3mm 1.318kg	SX-WM4998. 边框 1.15mm 0.353kg
				
SX-WM4999. 包边料 1.1mm 0.218kg	SX-WM5000. 边框 1.3mm 0.648kg	SX-WM5032. 外框 1.2mm 0.364kg	SX-WM5033. 中横 1.4mm 1.115kg	SX-WM5061. 边框 1.2mm 0.535kg
				
SX-WM5062. 边框 0.85mm 0.224kg	SX-WM5063. 盖板 1.0mm 0.087kg	SX-WM5064. 上滑 1.0mm 0.359kg	SX-WM5065. 上滑 1.2mm 0.398kg	SX-WM5066. 框料 0.9mm 0.617kg
				
SX-WM5067. 方管 0.9mm 0.364kg	SX-WM5068. 方管 0.9mm 0.302kg	SX-WM5069. 方管 1.0mm 0.611kg	SX-WM5070. 框料 1.0mm 0.777kg	SX-WM5071. 拼板 1.35mm 0.697kg
				
SX-WM5072. 管件 1.0mm 0.395kg	SX-WM5073. 管件 0.9mm 0.246kg	SX-WM5074. 方管 0.9mm 0.426kg	SX-WM5075. 方管 0.9mm 0.178kg	SX-WM5079. 方管 1.0mm 0.818kg
				
SX-WM5080. 方管 0.95mm 0.515kg	SX-WM5081. 外框 0.9mm 0.333kg	SX-WM5082. 中框 1.0mm 0.481kg	SX-WM5083. 中框 0.9mm 0.443kg	SX-WM5084. 外框 0.9mm 0.414kg

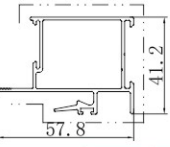
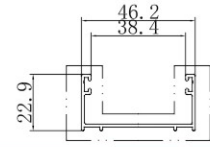
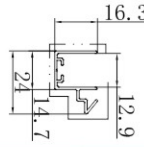
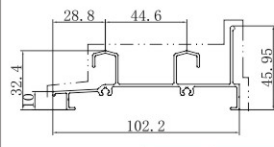
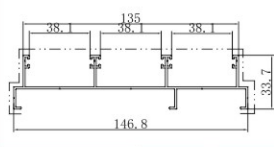
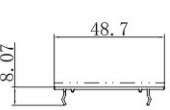
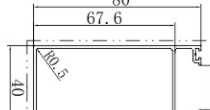
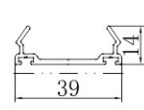

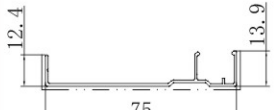
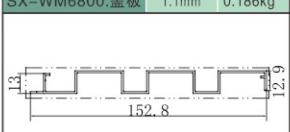
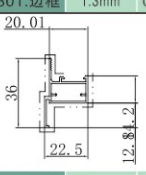
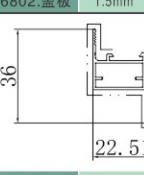
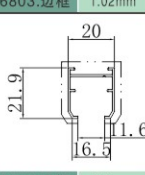
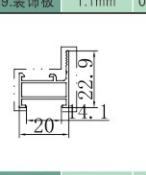
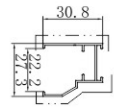
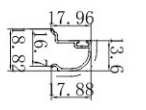
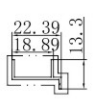
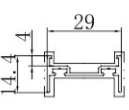
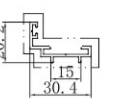
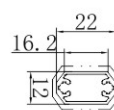

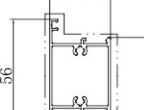
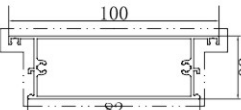
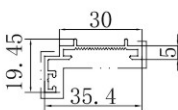
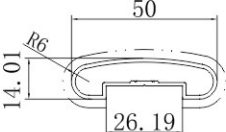
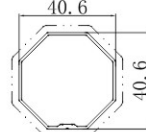
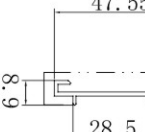
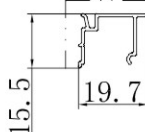
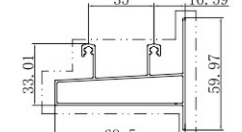
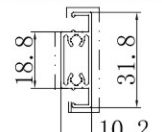

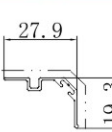
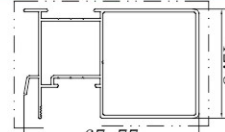
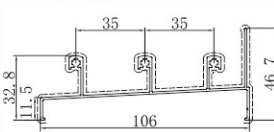
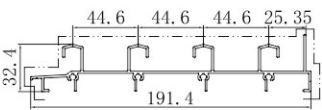
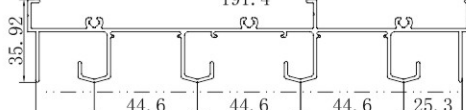
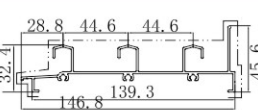
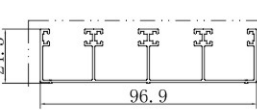

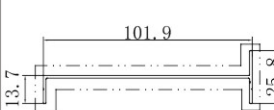
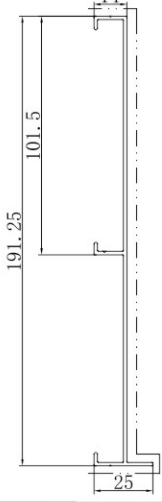
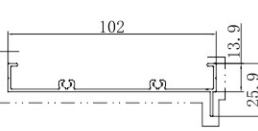
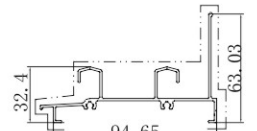
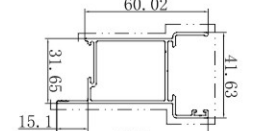
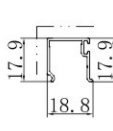
理论重量仅供参考

				
SX-WM5085. 中挺 0.9mm 0.544kg	SX-WM5086. 下滑 0.9mm 0.486kg	SX-WM5087. 下滑 0.9mm 0.562kg	SX-WM5088. 外框 1.2mm 0.448kg	SX-WM5089. 外框 1.2mm 0.540kg
				
SX-WM5090. 外框 0.9mm 0.323kg	SX-WM5091. 勾企 0.9mm 0.393kg	SX-WM5092. 勾企 0.9mm 0.411kg	SX-WM5093. 边框 0.9mm 0.177kg	SX-WM5094. 边框 0.9mm 0.222kg
				
SX-WM5095. 边框 0.9mm 0.431kg	SX-WM5096. 边框 0.9mm 0.155kg	SX-WM5097. 边框 1.17mm 0.96kg	SX-WM5098. 管件 0.9mm 0.443kg	SX-WM5041. 边框 1.0mm 0.432kg
				
SX-WM5042. 边框 0.8mm 0.175kg	SX-WM5043. 边框 0.9mm 0.281kg	SX-WM5044. 槽铝 0.9mm 0.117kg	SX-WM5045. 槽铝 0.9mm 0.110kg	SX-WM5046. 盖板 1.0mm 0.079kg
				
SX-WM5051. 框料 0.9mm 0.595kg	SX-WM5099. 光企 1.05mm 0.437kg	SX-WM5100. 勾企 1.0mm 0.377kg	SX-WM5101. 勾企 1.0mm 0.404kg	SX-WM5102. 勾企 1.0mm 0.614kg
				
SX-WM5103. 勾企 1.0mm 0.623kg	SX-WM5116. 勾企 1.04mm 0.443kg	SX-WM5117. 勾企 1.0mm 0.416kg	SX-WM5117. 光企 1.02mm 0.444kg	SX-WM5126. 收口 1.1mm 0.250kg
				
SX-WM5154. 边框 1.1mm 0.312kg	SX-WM5129. 勾企 1.04mm 0.459kg	SX-WM5130. 勾企 1.0mm 0.420kg	SX-WM5131. 勾企 1.05mm 0.661kg	SX-WM5133. 装饰料 1.0mm 0.198kg
				
SX-WM5049. 拼板 1.35mm 0.671kg	SX-WM5201. 边框 1.0mm 0.391kg	SX-WM5202. 边框 1.0mm 0.376kg	SX-WM5203. 方管 1.0mm 0.404kg	SX-WM5204. 框料 1.0mm 0.654kg
				
SX-WM5205. 装饰料 1.7mm 0.461kg	SX-WM5206. 滑槽 1.25mm 0.174kg	SX-WM5207. 上滑 0.9mm 0.301kg	SX-WM5208. 光企 1.2mm 0.307kg	SX-WM5209. 角铝 0.9mm 0.06kg
				
SX-WM5210. 角铝 0.9mm 0.091kg	SX-WM5211. 角铝 0.9mm 0.122kg	SX-WM5212. 槽铝 0.95mm 0.253kg	SX-WM5213. 框料 1.0mm 0.728kg	SX-WM5214. 框料 0.9mm 0.394kg

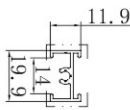
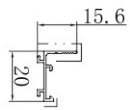
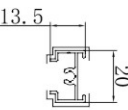

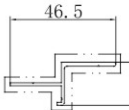
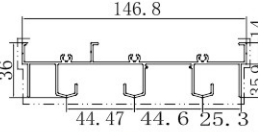
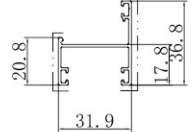
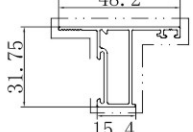
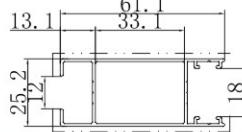
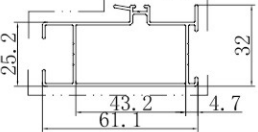

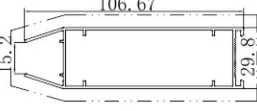
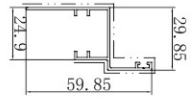
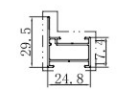
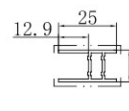
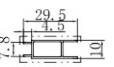
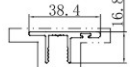
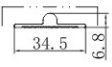
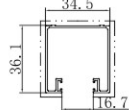
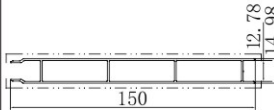
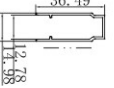
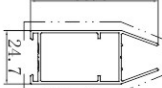
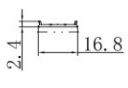

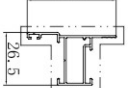

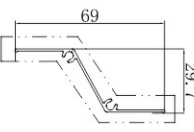
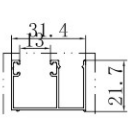
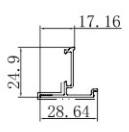
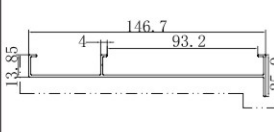
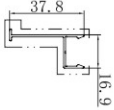
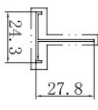
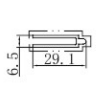
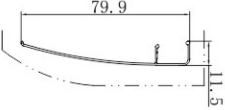
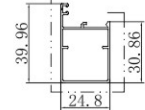
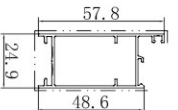
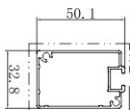
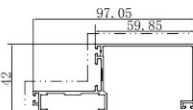
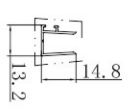
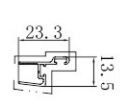
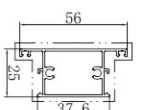
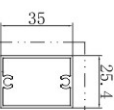

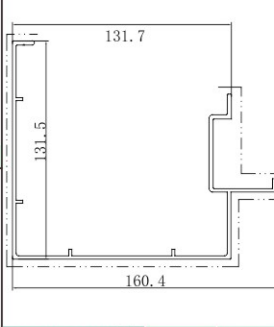
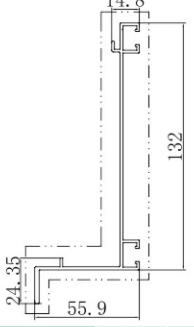
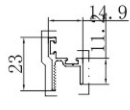
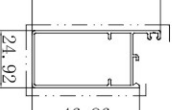
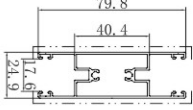
理论重量仅供参考

				
SX-WM5215. 方管 0.9mm 0.240kg	SX-WM5216. 圆管 1.0mm 0.426kg	SX-WM5217. 圆管 0.9mm 0.188kg	SX-WM5218. 槽铝 1.1mm 0.324kg	SX-WM5219. 圆管 0.9mm 0.115kg
				
SX-WM5220. 圆管 0.9mm 0.140kg	SX-WM5221. 上滑 0.9mm 0.330kg	SX-WM5222. 扣板 1.0mm 0.679kg	SX-WM5285. 边框 1.2mm 0.667kg	
				
SX-WM5287. 边框 1.2mm 0.743kg	SX-WM5398. 拼板 1.5mm 0.912kg	SX-WM5132. 勾企 1.05mm 0.509kg	SX-WM5495. 光企 1.02mm 0.453kg	SX-WM5532. 边框 1.2mm 0.655kg
				
SX-WM5534. 框料 1.05mm 0.686kg	SX-WM5536. 边框 1.15mm 0.693kg	SX-WM5542. 方管 1.4mm 1.137kg	SX-WM5545. 边框 1.2mm 1.347kg	SX-WM5547. 边框 1.2mm 1.418kg
				
SX-WM5548. 盖板 1.07mm 0.094kg	SX-WM5549. 边框 1.1mm 0.822kg	SX-WM5550. 边框 1.2mm 1.349kg	SX-WM5551. 挡板 1.15mm 0.166kg	SX-WM5552. 挡板 1.15mm 0.166kg
				
SX-WM5553. 转角 1.05mm 0.427kg	SX-WM5497. 拼板 0.9mm 0.235kg	SX-WM5498. 拼板 0.95mm 0.271kg	SX-WM5500. 拼板 0.95mm 0.228kg	SX-WM5546. 盖板 0.99mm 0.067kg
				
SX-WM5678. 盖板 1.0mm 0.088kg	SX-WM5679. 盖板 1.17mm 0.121kg	SX-WM5680. 内开扇 1.25mm 0.682kg	SX-WM5681. 边框 1.1mm 0.287kg	SX-WM5703. 中挺 1.2mm 0.683kg
				
SX-WM6403. 外框 1.1mm 0.460kg	SX-WM6404. 外框 1.2mm 0.636kg	SX-WM6405. 收口 1.2mm 0.314kg	SX-WM6506. 横柱 1.5mm 1.567kg	SX-WM6507. 边框 1.35mm 0.948kg
				
SX-WM6508. 边框 1.2mm 0.426kg	SX-WM6509. 边框 1.2mm 0.324kg	SX-WM6510. 边框 1.2mm 0.605kg	SX-WM6550. 边框 0.9mm 0.186kg	SX-WM6504. 勾企 1.2mm 0.743kg

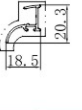
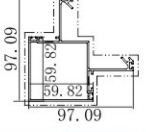
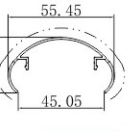
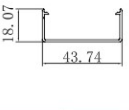
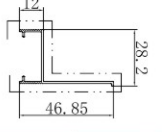
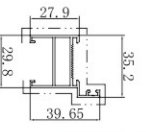
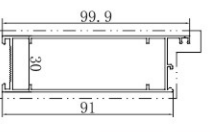
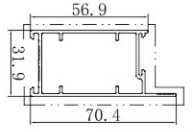
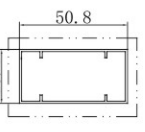
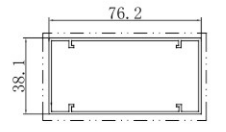
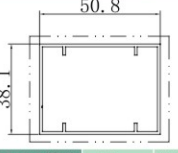
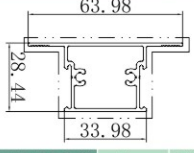
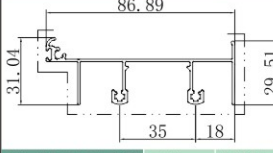
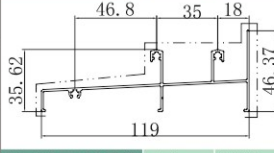

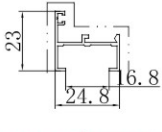
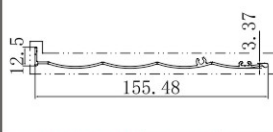
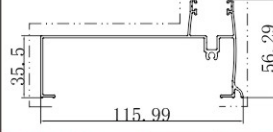
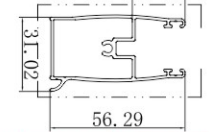
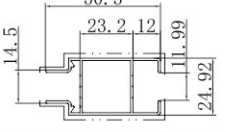
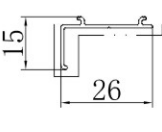
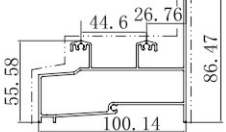

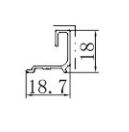
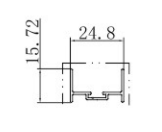
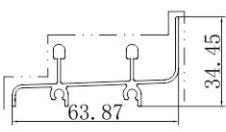
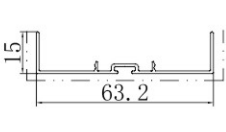

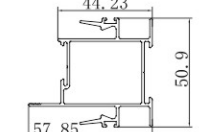
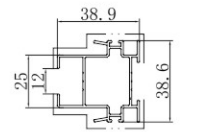
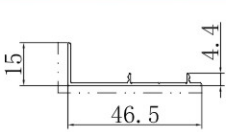
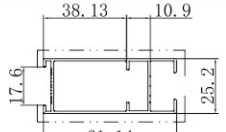
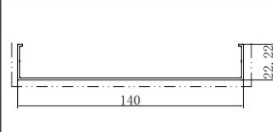
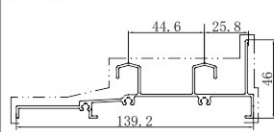
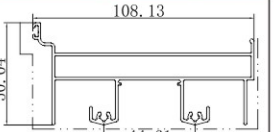
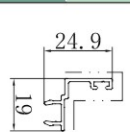
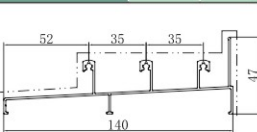

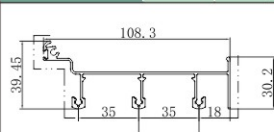

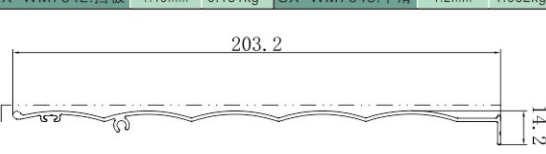
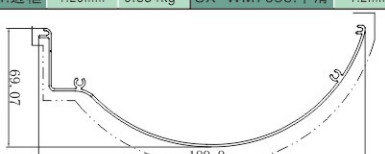
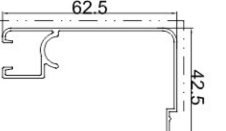
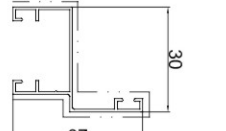
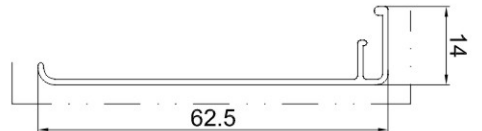
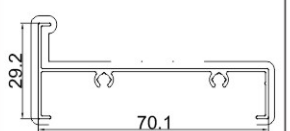
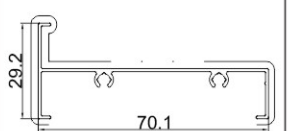
理论重量仅供参考

 SX-WM6505.勾企 1.2mm 0.748kg	 SX-WM6613.边框 1.2mm 0.351kg	 SX-WM6663.边框 0.9mm 0.174kg	 SX-WM6798.下滑 1.3mm 0.950kg	 SX-WM6799.上滑 1.3mm 1.112kg
 SX-WM6800.盖板 1.1mm 0.186kg	 SX-WM6801.边框 1.3mm 0.907kg	 SX-WM6802.盖板 1.5mm 0.299kg	 SX-WM6803.边框 1.02mm 0.226kg	 SX-WM6809.装饰板 1.1mm 0.321kg
 SX-WM6810.装饰板 1.25mm 0.847kg	 SX-WM6812.外开扇 1.0mm 0.278kg	 SX-WM6813.内开扇 1.0mm 0.278kg	 SX-WM6814.边框 0.9mm 0.183kg	 SX-WM6815.外框 1.0mm 0.215kg
 SX-WM6821.边框 0.95mm 0.257kg	 SX-WM4546.压线 1.0mm 0.145kg	 SX-WM6847.边框 1.05mm 0.121kg	 SX-WM6848.边框 1.0mm 0.203kg	 SX-WM6849.装饰料 1.4mm 0.250kg
 SX-WM6850.管件 0.95mm 0.210kg	 SX-WM6851.扶手 0.9mm 0.433kg	 SX-WM6925.中挺 1.15mm 0.629kg	 SX-WM6926.中横 1.3mm 1.00kg	 SX-WM6927.边框 1.4mm 0.250kg
 SX-WM6928.扶手 1.3mm 0.422kg	 SX-WM6929.八角管 1.05mm 0.391kg	 SX-WM6930.边框 1.4mm 0.325kg	 SX-WM4564.压线 0.85mm 0.126kg	 SX-WM6978.下滑 1.1mm 0.823kg
 SX-WM6979.纱窗料 1.0mm 0.27kg	 SX-WM6980.框料 1.1mm 0.746kg	 SX-WM6981.装饰料 0.9mm 0.151kg	 SX-WM6987.勾企 1.15mm 0.822kg	 SX-WM6998.下滑 1.12mm 0.834kg
 SX-WM7002.下滑 1.5mm 1.884kg	 SX-WM7003.上滑 1.45mm 1.925kg			
 SX-WM7010.下滑 1.4mm 1.348kg	 SX-WM7011.上滑 1.1mm 0.899kg	 SX-WM7012.边框 1.35mm 1.444kg	 SX-WM7026.边框 1.3mm 0.490kg	 SX-WM7004.边封 1.5mm 1.027kg
 SX-WM7027.边封 1.18mm 0.620kg	 SX-WM7028.下滑 1.18mm 1.032kg	 SX-WM7028.下滑 1.3mm 1.032kg	 SX-WM7030.压线 0.98mm 0.153kg	

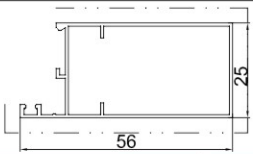
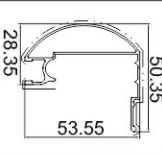
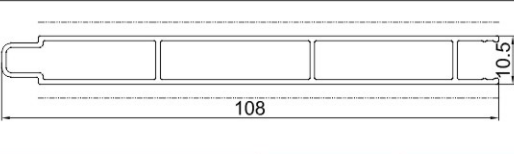
理论重量仅供参考

				
SX-WM6816.边框 1.1mm 0.178kg	SX-WM6817.压座 0.9mm 0.119kg	SX-WM6818.边框 0.9mm 0.179kg	SX-WM6819.边框 1.0mm 0.137kg	SX-WM6820.边框 1.3mm 0.262kg
				
SX-WM7031.上滑 1.4mm 1.514kg	SX-WM7032.外框 1.2mm 0.360kg	SX-WM7033.边框 1.2mm 0.461kg	SX-WM7034.光企 1.05mm 0.553kg	SX-WM7035.勾企 1.1mm 0.632kg
				
SX-WM4542.压线 135mm 0.133kg	SX-WM7005.边框 1.25mm 0.968kg	SX-WM7115.边框 1.1mm 0.364kg	SX-WM7116.外框 1.0mm 0.283kg	SX-WM7117.边框 1.25mm 0.240kg
				
SX-WM7118.边框 0.9mm 0.182kg	SX-WM7120.边框 1.9mm 0.346kg	SX-WM7122.单轨 1.5mm 0.214kg	SX-WM7123.边框 1.1mm 0.406kg	SX-WM7006.扣板 1.1mm 1.050kg
				
SX-WM7007.连接件 1.1mm 0.261kg	SX-WM7008.边框 1.1mm 0.524kg	SX-WM7009.盖板 1.07mm 0.052kg	SX-WM7104.装饰料 1.1mm 0.187kg	SX-WM7105.外开扇 1.0mm 0.343kg
				
SX-WM7106.方管 1.4mm 1.521kg	SX-WM7107.百叶 1.0mm 0.291kg	SX-WM7108.边框 0.9mm 0.264kg	SX-WM7109.边框 1.05mm 0.186kg	SX-WM7110.边框 1.35mm 0.743kg
				
SX-WM7155.边框 1.0mm 0.190kg	SX-WM7158.边框 1.0mm 0.148kg	SX-WM7119.边框 1.4mm 0.234kg	SX-WM7126.装饰料 0.95mm 0.251kg	SX-WM7127.外框 1.35mm 0.349kg
				
SX-WM7128.外框 1.0mm 0.492kg	SX-WM7129.框料 1.15mm 0.647kg	SX-WM7130.边框 1.35mm 0.876kg	SX-WM7131.装饰料 0.9mm 0.107kg	SX-WM7132.装饰料 0.9mm 0.142kg
				
SX-WM7134.中框 1.1mm 0.561kg	SX-WM7135.管件 1.1mm 0.429kg	SX-WM7136.边框 1.3mm 0.538kg	SX-WM7137.边框 2.2mm 2.595kg	SX-WM7138.边框 1.65mm 1.173kg
				
SX-WM7139.装饰料 1.15mm 0.176kg	SX-WM7140.边框 1.0mm 0.451kg	SX-WM7141.上下方 1.15mm 0.870kg		

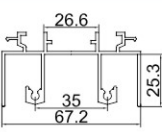
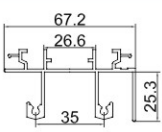
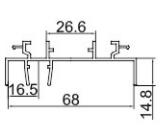
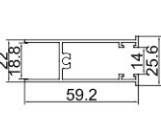
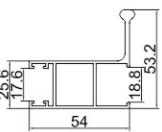
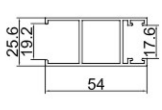
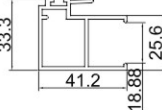
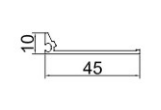
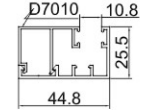
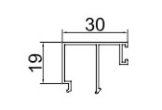


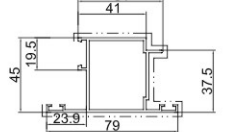

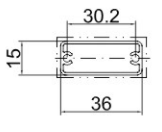
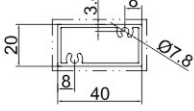
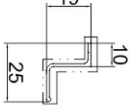
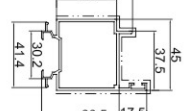
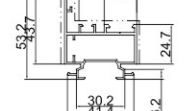
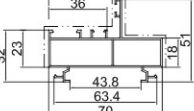
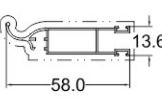
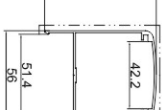
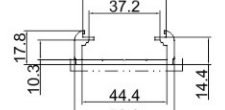
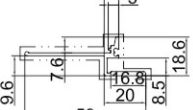
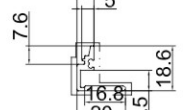
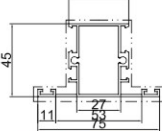
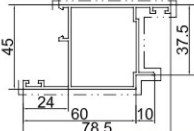
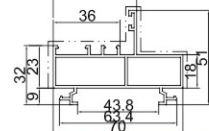
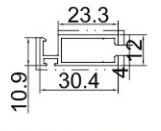
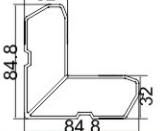


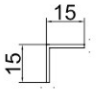
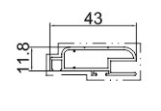
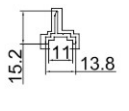
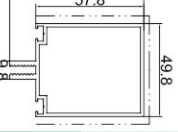
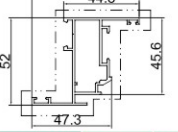
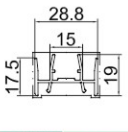
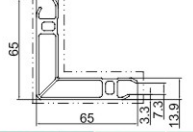
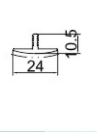
理论重量仅供参考

				
SX-WM7142.下方 1.0mm 0.137kg	SX-WM7144.边框 1.5mm 1.591kg	SX-WM7145.扶手 1.1mm 0.345kg	SX-WM7146.边框 1.15mm 0.252kg	SX-WM7148.边框 1.1mm 0.252kg
				
SX-WM7149.外框 1.2mm 0.492kg	SX-WM7150.外框 1.3mm 0.978kg	SX-WM7151.外框 1.25mm 0.759kg	SX-WM7152.管件 1.05mm 0.455kg	SX-WM7153.管件 1.3mm 0.853kg
				
SX-WM7154.管件 1.2mm 0.607kg	SX-WM7160.中框 1.3mm 0.666kg	SX-WM7161.上滑 1.12mm 0.736kg	SX-WM7162.下滑 1.2mm 0.882kg	SX-WM7163.边封 1.13mm 0.498kg
				
SX-WM7228.外框 0.9mm 0.208kg	SX-WM7255.拼板 1.25mm 0.657kg	SX-WM7256.边框 1.25mm 0.947kg	SX-WM7257.上下方 1.2mm 0.680kg	SX-WM7363.光企 1.0mm 0.475kg
				
SX-WM7364.装饰料 0.9mm 0.111kg	SX-WM7415.下滑 1.55mm 1.735kg	SX-WM7416.槽铝 1.25mm 0.605kg	SX-WM4547.压线 1.0mm 0.136kg	SX-WM7484.边框 1.0mm 0.168kg
				
SX-WM7485.下滑 1.2mm 0.615kg	SX-WM7432.盖板 1.0mm 0.282kg	SX-WM7433.边框 1.2mm 0.905kg	SX-WM7586.勾企 1.2mm 0.900kg	SX-WM7587.勾企 1.04mm 0.563kg
				
SX-WM7644.盖板 1.0mm 0.177kg	SX-WM7657.光企 1.1mm 0.588kg	SX-WM7635.槽铝 1.3mm 0.658kg	SX-WM7636.下滑 1.3mm 1.156kg	SX-WM7637.上滑 1.35mm 1.473kg
				
SX-WM7642.挡板 1.15mm 0.181kg	SX-WM7643.下滑 1.2mm 1.062kg	SX-WM7654.边框 1.25mm 0.834kg	SX-WM7658.下滑 1.2mm 0.979kg	SX-WM7638.边框 1.35mm 1.079kg
				
SX-WM7639.拼板 1.18mm 0.924kg	SX-WM7640.装饰料 1.18mm 1.141kg			
				
SX-EXP1398.边框 1.0mm 0.454kg	SX-EXP1951.边框 0.75mm 0.223kg	SX-EXP1399.边框 1.0mm 0.234kg		
				SX-EXP1401.卡槽 1.5mm 0.197kg
				SX-EXP1952.边框 0.9mm 0.360kg

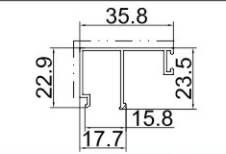
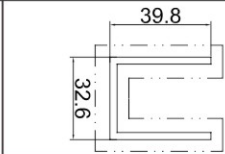
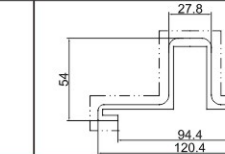
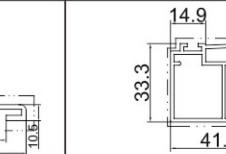
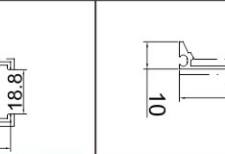
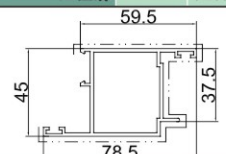
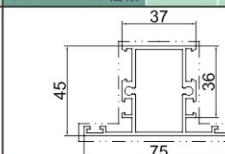
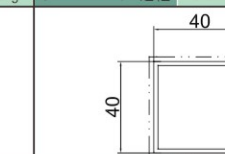
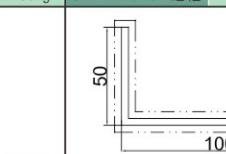
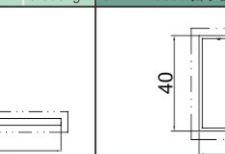
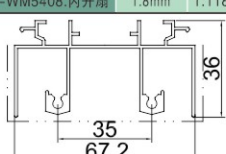
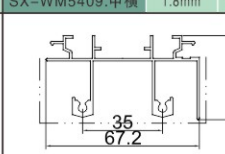
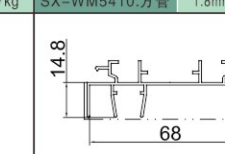
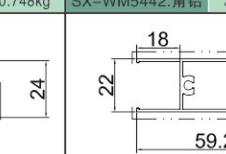
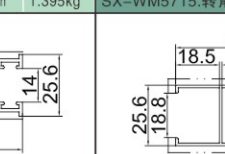
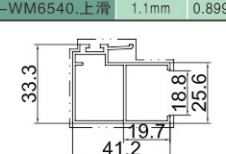
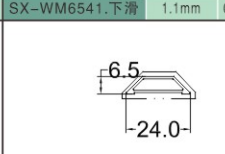
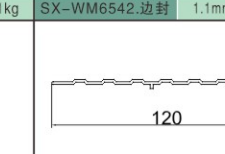
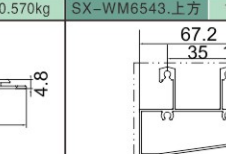
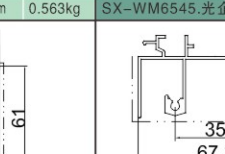
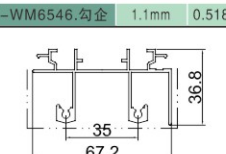
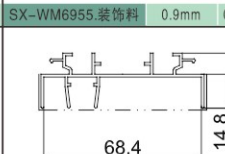
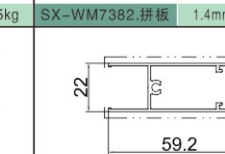
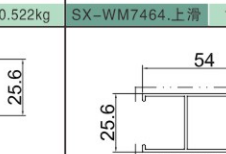

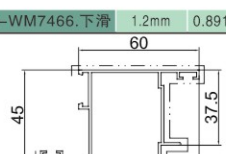
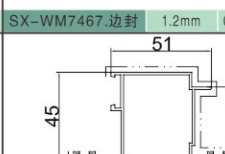
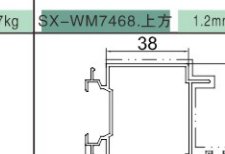
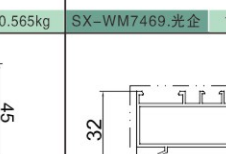
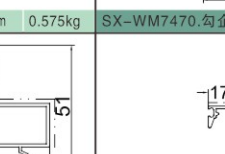
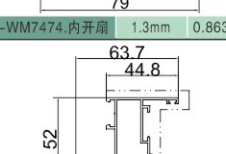

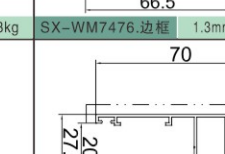
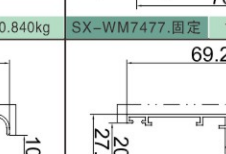
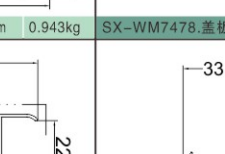

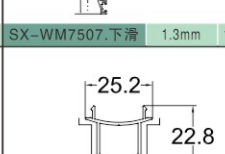
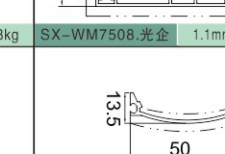
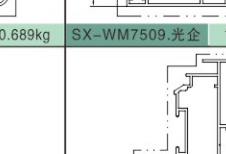
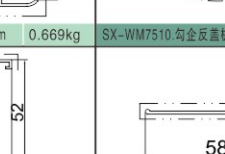
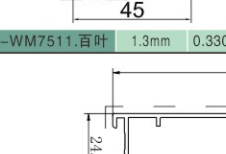
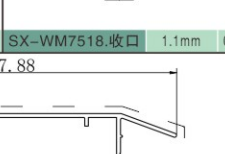
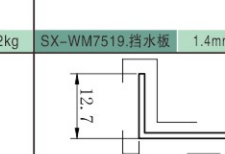
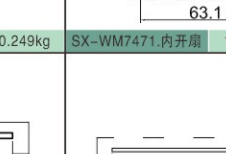
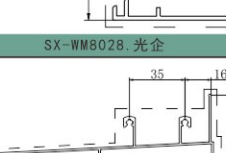
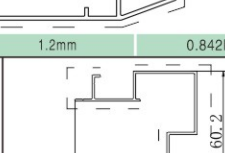
理论重量仅供参考

				
SX-EXP1954.外框 0.8mm 0.371kg	SX-EXP1950.边框 0.9mm 0.501kg	SX-EXP1410.扣板 1.0mm 0.677kg		

喀麦隆 (Cameroon)

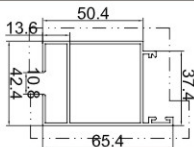
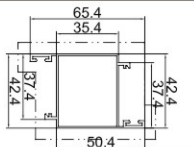
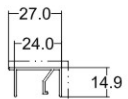
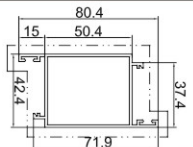
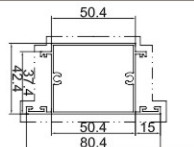
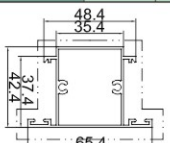
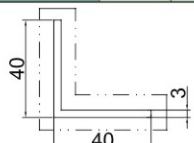
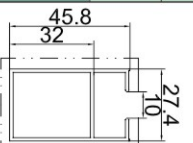
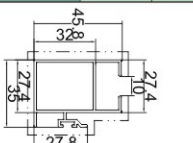
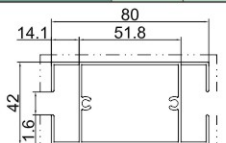
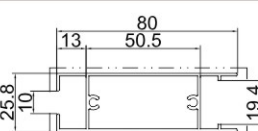
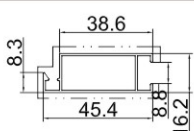
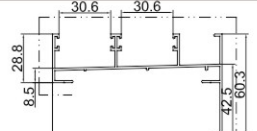
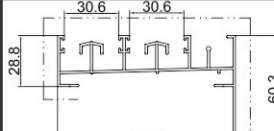
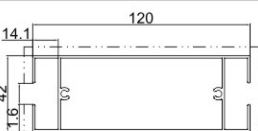
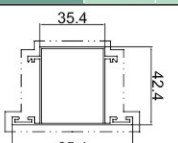
				
SX-D7001.上滑 1.5mm 1.103kg	SX-D7002.下滑 1.5mm 1.023kg	SX-D7003.边封 1.5mm 0.714kg	SX-D7004.上方 1.4mm 0.652kg	SX-D7005.拉手光企 1.4mm 0.926kg
				
SX-D7006.光企 1.4mm 0.674kg	SX-D7007.勾企 1.7mm 0.747kg	SX-D7008.挡水板 1.6mm 0.246kg	SX-D7009.压座 1.4mm 0.375kg	SX-D7010.压线 1.1mm 0.275kg
				
SX-WM1899.门中横 1.9mm 1.895kg	SX-WM1900.中横 1.0mm 0.844kg	SX-WM1901.外开扇 1.7mm 1.049kg	SX-WM1902.内开扇 1.0mm 0.72kg	SX-WM1903.方管 1.2mm 0.365kg
				
SX-WM1904.方管 1.5mm 0.573kg	SX-WM1905.Z字料 1.3mm 0.151kg	SX-WM1906.边框 1.6mm 0.968kg	SX-WM1907.边框 1.4mm 0.821kg	SX-WM1908.固定 1.6mm 0.786kg
				
SX-WM1909.纱料 0.8mm 0.346kg	SX-WM1910.盖板 1.3mm 0.966kg	SX-WM1911.压板 1.4mm 0.758kg	SX-WM2880.拼板 1.4mm 0.361kg	SX-WM2881.拼板 1.4mm 0.214kg
				
SX-WM2999.中横 1.4mm 1.033kg	SX-WM3000.内开扇 1.4mm 0.921kg	SX-WM3001.固定 1.4mm 1.067kg	SX-WM4048.纱窗料 1.3mm 0.287kg	SX-WM4044.角码 2.0mm 1.932kg
				
SX-WM4045.角铝 3.4mm 0.708kg	SX-WM4046.转角 2.2mm 0.857kg	SX-WM4528.角铝 1.3mm 0.101kg	SX-WM4529.纱窗料 1.3mm 0.416kg	SX-WM4530.装饰料 1.3mm 0.115kg
				
SX-WM4531.立柱 1.8mm 1.265kg	SX-WM4532.内开扇 1.4mm 0.888kg	SX-WM3958.装饰料 1.1mm 0.324kg	SX-WM3962.角码 1.5mm 1.279kg	SX-WM4701.装饰盖板 3.0mm 0.184kg

理论重量仅供参考

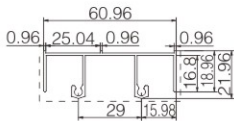
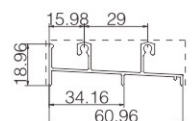
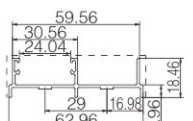
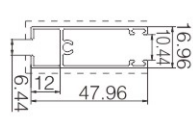
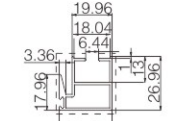
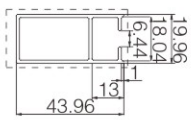
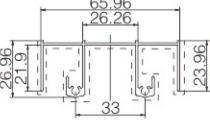
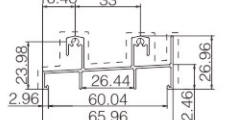
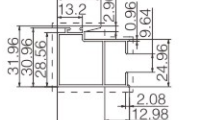
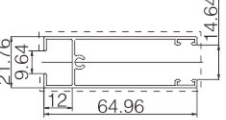
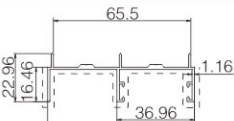
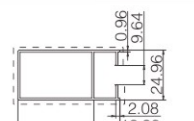
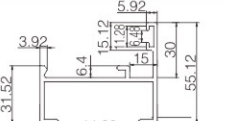

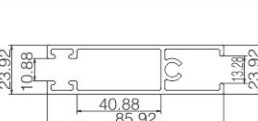
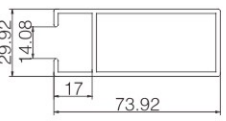
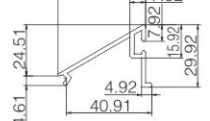
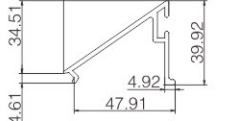
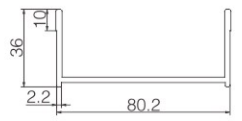

 SX-WM4702 压线 1.1mm 0.295kg	 SX-WM4703 槽铝 2.8mm 0.812kg	 SX-WM4704 边框 3.0mm 2.133kg	 SX-WM5107 边框 1.5mm 0.653kg	 SX-WM5380 挡水板 1.1mm 0.193kg
 SX-WM5408 内开扇 1.8mm 1.118kg	 SX-WM5409 中横 1.8mm 1.197kg	 SX-WM5410 方管 1.8mm 0.748kg	 SX-WM5442 角铝 3.5mm 1.395kg	 SX-WM5715 转角 1.3mm 0.519kg
 SX-WM6540 上滑 1.1mm 0.899kg	 SX-WM6541 下滑 1.1mm 0.841kg	 SX-WM6542 边封 1.1mm 0.570kg	 SX-WM6543 上方 1.1mm 0.563kg	 SX-WM6545 光企 1.1mm 0.548kg
 SX-WM6546 勾企 1.1mm 0.518kg	 SX-WM6955 装饰料 0.9mm 0.125kg	 SX-WM7382 拼板 1.4mm 0.522kg	 SX-WM7464 上滑 1.2mm 1.297kg	 SX-WM7465 上滑 1.2mm 0.955kg
 SX-WM7466 下滑 1.2mm 0.891kg	 SX-WM7467 边封 1.2mm 0.617kg	 SX-WM7468 上方 1.2mm 0.565kg	 SX-WM7469 光企 1.2mm 0.575kg	 SX-WM7470 勾企 1.2mm 0.570kg
 SX-WM7474 内开扇 1.3mm 0.863kg	 SX-WM7475 外开扇 1.3mm 0.863kg	 SX-WM7476 边框 1.3mm 0.840kg	 SX-WM7477 固定 1.3mm 0.943kg	 SX-WM7478 盖板 1.2mm 0.147kg
 SX-WM7483 内开扇 1.3mm 0.845kg	 SX-WM7507 下滑 1.3mm 1.333kg	 SX-WM7508 光企 1.1mm 0.689kg	 SX-WM7509 光企 1.1mm 0.669kg	 SX-WM7510 勾企反置板 0.9mm 0.244kg
 SX-WM7511 百叶 1.3mm 0.330kg	 SX-WM7518 收口 1.1mm 0.202kg	 SX-WM7519 挡水板 1.4mm 0.249kg	 SX-WM7471 内开扇 1.2mm 0.779kg	 SX-WM7473 拼板 1.2mm 0.336kg
 SX-WM8028 光企 1.2mm 0.842kg	 SX-WM8029 角铝 1.1mm 0.111kg	 SX-WM8030 角铝 1.1mm 0.225kg	 SX-WM8033 上滑 1.2mm 0.904kg	
 SX-WM8034 下滑 1.25mm 0.975kg	 SX-WM8035 边框 1.1mm 0.534kg			

理论重量仅供参考

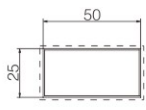
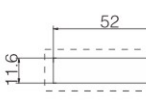
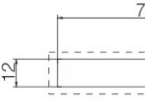
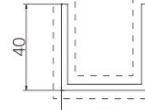
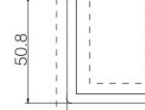

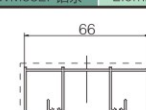
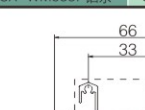
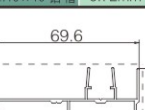
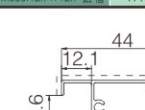

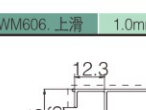



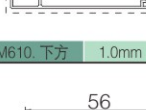





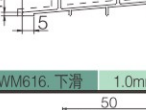

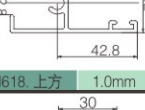
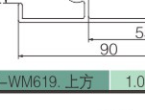

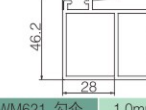



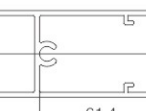
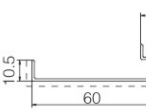
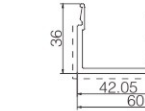

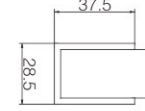
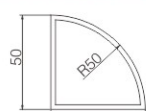
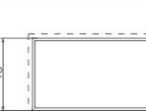
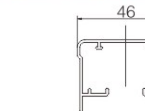
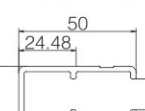
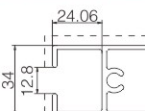




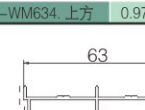





乍得 (Chad)

				
SX-EXP0225A 外框 1.35mm 0.898kg	SX-EXP0226A 内开扇 1.0mm 0.678kg	SX-EXP0227A 压线 1.1mm 0.206kg	SX-EXP0228A 内开扇 1.55mm 1.028kg	SX-EXP0229A 中挺 1.2mm 0.956kg
				
SX-EXP0230A 中挺 1.2mm 0.859kg	SX-EXP0231A 角铝 3.0mm 0.624kg	SX-EXP0232A 光企 1.3 0.544kg	SX-EXP0233A 勾企 1.3mm 0.670kg	SX-EXP0234A 上下方 1.35mm 1.158kg
				
SX-EXP0235A 上下方 1.2mm 0.800kg	SX-EXP0236A 砂窗料 0.95 0.329kg	SX-EXP0237A 上滑 1.3mm 1.010kg	SX-EXP0238A 下滑 1.3mm 1.325kg	SX-EXP2876 中横 1.3mm 1.407kg
				
SX-EXP2877 外开扇 0.9mm 0.639kg				

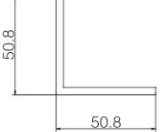
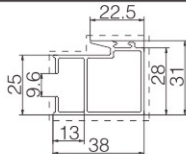
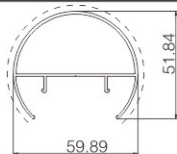
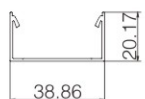
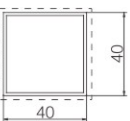

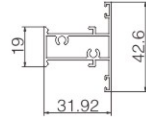
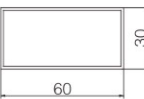
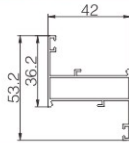
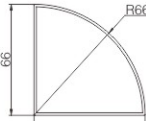
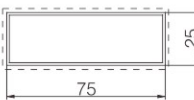
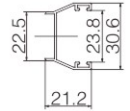
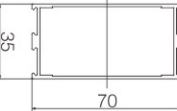


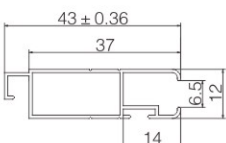
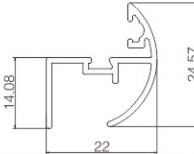
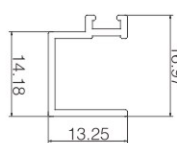


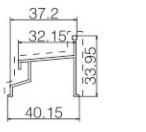
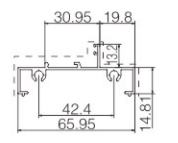
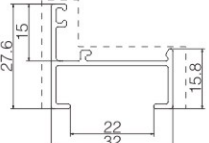
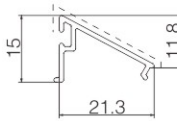
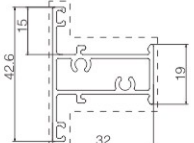
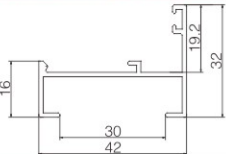
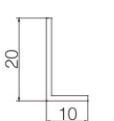
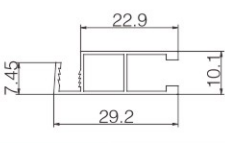
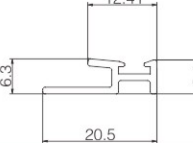
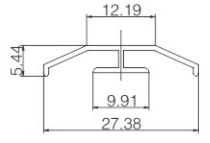
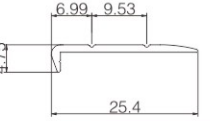
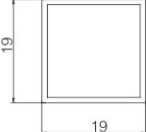
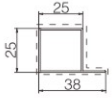
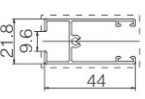
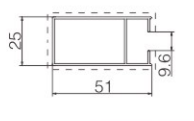
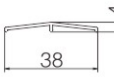
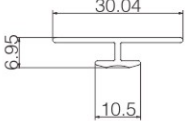
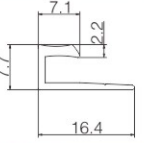

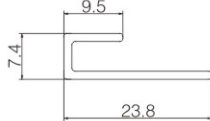

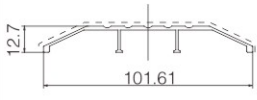
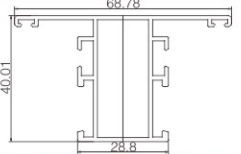
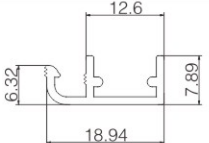
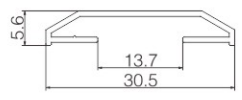
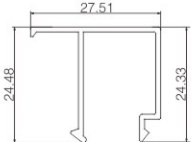
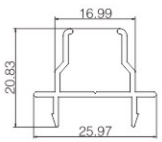
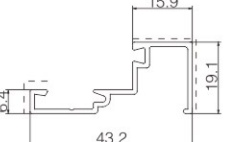
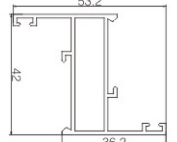

哥伦比亚 (Columbia) / 智利 (Chile) / 玻利维亚 (Bolivia)

				
SX-WM499 上滑 1.16mm 0.501kg	SX-WM500 下滑 1.16mm 0.440kg	SX-WM501 边封 1.26mm 0.436kg	SX-WM502 上下方 0.96mm 0.388kg	SX-WM503 勾企 1.18mm 0.423kg
				
SX-WM504 光企 1.28mm 0.461kg	SX-WM506 上滑 1.06mm 0.619kg	SX-WM507 下滑 1.06mm 0.601kg	SX-WM508 勾企 1.08mm 0.486kg	SX-WM509 下方 1.06mm 0.533kg
				
SX-WM510 边封 1.06mm 0.482kg	SX-WM511 光企 1.08mm 0.469kg	SX-WM512 边框 1.16mm 0.283kg	SX-WM513 中挺 1.26mm 0.740kg	SX-WM514 上下方 1.0mm 0.316kg
				
SX-WM515 光企 1.0mm 0.279kg	SX-WM516 压线 1.0mm 0.123kg	SX-WM517 压线 1.0mm 0.163kg	SX-WM518 铝槽 1.25mm 0.252kg	SX-WM519 压线 0.167kg

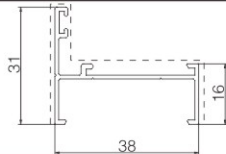
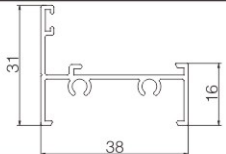
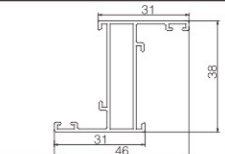
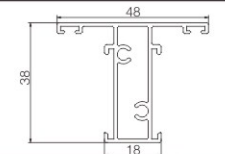
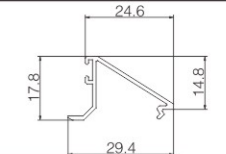
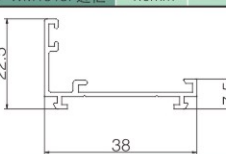
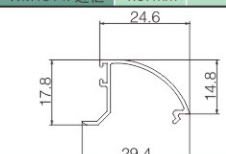
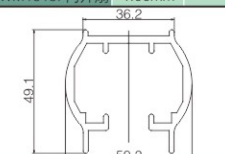
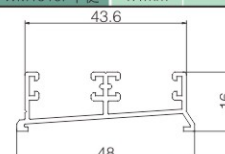
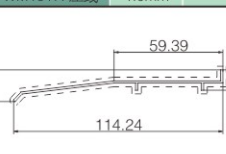
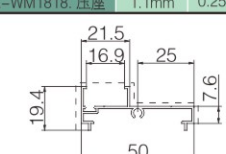
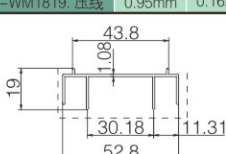
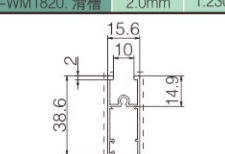
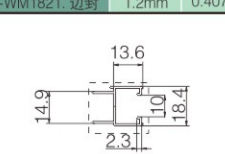
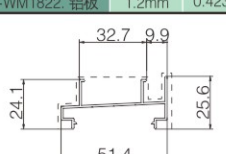
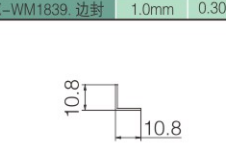
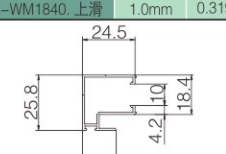
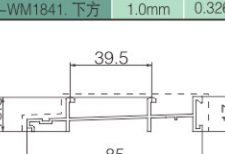
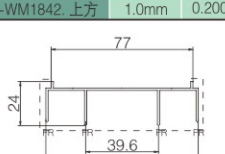
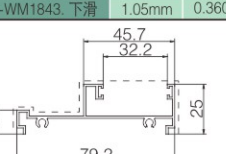
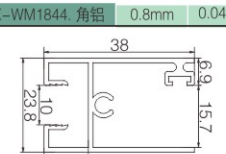
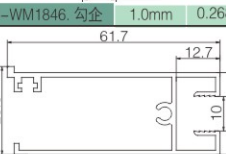

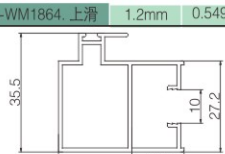
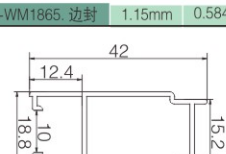
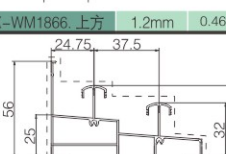
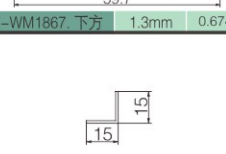
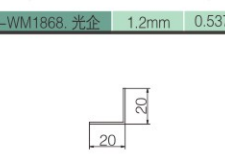
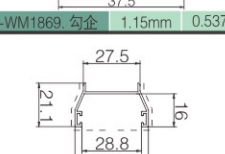
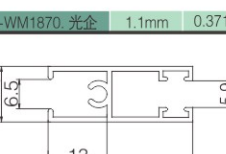
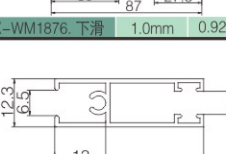

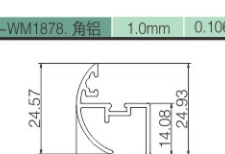
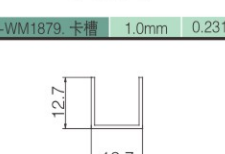
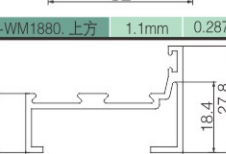
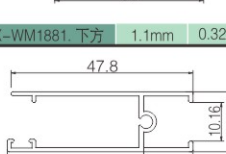
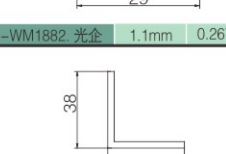
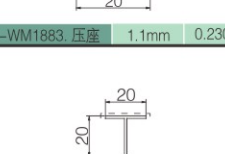
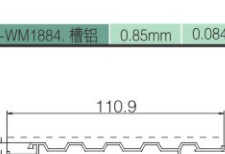

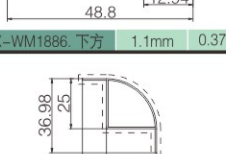
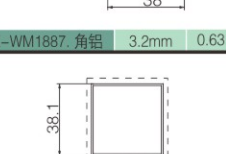
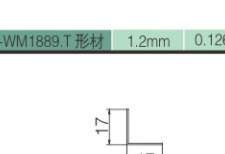
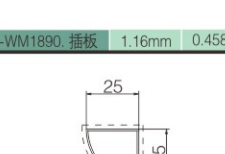

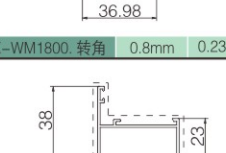




理论重量仅供参考

				
SX-WM531 50x25 方管 0.76mm 0.303kg	SX-WM532 40x20 方管 2.9mm 0.102kg	SX-WM533 60x30 方管 3.0mm 0.154kg	SX-WM534 10x10 方管 0.72mm 0.056kg	SX-WM535 12.7x12.7 方管 1.1mm 0.107kg
				
SX-WM536 25x25 方管 0.95mm 0.248kg	SX-WM606 66x27 上滑 1.0mm 0.594kg	SX-WM607 66x27 下滑 1.0mm 0.573kg	SX-WM608 69.6x22.5 边封 1.0mm 0.453kg	SX-WM609 44x21.8 上方 1.0mm 0.394kg
				
SX-WM610 65x21.8 下方 1.0mm 0.507kg	SX-WM611 65x21.8 光企 1.0mm 0.482kg	SX-WM612 65x21.8 勾企 1.0mm 0.450kg	SX-WM613 66.6x23 边封 1.0mm 0.457kg	SX-WM614 50x21.8 光企 1.0mm 0.436kg
				
SX-WM615 56x25.6 上滑 1.0mm 0.298kg	SX-WM616 56x25.6 下滑 1.0mm 0.284kg	SX-WM617 52.8x28.2 边封 1.0mm 0.328kg	SX-WM618 68x37 上方 1.0mm 0.308kg	SX-WM619 60.8x32 上方 1.0mm 0.367kg
				
SX-WM620 80x38 光企 1.0mm 0.336kg	SX-WM621 50x30 勾企 1.0mm 0.304kg	SX-WM622 90x14.26 扣板 1.1mm 0.354kg	SX-WM623 30x50 槽铝 1.15mm 0.193kg	SX-WM624 66.6x34.2 上滑 1.05mm 0.481kg
				
SX-WM625 88x43.6 上方 1.25mm 0.470kg	SX-WM626 50x30 盖板 1.15mm 0.322kg	SX-WM627 90x14.26 盖板 2.7mm 0.947kg	SX-WM628 30x50 边封 1.15mm 0.375kg	SX-WM629 66.6x34.2 槽铝 1.15mm 0.086kg
				
SX-WM630 50x50 转角 1.24mm 0.284kg	SX-WM631 80x40 方管 1.44mm 0.914kg	SX-WM632 46x40 光企 1.22mm 0.566kg	SX-WM633 50x24.48 光企 1.15mm 0.198kg	SX-WM634 24.06x76 上方 0.97mm 0.339kg
				
SX-WM635 20x43 光企 1.17mm 0.424kg	SX-WM636 65x21.8 下方 1.47mm 0.690kg	SX-WM637 50x25 光企 1.26mm 0.544kg	SX-WM638 28x15 光企 0.97mm 0.254kg	SX-WM639 63x30.54 边封 1.14mm 0.397kg
				
SX-WM520 30x15 滑槽 0.97mm 0.087kg	SX-WM521 60x30 方管 1.32mm 0.625kg	SX-WM522 50x25 上下方 1.0mm 0.275kg	SX-WM523 50x50 角铝 3.0mm 0.789kg	SX-WM524 12.7x12.7 角铝 0.95mm 0.063kg
				
SX-WM525 17x17 角铝 0.95mm 0.085kg	SX-WM526 40x40 转角 1.05mm 0.396kg	SX-WM527 40x24 槽铝 1.14mm 0.129kg	SX-WM528 45.72x35.77 T型铝 0.74mm 0.079kg	SX-WM529 30x30 方管 0.85mm 0.269kg

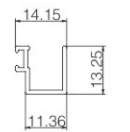
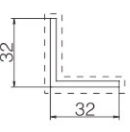


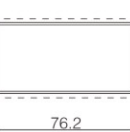
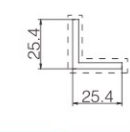
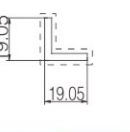

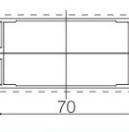
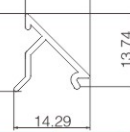
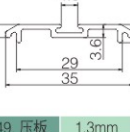



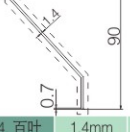

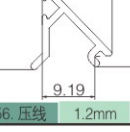
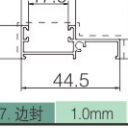
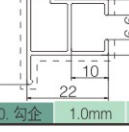


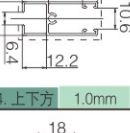
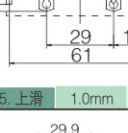


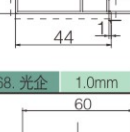

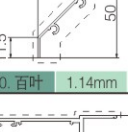





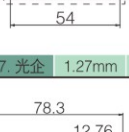
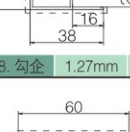









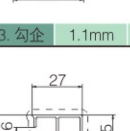

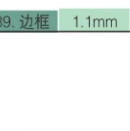



理论重量仅供参考

				
SX-WM640.12.7 角铝 0.94mm 0.062kg	SX-WM708 勾企 1.24mm 0.541kg	SX-WM742 扶手 1.2mm 0.743kg	SX-WM743 盖板 1.1mm 0.260kg	SX-WM744.40 方管 1.44mm 0.602kg
				
SX-WM745.50x100 方管 1.54mm 1.226kg	SX-WM746 中挺 1.14mm 0.502kg	SX-WM747.60x30 方管 1.32mm 0.625kg	SX-WM847 内开扇 1.07mm 0.533kg	SX-WM846 转角 1.5mm 0.934kg
				
SX-WM848.75x25 方管 1.24mm 0.655kg	SX-WM1073 卡槽 1.0mm 0.218kg	SX-WM1074 中横 1.24mm 0.839kg	SX-WM1075 铝槽 0.82mm 0.075kg	SX-WM1076 铝槽 1.14mm 0.131kg
				
SX-WM1078 纱扇 0.8mm 0.250kg	SX-WM1079 框料 1.11mm 0.237kg	SX-WM1080 装饰料 1.13mm 0.138kg	SX-WM1082 20 角铝 1.16mm 0.122kg	SX-WM1083.30 方管 1.24mm 0.387kg
				
SX-WM1084 边框 1.25mm 0.340kg	SX-WM1085 固定框 1.21mm 0.560kg	SX-WM1086 边框 1.25mm 0.309kg	SX-WM1087 压线 1.0mm 0.127kg	SX-WM1088 中挺 1.25mm 0.548kg
				
SX-WM1089 边框 1.25mm 0.378kg	SX-WM1112 角铝 1.24mm 0.097kg	SX-WM1347 纱扇 0.75mm 0.182kg	SX-WM1626 装饰件 1.2mm 0.117kg	SX-WM1627 压板 0.89mm 0.105kg
				
SX-WM1628 装饰件 1.3mm 0.092kg	SX-WM1629 方管 1.0mm 0.195kg	SX-WM1799 转角 0.9mm 0.266kg	SX-WM1711 上下方 1.04mm 0.409kg	SX-WM1712 光企 1.08mm 0.470kg
				
SX-WM1713 盖板 1.2mm 0.137kg	SX-WM1714 工字 1.2mm 0.146kg	SX-WM1715 卡槽 1.2mm 0.095kg	SX-WM1716 铝板 0.95mm 0.065kg	SX-WM1717 卡槽 1.3mm 0.134kg
				
SX-WM1718 角铝 1.34mm 0.235kg	SX-WM1719 垫块 1.14mm 0.539kg	SX-WM1720 中挺 1.3mm 0.800kg	SX-WM1721 滑槽 1.27mm 0.138kg	SX-WM1722 垫块 0.9mm 0.121kg
				
SX-WM1723 压线 1.04mm 0.230kg	SX-WM1724 收口 1.09mm 0.197kg	SX-WM1725 压座 1.2mm 0.314kg	SX-WM1726 内开扇 1.3mm 0.633kg	SX-WM1798 转角 0.8mm 0.213kg

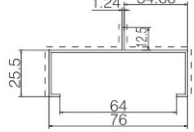
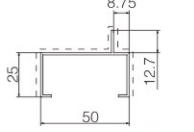

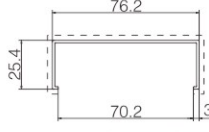




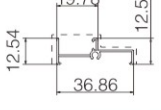

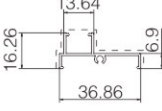

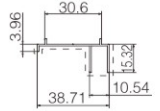
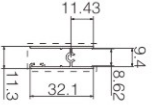
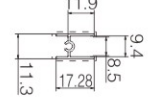
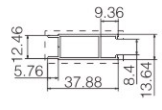
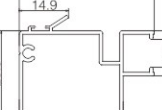
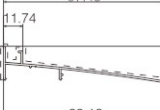
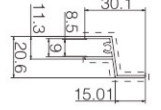
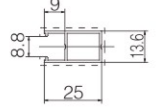

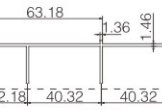
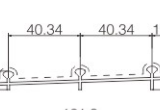
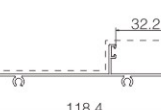

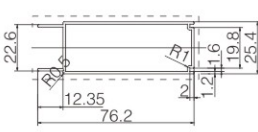
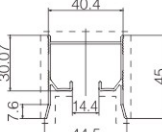
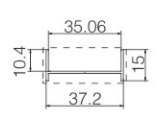
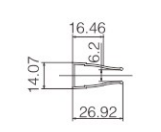
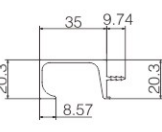
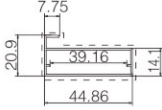
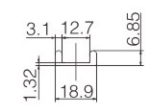
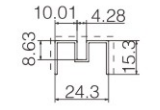

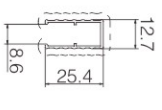
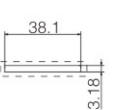
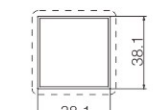
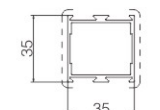
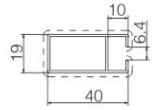

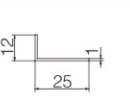


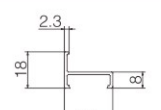
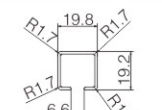
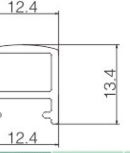
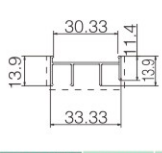
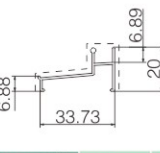
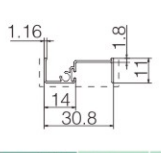
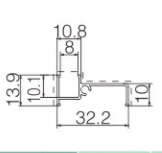
理论重量仅供参考

				
SX-WM1813 边框 1.0mm 0.282kg	SX-WM1814 边框 1.07mm 0.346kg	SX-WM1815 内开扇 1.06mm 0.459kg	SX-WM1816 中挺 1.1mm 0.552kg	SX-WM1817 压线 1.0mm 0.168kg
				
SX-WM1818 压座 1.1mm 0.254kg	SX-WM1819 压线 0.95mm 0.162kg	SX-WM1820 滑槽 2.0mm 1.230kg	SX-WM1821 边封 1.2mm 0.407kg	SX-WM1822 铝板 1.2mm 0.423kg
				
SX-WM1839 边封 1.0mm 0.300kg	SX-WM1840 上滑 1.0mm 0.319kg	SX-WM1841 下方 1.0mm 0.326kg	SX-WM1842 上方 1.0mm 0.200kg	SX-WM1843 下滑 1.05mm 0.360kg
				
SX-WM1844 角铝 0.8mm 0.045kg	SX-WM1846 勾企 1.0mm 0.268kg	SX-WM1863 下滑 1.26mm 0.575kg	SX-WM1864 上滑 1.2mm 0.549kg	SX-WM1865 边封 1.15mm 0.584kg
				
SX-WM1866 上方 1.2mm 0.469kg	SX-WM1867 下方 1.3mm 0.674kg	SX-WM1868 光企 1.2mm 0.537kg	SX-WM1869 勾企 1.15mm 0.537kg	SX-WM1870 光企 1.1mm 0.371kg
				
SX-WM1876 下滑 1.0mm 0.923kg	SX-WM1877 角铝 1.2mm 0.094kg	SX-WM1878 角铝 1.0mm 0.106kg	SX-WM1879 卡槽 1.0mm 0.231kg	SX-WM1880 上方 1.1mm 0.287kg
				
SX-WM1881 下方 1.1mm 0.323kg	SX-WM1882 光企 1.1mm 0.267kg	SX-WM1883 压座 1.1mm 0.230kg	SX-WM1884 槽铝 0.85mm 0.084kg	SX-WM1885 边框 1.5mm 0.470kg
				
SX-WM1886 下方 1.1mm 0.376kg	SX-WM1887 角铝 3.2mm 0.631kg	SX-WM1889 T形材 1.2mm 0.126kg	SX-WM1890 插板 1.16mm 0.458kg	SX-WM1895 转角 1.3mm 0.813kg
				
SX-WM1800 转角 0.8mm 0.239kg	SX-WM1802 方管 0.95mm 0.383kg	SX-WM1803 角铝 0.75mm 0.068kg	SX-WM1804 转角 0.8mm 0.187kg	SX-WM1807 方管 0.82mm 0.455kg
				
SX-WM1808 边框 1.16mm 0.453kg	SX-WM1809 百叶 0.97mm 0.211kg	SX-WM1810 中挺 1.15mm 0.712kg	SX-WM1811 中挺 1.15mm 0.892kg	SX-WM1812 边框 1.0mm 0.515kg

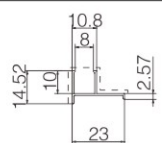
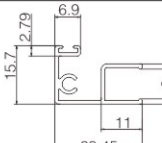
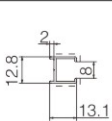
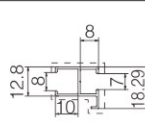
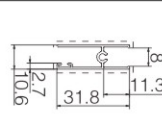
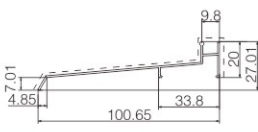
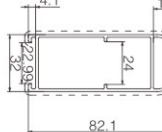
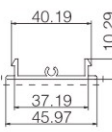
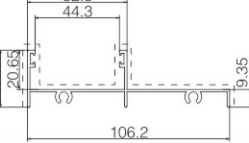
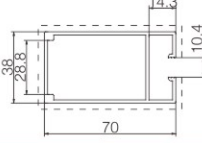
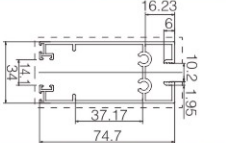
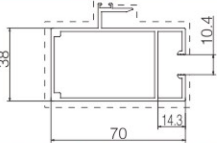

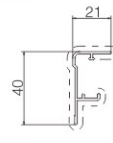
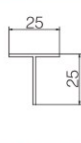
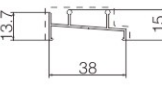

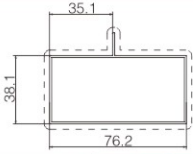
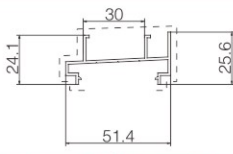
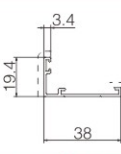
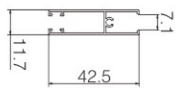
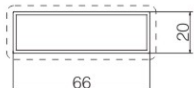
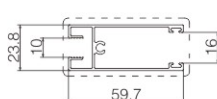

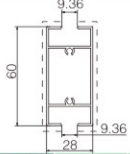
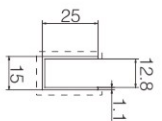
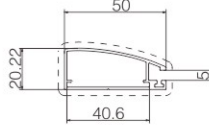
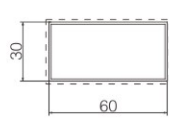
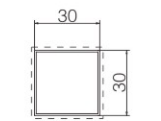
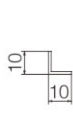
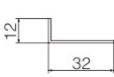
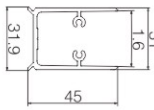

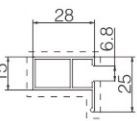

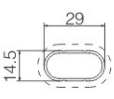
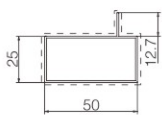

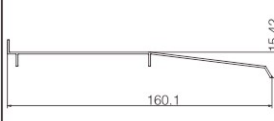
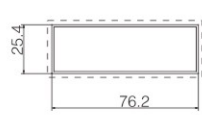
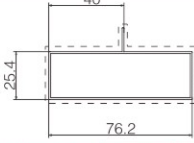
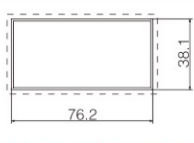

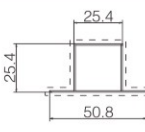
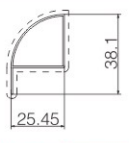

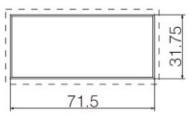
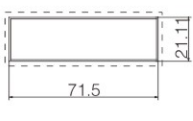
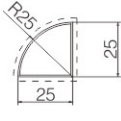
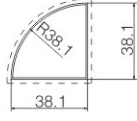
理论重量仅供参考

				
SX-WM1896. 卡槽 1.13mm 0.128kg	SX-WM1897. 角铝 2.76mm 0.458kg	SX-WM1898. 百叶 1.5mm 0.300kg	SX-WM1912. 方管 1.57mm 1.219kg	SX-WM1913. 方管 1.2mm 0.728kg
				
SX-WM1915. 角铝 3.1mm 0.400kg	SX-WM1916. 角铝 3.14mm 0.297kg	SX-WM1946. 圆管 1.25mm 0.257kg	SX-WM1947. 中横 1.1mm 0.765kg	SX-WM1948. 压线 1.0mm 0.095kg
				
SX-WM1949. 压板 1.3mm 0.181kg	SX-WM1951. 槽铝 1.17mm 0.088kg	SX-WM1952. 下滑 1.0mm 0.229kg	SX-WM1953. 上滑 1.0mm 0.266kg	SX-WM1954. 百叶 1.4mm 0.407kg
				
SX-WM1955. 槽铝 1.2mm 0.171kg	SX-WM1956. 压线 1.2mm 0.113kg	SX-WM1957. 边封 1.0mm 0.275kg	SX-WM1960. 勾企 1.0mm 0.284kg	SX-WM1962. 角铝 2.25mm 0.296kg
				
SX-WM1963. 角铝 2.9mm 0.574kg	SX-WM1964. 上下方 1.0mm 0.328kg	SX-WM1965. 上滑 1.0mm 0.455kg	SX-WM1966. 下滑 1.0mm 0.402kg	SX-WM1967. 边封 1.0mm 0.361kg
				
SX-WM1968. 光企 1.0mm 0.366kg	SX-WM1969. 勾企 1.0mm 0.372kg	SX-WM1970. 百叶 1.14mm 0.249kg	SX-WM1971. 中横 1.17mm 0.576kg	SX-WM1972. 角铝 0.75mm 0.196kg
				
SX-WM1974. 中框 1.1mm 0.658kg	SX-WM1975. 压线 1.0mm 0.186kg	SX-WM1976. 上下方 1.3mm 0.638kg	SX-WM1977. 光企 1.27mm 0.567kg	SX-WM1978. 勾企 1.27mm 0.507kg
				
SX-WM1979. 边框 1.0mm 0.254kg	SX-WM1983. 边框 1.2mm 0.450kg	SX-WM1984. 中框 1.16mm 0.529kg	SX-WM1985. 门扇 1.16mm 0.726kg	SX-WM1986. 中横 1.01mm 0.607kg
				
SX-WM1987. 压线 0.88mm 0.116kg	SX-WM1988. 转角 1.5mm 0.798kg	SX-WM2001. 方管 1.4mm 0.889kg	SX-WM2002. 盖板 1.0mm 0.081kg	SX-WM2003. 勾企 1.1mm 0.495kg
				
SX-WM1982. 勾企 1.0mm 0.439kg	SX-WM2039. 边框 1.1mm 0.335kg	SX-WM2040. 边框 1.4mm 0.521kg	SX-WM2041. 边封 1.3mm 0.559kg	SX-WM2042. 勾企 1.2mm 0.402kg

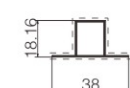
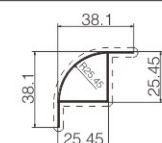
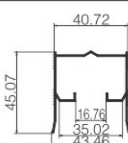
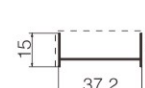
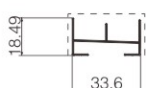
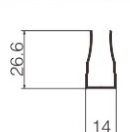
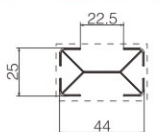
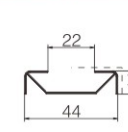
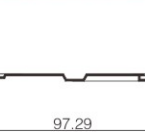
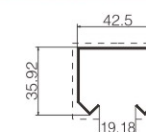

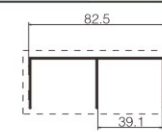
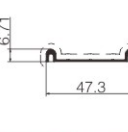
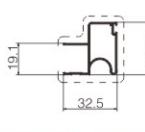
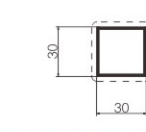
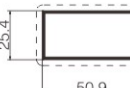



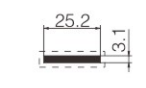
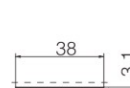
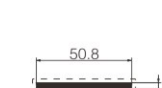
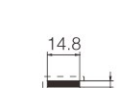
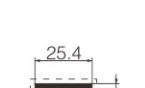
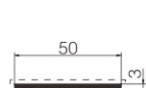
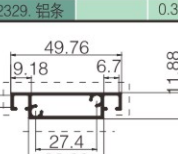
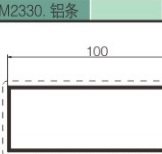
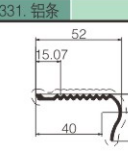
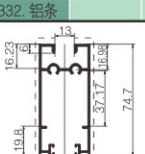

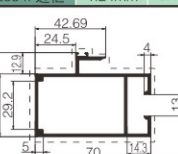
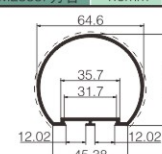
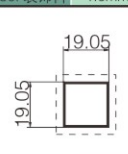
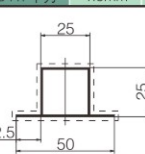
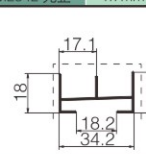
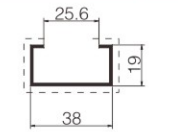
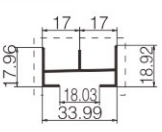
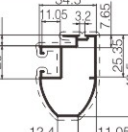
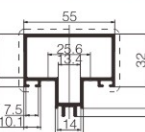
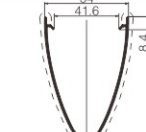
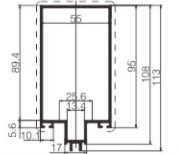
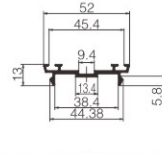
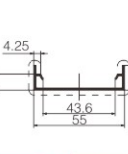
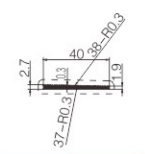
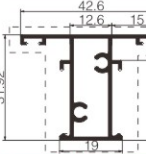
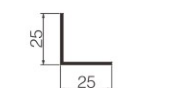
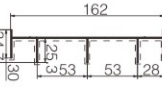

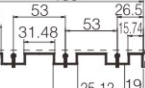

理论重量仅供参考

				
SX-WM2065 边框 1.26mm 0.499kg	SX-WM2066 边框 1.25mm 0.405kg	SX-WM2067 圆管 0.85mm 0.086kg	SX-WM2068 边框 1.3mm 0.450kg	SX-WM2069 圆管 0.85mm 0.102kg
				
SX-WM2070 圆管 1.0mm 0.154kg	SX-WM2071 圆管 0.9mm 0.163kg	SX-WM2072 圆管 0.75mm 0.155kg	SX-WM2074 边封 0.88mm 0.173kg	SX-WM2075 勾企 1.08mm 0.244kg
				
SX-WM2076 边封 0.98mm 0.217kg	SX-WM2077 下滑 1.04mm 0.225kg	SX-WM2078 上滑 0.98mm 0.202kg	SX-WM2079 下方 0.95mm 0.220kg	SX-WM2080 上方 0.95mm 0.129kg
				
SX-WM2081 光企 1.08mm 0.296kg	SX-WM2082 勾企 1.08mm 0.458kg	SX-WM2083 下滑 1.12mm 0.430kg	SX-WM2084 卡槽 1.15mm 0.213kg	SX-WM2085 光企 0.95mm 0.194kg
				
SX-WM2087 转角 0.85mm 0.306kg	SX-WM2086 上滑 1.36mm 0.878kg	SX-WM2087 下滑 1.48mm 0.781kg	SX-WM2088 边封 1.15mm 0.681kg	SX-WM2089 方管 1.5mm 0.905kg
				
SX-WM2091 光企 1.2mm 0.656kg	SX-WM2092 边企 1.1mm 0.491kg	SX-WM2093 连接 1.07mm 0.188kg	SX-WM2094 卡槽 0.99mm 0.181kg	SX-WM2095 把手 1.5mm 0.492kg
				
SX-WM2096 边框 0.86mm 0.311kg	SX-WM2097 滑轨 1.32mm 0.155kg	SX-WM2098 边框 0.98mm 0.186kg	SX-WM2099 中横 1.42mm 0.397kg	SX-WM2103 卡槽 0.88mm 0.179kg
				
SX-WM2104 铝板 3.18mm 0.328kg	SX-WM2105 方管 1.1mm 0.441kg	SX-WM2106 中横 1.26mm 0.614kg	SX-WM2107 光企 1.1mm 0.368kg	SX-WM2108 勾企 0.95mm 0.218kg
				
SX-WM2120 角码 1.0mm 0.098kg	SX-WM2121 角码 1.3mm 0.221kg	SX-WM2122 角码 3.3mm 0.652kg	SX-WM2123 边框 1.3mm 0.178kg	SX-WM2124 槽铝 1.3mm 0.226kg
				
SX-WM2125 装饰件 1.2mm 0.131kg	SX-WM2130 上滑 0.9mm 0.192kg	SX-WM2131 下滑 1.0mm 0.202kg	SX-WM2132 边封 0.8mm 0.153kg	SX-WM2133 边封 0.9mm 0.175kg

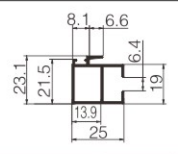
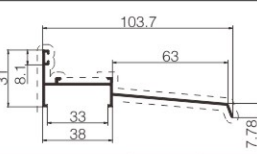
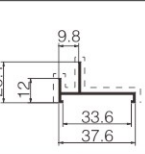
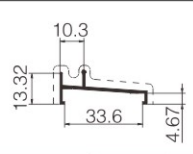
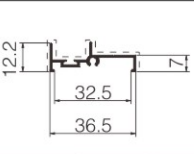

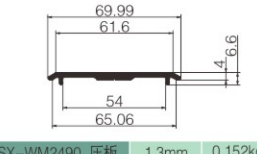
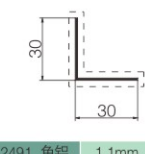
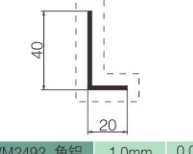
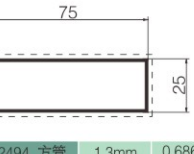
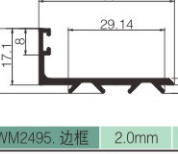
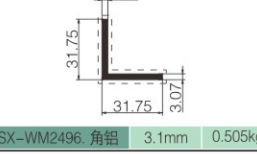
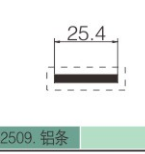
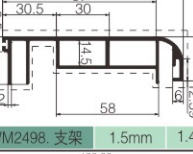
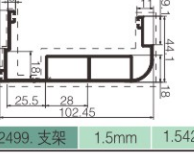
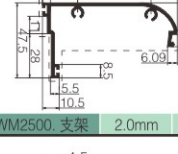
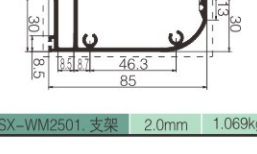

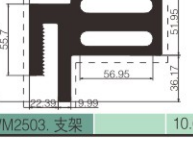


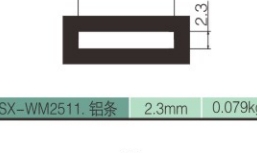

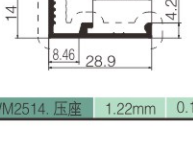
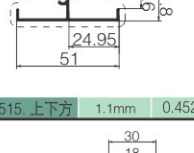
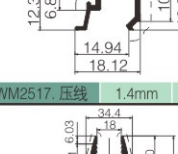



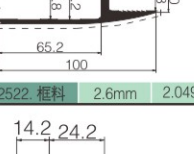



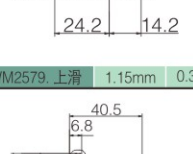
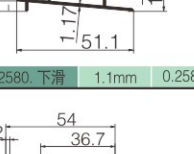

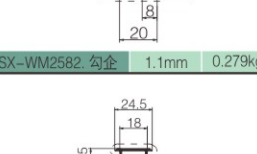




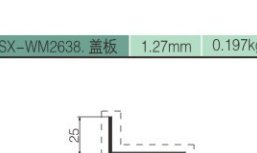
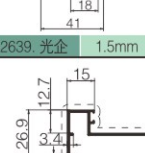
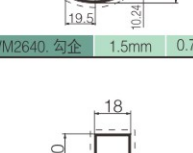
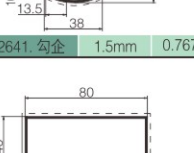


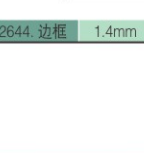
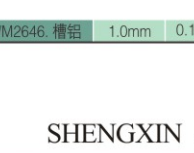

理论重量仅供参考

				
SX-WM2134. 边封 0.85mm 0.113kg	SX-WM2135. 勾企 1.0mm 0.208kg	SX-WM2136. 上方 0.9mm 0.104kg	SX-WM2137. 中横 0.9mm 0.160kg	SX-WM2138. 下方 0.9mm 0.208kg
				
SX-WM2139. 下滑 1.0mm 0.392kg	SX-WM2173. 门扇 1.5mm 1.001kg	SX-WM2175. 盖板 1.78mm 0.346kg	SX-WM2180. 边封 1.3mm 0.801kg	SX-WM2181. 勾企 1.7mm 1.146kg
				
SX-WM2182. 下方 1.5mm 1.094kg	SX-WM2183. 勾企 1.7mm 1.295kg	SX-WM2184. 中横 1.0mm 0.316kg	SX-WM2186. 盖板 1.25mm 0.281kg	SX-WM2187. T 型材 1.35mm 0.178kg
				
SX-WM2197. 下滑 1.0mm 0.210kg	SX-WM2198. 上滑 1.0mm 0.230kg	SX-WM2199. 固定 1.15mm 0.738kg	SX-WM2200. 下滑 1.3mm 0.437kg	SX-WM2201. 压座 1.1mm 0.222kg
				
SX-WM2202. 上下方 0.9mm 0.278kg	SX-WM2203. 方管 0.9mm 0.675kg	SX-WM2204. 下方 1.1mm 0.597kg	SX-WM2205. 角铝 3.18mm 0.628kg	SX-WM2206. 中横 1.26mm 0.742kg
				
SX-WM2207. 槽铝 1.1mm 0.187kg	SX-WM2208. 边框 1.2mm 0.481kg	SX-WM2209. 方管 1.1mm 0.523kg	SX-WM2211. 方管 0.8mm 0.253kg	SX-WM2214. 角铝 1.2mm 0.061kg
				
SX-WM2215. 角铝 1.2mm 0.139kg	SX-WM2227. 连接件 1.9mm 0.725kg	SX-WM2228. 方管 1.12mm 0.449kg	SX-WM2229. 光企 1.1mm 0.293kg	SX-WM2230. 角铝 0.7mm 0.044kg
				
SX-WM2231. 腰管 1.2mm 0.226kg	SX-WM2232. 边框 1.0mm 0.432kg	SX-WM2233. 边框 1.0mm 0.331kg	SX-WM2234. 底板 1.1mm 0.702kg	SX-WM2235. 方管 1.1mm 0.595kg
				
SX-WM2236. 边框 1.0mm 0.576kg	SX-WM2237. 方管 1.1mm 0.671kg	SX-WM2238. 边框 0.8mm 0.163kg	SX-WM2239. 边框 0.8mm 0.269kg	SX-WM2240. 转角 0.8mm 0.219kg
				
SX-WM2241. 槽铝 0.8mm 0.071kg	SX-WM2242. 方管 0.8mm 0.442kg	SX-WM2243. 方管 0.8mm 0.396kg	SX-WM2244. 转角 0.8mm 0.188kg	SX-WM2245. 转角 0.8mm 0.289kg

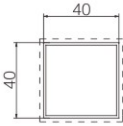







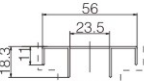
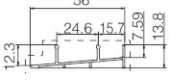
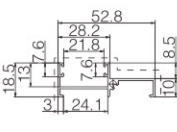
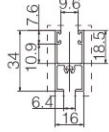
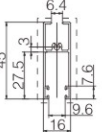
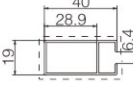
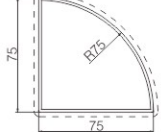




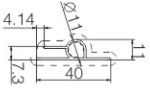

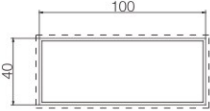

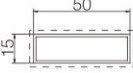

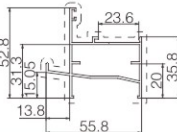
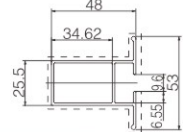
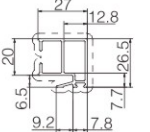
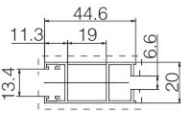

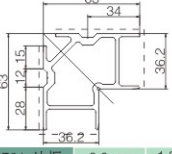
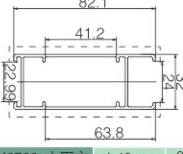
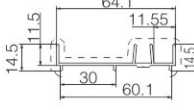

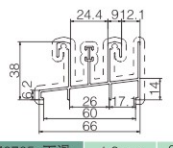
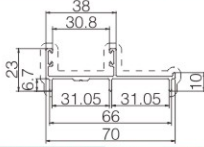
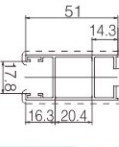
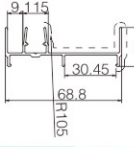
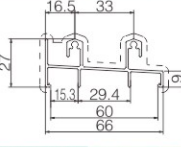
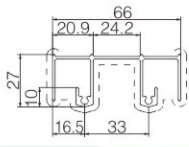
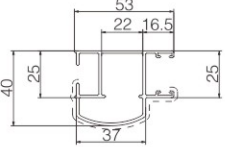
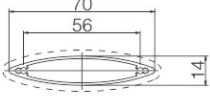
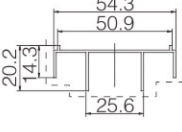
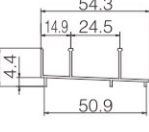
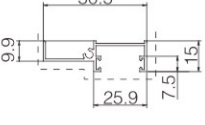
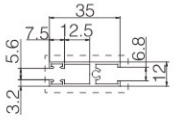
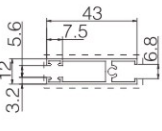

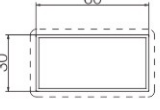
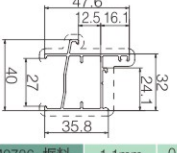
理论重量仅供参考

				
SX-WM2246 边框 0.8mm 0.187kg	SX-WM2247 转角 0.8mm 0.246kg	SX-WM2248 卡槽 1.05mm 0.477kg	SX-WM2249 收口 0.8mm 0.143kg	SX-WM2250 下滑 0.8mm 0.197kg
				
SX-WM2251 卡槽 0.8mm 0.143kg	SX-WM2252 边框 0.8mm 0.336kg	SX-WM2253 边框 0.8mm 0.194kg	SX-WM2254 拼板 1.0mm 0.289kg	SX-WM2255 滑槽 1.1mm 0.385kg
				
SX-WM2256 槽铝 0.8mm 0.079kg	SX-WM2257 上滑 1.17mm 0.609kg	SX-WM2258 下滑 1.05mm 0.226kg	SX-WM2259 光企 1.1mm 0.405kg	SX-WM2260 方管 1.5mm 0.463kg
				
SX-WM2261 方管 1.4mm 0.558kg	SX-WM2324 铝棒	SX-WM2325 铝棒	SX-WM2327 圆管 0.9mm 0.054kg	SX-WM2328 铝条
				
SX-WM2329 铝条	SX-WM2330 铝条	SX-WM2331 铝条	SX-WM2332 铝条	SX-WM2333 铝条
				
SX-WM2334 边框 1.24mm 0.454kg	SX-WM2335 方管 1.8mm 1.331kg	SX-WM2336 装饰料 1.6mm 0.396kg	SX-WM2341 下方 1.5mm 1.083kg	SX-WM2342 光企 1.7mm 1.134kg
				
SX-WM2343 勾企 1.7mm 1.283kg	SX-WM2344 扶手 1.8mm 0.991kg	SX-WM2352 方管 0.8mm 0.158kg	SX-WM2353 边框 0.9mm 0.296kg	SX-WM2354 边框 0.98mm 0.246kg
				
SX-WM2365 槽铝 1.3mm 0.293kg	SX-WM2366 边封 0.94mm 0.233kg	SX-WM2368 勾企 1.15mm 0.574kg	SX-WM2369 立柱 1.8mm 1.089kg	SX-WM2370 装饰盖 1.6mm 0.783kg
				
SX-WM2371 立柱 1.8mm 1.704kg	SX-WM2372 盖板 2.0mm 0.429kg	SX-WM2373 压板 1.3mm 0.322kg	SX-WM2419 铝条	SX-WM2420 中挺 1.0mm 0.459kg
				
SX-WM2453 25角铝(共用) 1.3mm 0.172kg	SX-WM2462 上滑 1.5mm 1.218kg	SX-WM2463 边封 1.4mm 1.034kg	SX-WM2464 下滑 1.8mm 1.609kg	SX-WM2465 角铝 1.6mm 0.323kg

理论重量仅供参考

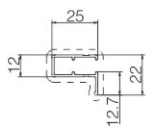
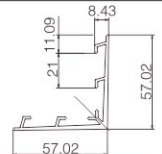
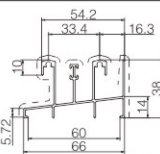
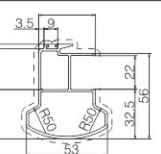
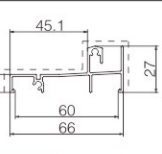
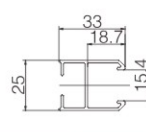
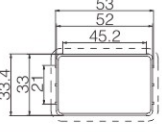

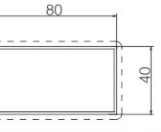
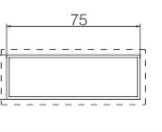
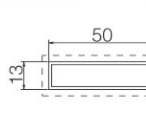
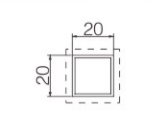
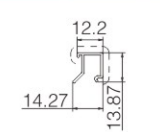
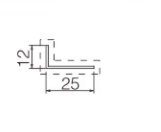
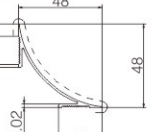
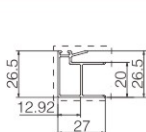
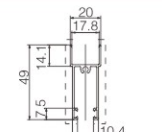
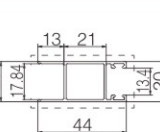
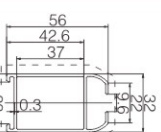
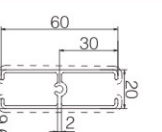
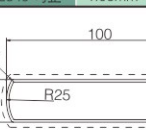
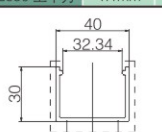
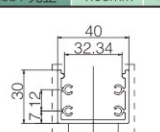
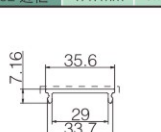
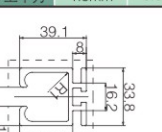


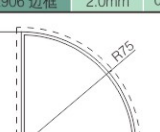

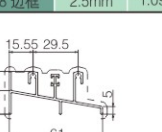
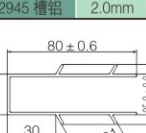
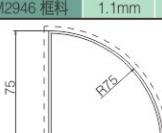

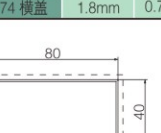
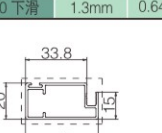
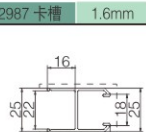
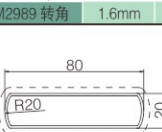
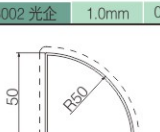
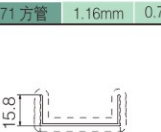
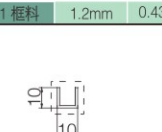
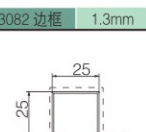

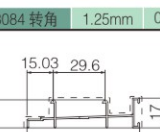
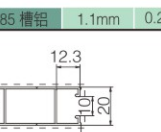
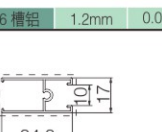

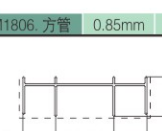

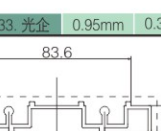
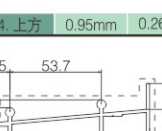
				
SX-WM2466, 勾企 1.1mm 0.33kg	SX-WM2481, 边封 1.14mm 0.522kg	SX-WM2482, 上滑 1.0mm 0.189kg	SX-WM2483, 下滑 1.0mm 0.198kg	SX-WM2484, 边封 0.95mm 0.197kg
				
SX-WM2489, 内开扇 1.0mm 0.398kg	SX-WM2490, 压板 1.3mm 0.152kg	SX-WM2491, 角铝 1.1mm 0.176kg	SX-WM2492, 角铝 1.0mm 0.079kg	SX-WM2494, 方管 1.3mm 0.686kg
				
SX-WM2495, 边框 2.0mm 0.325kg	SX-WM2496, 角铝 3.1mm 0.505kg	SX-WM2509, 铝条 0.219kg	SX-WM2498, 支架 1.5mm 1.455kg	SX-WM2499, 支架 1.5mm 1.542kg
				
SX-WM2500, 支架 2.0mm 1.052kg	SX-WM2501, 支架 2.0mm 1.069kg	SX-WM2502, 框料 4.005kg	SX-WM2503, 支架 10.636kg	SX-WM2504, 边框 1.5mm 0.453kg
				
SX-WM2505, 边框 1.5mm 0.655kg	SX-WM2511, 铝条 2.3mm 0.079kg	SX-WM2512, 内开扇 1.4mm 0.668kg	SX-WM2514, 压座 1.22mm 0.185kg	SX-WM2515, 上下方 1.1mm 0.452kg
				
SX-WM2517, 压线 1.4mm 0.159kg	SX-WM2519, 底板 1.2mm 0.299kg	SX-WM2520, 圆管 1.0mm 0.102kg	SX-WM2521, 槽铝 1.15mm 0.224kg	SX-WM2522, 框料 2.6mm 2.049kg
				
SX-WM2523, 框料 2.5mm 1.741kg	SX-WM2510, 拼板 1.05mm 0.306kg	SX-WM2524, 滑槽 1.2mm 0.23kg	SX-WM2579, 上滑 1.15mm 0.321kg	SX-WM2580, 下滑 1.1mm 0.258kg
				
SX-WM2581, 边封 1.1mm 0.298kg	SX-WM2582, 勾企 1.1mm 0.279kg	SX-WM2616, 槽铝 1.0mm 0.144kg	SX-WM2617, 边框 1.5mm 0.468kg	SX-WM2636, 边框 1.3mm 0.537kg
				
SX-WM2637, 方管 1.08mm 0.543kg	SX-WM2638, 盖板 1.27mm 0.197kg	SX-WM2639, 光企 1.5mm 0.809kg	SX-WM2640, 勾企 1.5mm 0.729kg	SX-WM2641, 勾企 1.5mm 0.767kg
				
SX-WM2642, 光企 1.3mm 0.744kg	SX-WM2643, 角铝 1.81mm 0.359kg	SX-WM2644, 边框 1.4mm 0.509kg	SX-WM2646, 槽铝 1.0mm 0.152kg	SX-WM2729, 方管 1.3mm 0.827kg

理论重量仅供参考

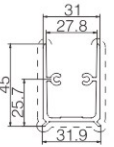
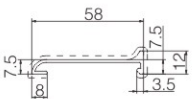
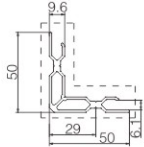

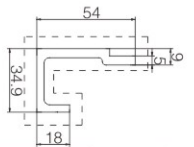
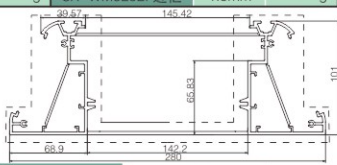
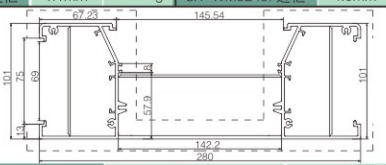
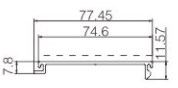


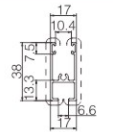

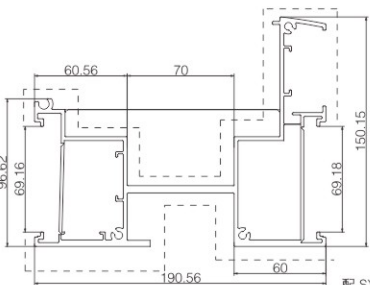
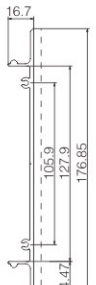
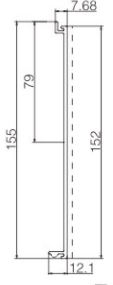
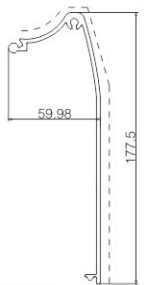

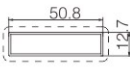


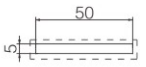

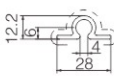

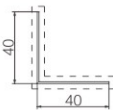
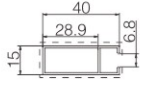
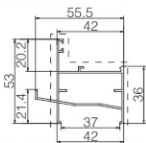
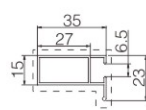

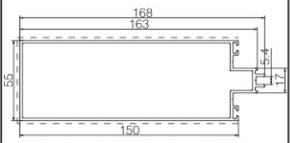

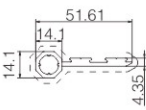
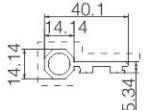
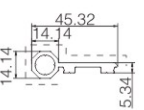
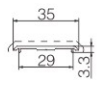

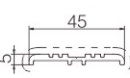
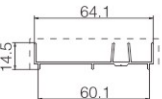
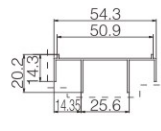
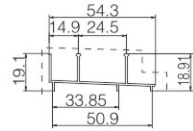
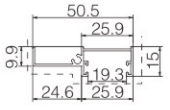
				
SX-WM2730. 方管 1.3mm 0.545kg	SX-WM2731. 圆管 1.0mm 0.127kg	SX-WM2732. 圆管 1.0mm 0.208kg	SX-WM2733. 圆管 1.0mm 0.181kg	SX-WM2734. 角铝 1.1mm 0.086kg
				
SX-WM2735. 角铝 1.1mm 0.086kg	SX-WM2736. 角铝 1.5mm 0.319kg	SX-WM2737. 角铝 1.4mm 0.222kg	SX-WM2738. 上滑 1.1mm 0.327kg	SX-WM2739. 下滑 1.1mm 0.307kg
				
SX-WM2740. 边封 1.1mm 0.348kg	SX-WM2741. 上下方 1.1mm 0.327kg	SX-WM2742. 上下方 1.1mm 0.392kg	SX-WM2743. 光企 1.1mm 0.368kg	SX-WM2745. 转角 1.8mm 1.273kg
				
SX-WM2746. 卡槽 1.0mm 0.139kg	SX-WM2747. L形铝 1.4mm 0.103kg	SX-WM2748. 卡槽 1.3mm 0.153kg	SX-WM2749. 装饰料 1.15mm 0.231kg	SX-WM2750. 装饰料 1.15mm 0.247kg
				
SX-WM2751. 圆管 2.78mm 0.687kg	SX-WM2752. 方管 1.6mm 1.186kg	SX-WM2753. 方管 1.3mm 0.51kg	SX-WM2754. 方管 1.3mm 0.44kg	SX-WM2755. 压线 1.3mm 0.228kg
				
SX-WM2756. 边框 1.3mm 0.732kg	SX-WM2757. 边框 1.38mm 0.696kg	SX-WM2758. 勾企 1.2mm 0.402kg	SX-WM2759. 光企 1.2mm 0.48kg	SX-WM2760. 边框 1.3mm 0.22kg
				
SX-WM2761. 边框 2.0mm 1.883kg	SX-WM2762. 上下方 1.48mm 0.988kg	SX-WM2763. 边封 1.3mm 0.415kg	SX-WM2764. 角铝 1.5mm 0.4kg	SX-WM2765. 下滑 1.3mm 0.923kg
				
SX-WM2766. 边封 1.3mm 0.485kg	SX-WM2767. 光企 1.3mm 0.602kg	SX-WM2770. 边封 1.3mm 0.546kg	SX-WM2771. 下滑 1.3mm 0.696kg	SX-WM2772. 上滑 1.3mm 0.733kg
				
SX-WM2773. 勾企 1.5mm 0.809kg	SX-WM2777. 框料 1.2mm 0.501kg	SX-WM2778. 上滑 1.1mm 0.343kg	SX-WM2779. 下滑 1.1mm 0.323kg	SX-WM2780. 边封 1.1mm 0.324kg
				
SX-WM2781. 上下方 1.1mm 0.33kg	SX-WM2782. 上下方 1.1mm 0.378kg	SX-WM2783. 勾企 1.1mm 0.302kg	SX-WM2784. 方管 1.5mm 0.707kg	SX-WM2786. 框料 1.1mm 0.532kg

37

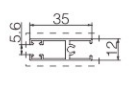
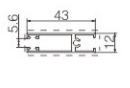
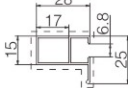
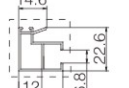


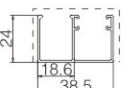
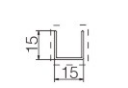
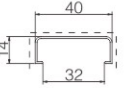
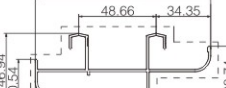
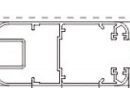

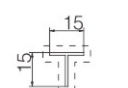
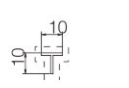


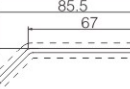
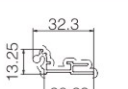

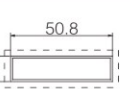
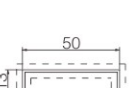

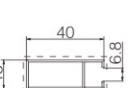

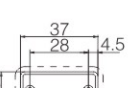

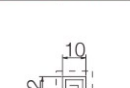

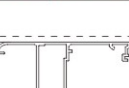

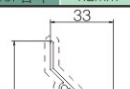

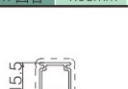

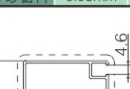
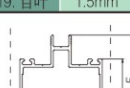






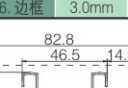






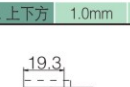
理论重量仅供参考

				
SX-WM2787 边框 1.2mm 0.24kg	SX-WM2788 边框 1.5mm 0.891kg	SX-WM2789 下滑 1.1mm 0.821kg	SX-WM2820 勾企 1.5mm 1.025kg	SX-WM2838 下滑 1.3mm 0.598kg
				
SX-WM2839 上下方 1.3mm 0.389kg	SX-WM2840 管件 1.0mm 0.46kg	SX-WM2841 圆管 1.27mm 0.536kg	SX-WM2842 方管 1.5mm 0.951kg	SX-WM2843 方管 1.5mm 0.789kg
				
SX-WM2844 方管 1.4mm 0.457kg	SX-WM2845 方管 1.3mm 0.264kg	SX-WM2846 压线 1.1mm 0.129kg	SX-WM2847 角铝 1.2mm 0.116kg	SX-WM2848 装饰料 1.2mm 0.362kg
				
SX-WM2849 勾企 1.08mm 0.335kg	SX-WM2850 上下方 1.1mm 0.417kg	SX-WM2851 光企 1.08mm 0.395kg	SX-WM2852 边框 1.47mm 0.743kg	SX-WM2853 上下方 1.5mm 0.66kg
				
SX-WM2904 管件 1.47mm 0.932kg	SX-WM2905 边框 2.0mm 0.541kg	SX-WM2906 边框 2.0mm 0.691kg	SX-WM2907 盖板 2.0mm 0.246kg	SX-WM2908 边框 2.5mm 1.092kg
				
SX-WM2945 槽铝 2.0mm 0.273kg	SX-WM2946 框料 1.1mm 0.551kg	SX-WM2947 转角 2.0mm 1.41kg	SX-WM2174 横盖 1.8mm 0.737kg	SX-WM2980 下滑 1.3mm 0.642kg
				
SX-WM2987 卡槽 1.6mm 0.904kg	SX-WM2989 转角 1.6mm 1.135kg	SX-WM3002 光企 1.0mm 0.405kg	SX-WM3071 方管 1.16mm 0.740kg	SX-WM3081 框料 1.2mm 0.430kg
				
SX-WM3082 边框 1.3mm 0.379kg	SX-WM3083 管件 1.38mm 0.697kg	SX-WM3084 转角 1.25mm 0.588kg	SX-WM3085 槽铝 1.1mm 0.205kg	SX-WM3086 槽铝 1.2mm 0.09kg
				
SX-WM1799 转角 0.9mm 0.266kg	SX-WM1806 方管 0.85mm 0.416kg	SX-WM1832 下滑 0.95mm 0.326kg	SX-WM1833 光企 0.95mm 0.350kg	SX-WM1834 上方 0.95mm 0.260kg
				
SX-WM1835 勾企 0.95mm 0.372kg	SX-WM1836 上滑 0.95mm 0.350kg	SX-WM2177 上滑 1.5mm 0.910kg	SX-WM2178 下滑 2.0mm 1.236kg	SX-WM2179 下滑 2.0mm 0.981kg

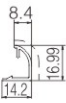
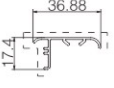


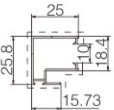
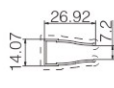
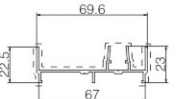

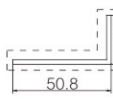
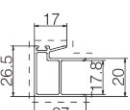
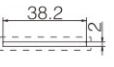
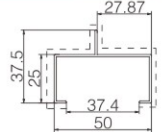
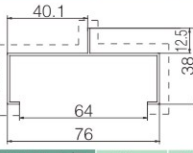
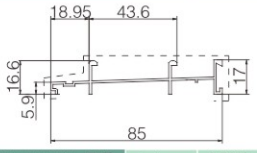
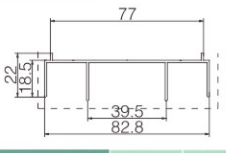
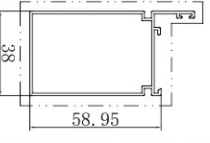
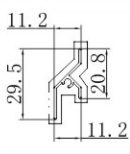
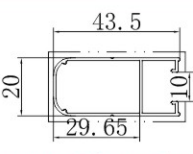
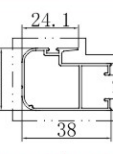
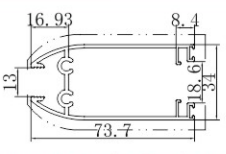

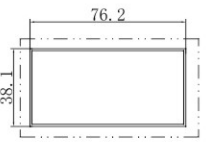
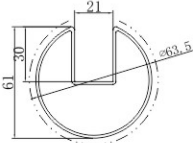
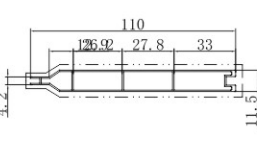
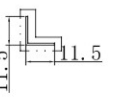
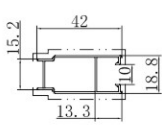
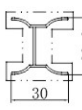
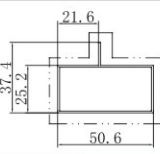
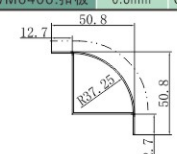
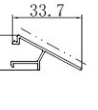
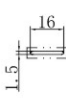
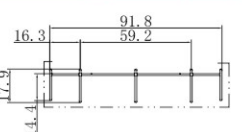
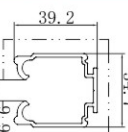
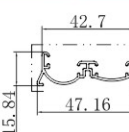
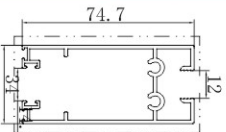
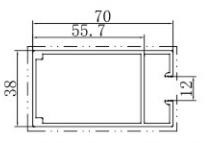
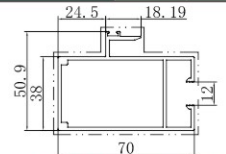
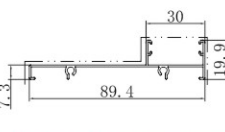
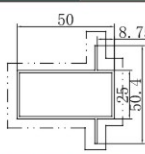
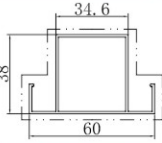
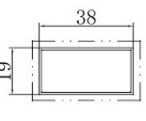
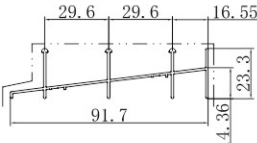
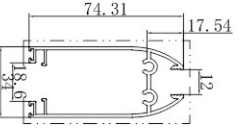
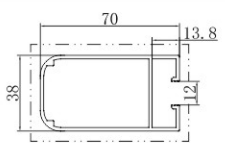
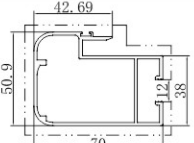
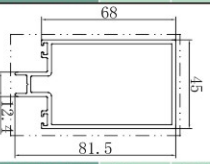
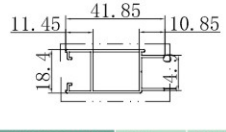
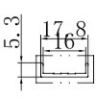
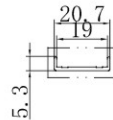
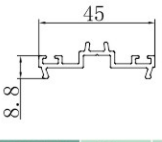
理论重量仅供参考

				
SX-WM3251 边框 2.1mm 0.776kg	SX-WM3252 边框 1.5mm 0.357kg	SX-WM3266 角码 1.5mm 0.814kg	SX-WM3271 边框 1.1mm 0.167kg	SX-WM3243 边框 4.0mm 1.265kg
配 SX-WM3248 		配 SX-WM3248 SX-WM3250 		
SX-WM3244 支架 2.5mm 6.971kg		SX-WM3245 支架 2.5mm 7.487kg		
				
SX-WM3250 盖板 1.9mm 0.513kg	SX-WM3362 圆管 1.24mm 0.389kg	SX-WM3363 扁铝 2.0mm 0.081kg	SX-WM3364 上下方 1.3mm 0.406kg	SX-WM3365 槽槽 1.3mm 0.116kg
				
SX-WM3246 支架 2.5mm 6.454kg		SX-WM3247 盖板 2.5mm 1.458kg	SX-WM3248 盖板 2.1mm 0.991kg	SX-WM3249 装饰料 2.5mm 1.834kg
				
SX-WM3433 扣板 1.0mm 0.754kg	SX-WM3478 方管 1.1mm 0.365kg	SX-WM3479 槽铝 1.3mm 0.171kg	SX-WM3480 装饰料 1.2mm 0.169kg	SX-WM3475 扁铝 5.0mm 0.678kg
				
SX-WM3500 扁铝 3.18mm 0.137kg	SX-WM3690 边框 2.0mm 0.268kg	SX-WM3695 装饰料 3.0mm 0.279kg	SX-WM3708 角铝 1.0mm 0.214kg	SX-WM3709 光枪 1.1mm 0.332kg
				
SX-WM3710 框料 1.1mm 0.644kg	SX-WM3813 光枪 1.1mm 0.329kg	SX-WM3814 角铝 0.8mm 0.107kg	SX-WM3910 立柱 1.8mm 2.240kg	SX-WM3911 装饰料 1.14mm 0.123kg
				
SX-WM2413 支架 2.1mm 0.562kg	SX-WM2414 支架 2.3mm 0.482kg	SX-WM2415 支架 2.3mm 0.519kg	SX-WM4038 压板 1.3mm 0.150kg	SX-WM4039 扁铝 2.3mm 0.118kg
				
SX-WM4040 装饰料 1.56mm 0.335kg	SX-WM4047 边封 1.0mm 0.329kg	SX-WM4059 上滑 1.0mm 0.312kg	SX-WM4060 下滑 1.0mm 0.303kg	SX-WM4061 边封 1.0mm 0.299kg

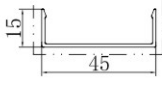
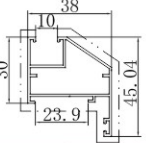
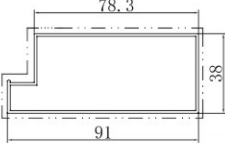
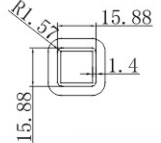
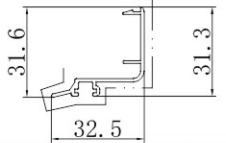
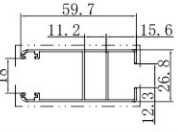
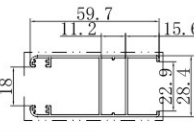
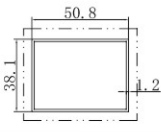
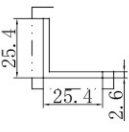
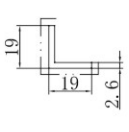
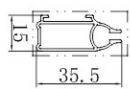
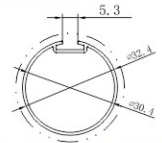
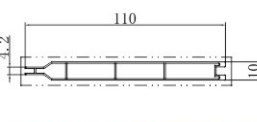
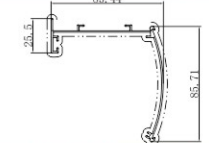
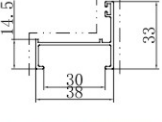
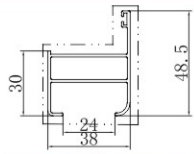
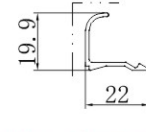
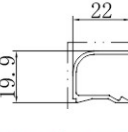
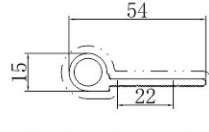
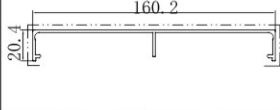
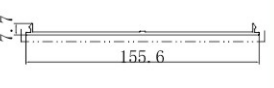
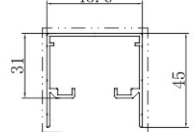
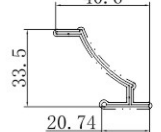
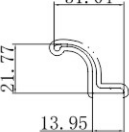
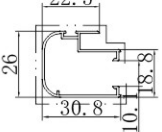
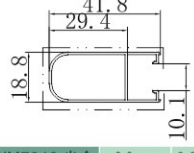
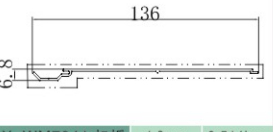
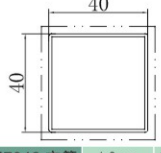
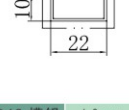
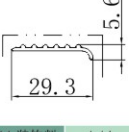
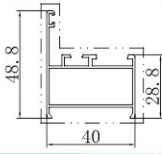
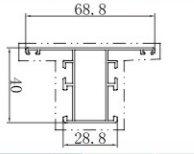
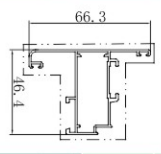
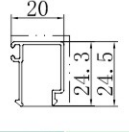
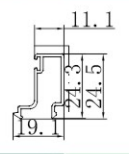


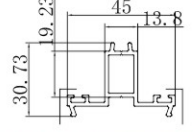
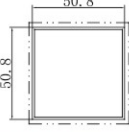
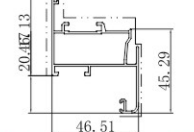
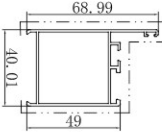
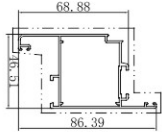
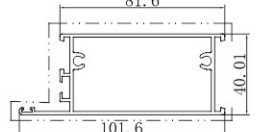
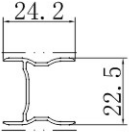
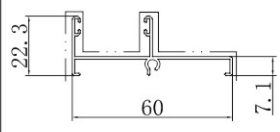
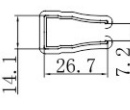
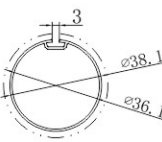
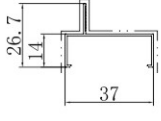
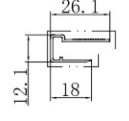
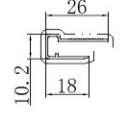
理论重量仅供参考

				
SX-WM4062 上下方 1.0mm 0.309kg	SX-WM4063 上下方 1.0mm 0.352kg	SX-WM4064 光企 1.0mm 0.269kg	SX-WM4066 勾企 1.0mm 0.280kg	SX-WM4073 边框 2.3mm 0.872kg
				
SX-WM4074 边框 1.0mm 0.281kg	SX-WM4075 边封 1.0mm 0.344kg	SX-WM4076 槽铝 0.98mm 0.114kg	SX-WM4077 边框 0.98mm 0.185kg	SX-WM4120 上滑 1.4mm 1.286kg
				
SX-WM4122 光企 1.4mm 1.351kg	SX-WM4123 勾企盖板 1.08mm 0.316kg	SX-WM4125 T形铝 1.2mm 0.094kg	SX-WM4126 T形铝 1.2mm 0.061kg	SX-WM4127 圆管 1.0mm 0.073kg
				
SX-WM4128 圆管 0.9mm 0.185kg	SX-WM4129 装饰料 2.6mm 0.998kg	SX-WM4130 装饰料 1.2mm 0.238kg	SX-WM4131 装饰料 1.2mm 0.217kg	SX-WM4132 方管 1.0mm 0.333kg
				
SX-WM4204 槽铝 1.3mm 0.259kg	SX-WM4205 角铝 1.27mm 0.083kg	SX-WM4304 光企 1.0mm 0.303kg	SX-WM4307 圆管 0.9mm 0.07kg	SX-WM4309 管件 1.2mm 0.398kg
				
SX-WM4310 百叶 1.2mm 0.609kg	SX-WM4350 槽铝 1.4mm 0.118kg	SX-WM4351 圆管 1.93mm 0.231kg	SX-WM3283 上下方 1.4mm 1.252kg	SX-WM3292 纱窗料 0.95mm 0.295kg
				
SX-WM4419 百叶 1.5mm 0.356kg	SX-WM4420 边框 1.2mm 0.267kg	SX-WM4421 卡槽 1.0mm 0.165kg	SX-WM4422 边框 1.18mm 0.295kg	SX-WM4423 边框 1.18mm 0.442kg
				
SX-WM4424 立柱 1.5mm 1.033kg	SX-WM4425 立柱 2.0mm 1.795kg	SX-WM4426 边框 3.0mm 1.062kg	SX-WM4427 装饰盖 1.5mm 1.067kg	SX-WM4428 装饰盖 1.3mm 0.301kg
				
SX-WM4429 压板 2.0mm 0.370kg	SX-WM4444 边框 1.38mm 0.630kg	SX-WM3277 下滑 0.95mm 0.761kg	SX-WM3278 勾企盖板 1.2mm 0.257kg	SX-WM3279 上下方 1.0mm 0.581kg
				
SX-WM3280 上下方 1.0mm 0.576kg	SX-WM3281 框料 1.1mm 0.366kg	SX-WM3286 插板 1.2mm 0.391kg	SX-WM3287 边框 1.0mm 0.529kg	SX-WM3288 压线 1.1mm 0.158kg

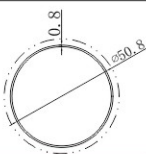
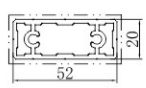
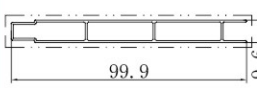
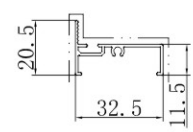
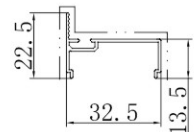
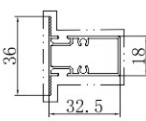
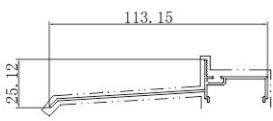
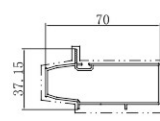
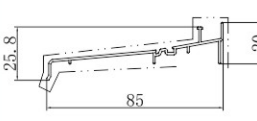
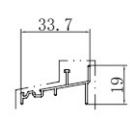
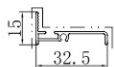
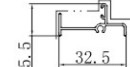
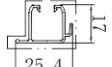
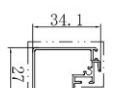
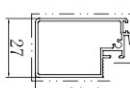
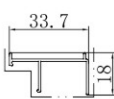
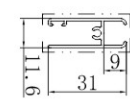
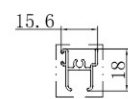
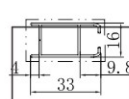
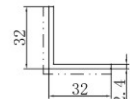
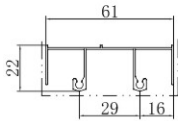
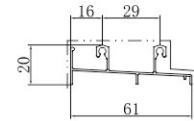
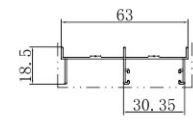
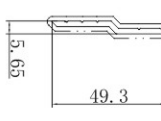
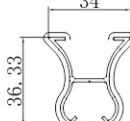

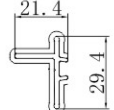
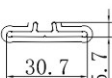
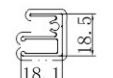
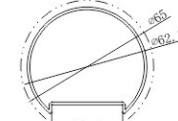
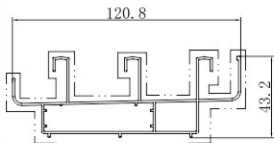
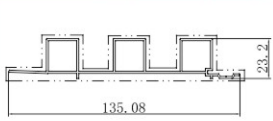
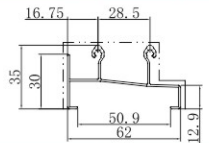
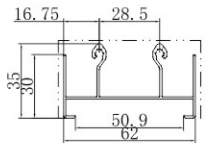
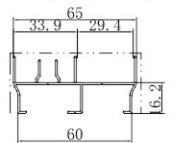
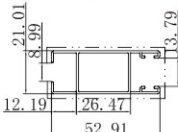
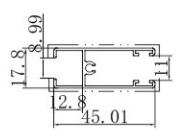
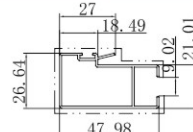
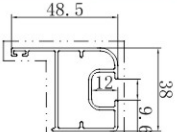
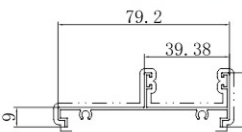
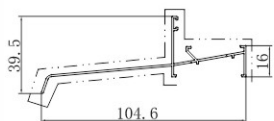
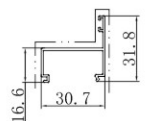
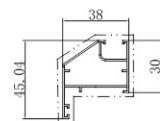
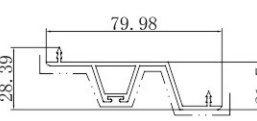
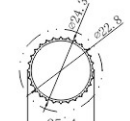
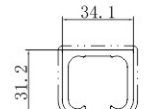
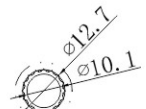
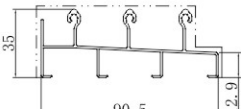
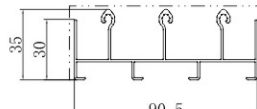
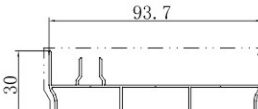
理论重量仅供参考

				
SX-WM3289.压线 1.2mm 0.129kg	SX-WM3290.盖板 1.1mm 0.218kg	SX-WM4445.角铝 0.9mm 0.042kg	SX-WM4446.角铝 1.0mm 0.068kg	SX-WM4610.勾企 0.9mm 0.243kg
				
SX-WM4627.边框 0.99mm 0.182kg	SX-WM4647.边封 1.3mm 0.570kg	SX-WM4648.装饰料 1.3mm 0.101kg	SX-WM4649.角铝 2.36mm 0.472kg	SX-WM4673.勾企 1.1mm 0.340kg
				
SX-WM4672.扁铝 2.0mm 0.207kg	SX-WM4929.边框 1.15mm 0.374kg	SX-WM4930.边框 1.15mm 0.458kg	SX-WM4931.下滑 1.1mm 0.502kg	SX-WM4932.上滑 1.1mm 0.507kg
				
SX-WM6303.边框 1.15mm 0.699kg	SX-WM6304.百叶 0.94mm 0.126kg	SX-WM6331.光企 0.95mm 0.336kg	SX-WM6332.勾企 0.9mm 0.377kg	SX-WM6349.上下方 1.5mm 0.982kg
				
SX-WM6313.方管 1.4mm 1.117kg	SX-WM6397.方管 1.0mm 0.609kg	SX-WM6399.管件 1.6mm 1.097kg	SX-WM6406.扣板 0.8mm 0.608kg	SX-WM6407.角铝 0.8mm 0.048kg
				
SX-WM6421.光企 0.9mm 0.309kg	SX-WM6458.边框 1.1mm 0.251kg	SX-WM6516.边框 1.0mm 0.433kg	SX-WM6536.转角 0.85mm 0.364kg	SX-WM6537.压线 1.0mm 0.179kg
				
SX-WM6558.扁铝 1.5mm 0.063kg	SX-WM6600.上滑 1.0mm 0.469kg	SX-WM6611.卡槽 1.7mm 0.692kg	SX-WM6564.边框 1.0mm 0.303kg	SX-WM6664.上下方 1.5mm 1.087kg
				
SX-WM6665.光企 1.7mm 1.135kg	SX-WM6666.勾企 1.7mm 1.284kg	SX-WM6667.边封 0.95mm 0.425kg	SX-WM6668.框料 1.25mm 0.577kg	SX-WM6669.框料 1.2mm 0.631kg
				
SX-WM6670.方管 0.9mm 0.269kg	SX-WM6674.下滑 1.2mm 0.571kg	SX-WM6720.上下方 1.5mm 0.977kg	SX-WM6721.光企 1.7mm 1.071kg	SX-WM6722.勾企 1.7mm 1.317kg
				
SX-WM6732.立柱 2.0mm 1.372kg	SX-WM6733.光企 0.95mm 0.326kg	SX-WM6734.槽铝 0.88mm 0.079kg	SX-WM6735.槽铝 0.85mm 0.093kg	SX-WM6789.压板 1.6mm 0.370kg

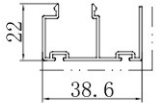
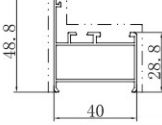
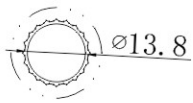
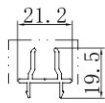
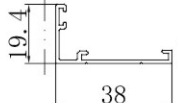
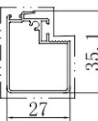
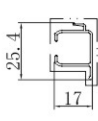
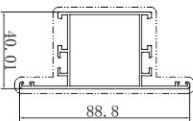
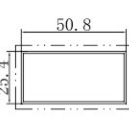
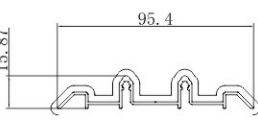
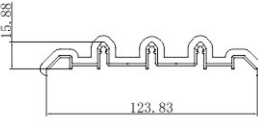
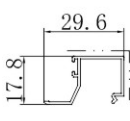
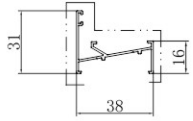
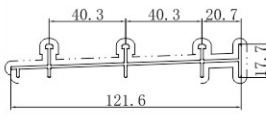
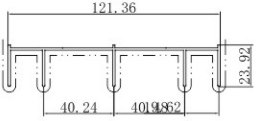
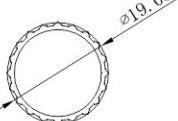
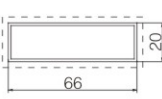
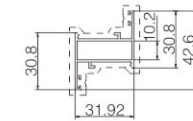
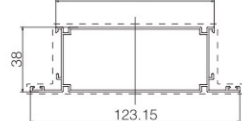

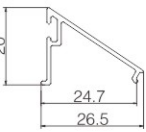
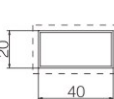
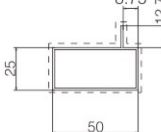
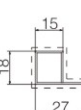
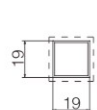
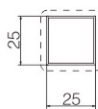
理论重量仅供参考

				
SX-WM6790.盖板 1.3mm 0.256kg	SX-WM6793.窗扇 1.1mm 0.515kg	SX-WM6794.框料 1.3mm 0.895kg	SX-WM6797.方管 1.4mm 0.213kg	SX-WM6822.勾企盖板 1.2mm 0.259kg
				
SX-WM6823.光企 1.0mm 0.554kg	SX-WM6824.光企 1.0mm 0.545kg	SX-WM6924.方管 1.2mm 0.563kg	SX-WM6948.角铝 2.6mm 0.339kg	SX-WM6949.角铝 2.6mm 0.249kg
				
SX-WM6946.边框 1.0mm 0.291kg	SX-WM6947.管件 1.0mm 0.292kg	SX-WM6961.扣板 0.8mm 0.595kg	SX-WM6964.边框 1.14mm 0.763kg	SX-WM6965.外框 1.3mm 0.341kg
				
SX-WM6967.外开扇 1.3mm 0.582kg	SX-WM6968.压线 1.3mm 0.169kg	SX-WM6969.压线 1.3mm 0.215kg	SX-WM6971.边框 2.0mm 0.563kg	SX-WM6973.边框 1.7mm 1.022kg
				
SX-WM6974.盖板 2.0mm 0.890kg	SX-WM6975.边框 1.4mm 0.672kg	SX-WM6976.装饰料 1.0mm 0.196kg	SX-WM6977.装饰料 1.82mm 0.213kg	SX-WM7039.勾企 0.9mm 0.266kg
				
SX-WM7040.光企 0.9mm 0.295kg	SX-WM7041.扣板 1.3mm 0.514kg	SX-WM7042.方管 1.2mm 0.502kg	SX-WM7043.槽铝 1.0mm 0.108kg	SX-WM7044.装饰料 1.14 0.123kg
				
SX-WM7045.外框 1.12mm 0.565kg	SX-WM7046.中框 1.12mm 0.713kg	SX-WM7047.外开扇 1.12mm 0.744kg	SX-WM7048.压线 1.09mm 0.225kg	SX-WM7049.压线 1.09 0.214kg
				
SX-WM7068.盖板 1.1mm 0.130kg	SX-WM7075.立柱 2.0mm 1.806kg	SX-WM7076.压板 1.6mm 0.560kg	SX-WM7077.方管 1.2mm 0.645kg	SX-WM7078.内开扇 1.12mm 0.737kg
				
SX-WM7111.外框 1.22mm 0.739kg	SX-WM7112.内开扇 1.22mm 0.915kg	SX-WM7113.外框 1.6mm 1.334kg	SX-WM7191.连接件 1.0mm 0.187kg	SX-WM7197.封边 0.95mm 0.333kg
				
SX-WM7245.卡槽 0.95mm 0.172kg	SX-WM7247.管件 1.0mm 0.339kg	SX-WM7248.边框 0.9mm 0.189kg	SX-WM7249.装饰料 1.0mm 0.152kg	SX-WM7250.装饰料 0.9mm 0.133kg

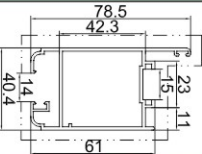
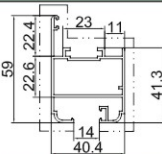
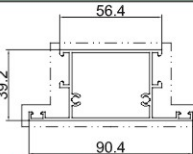
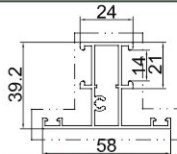
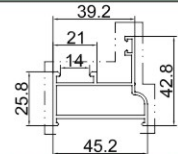

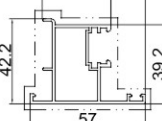
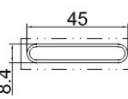
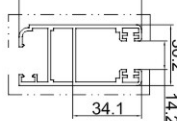
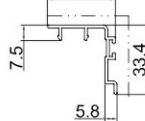
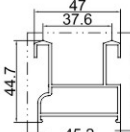
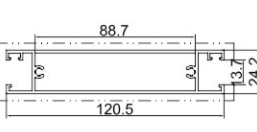
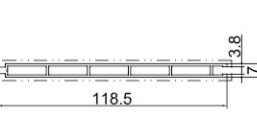
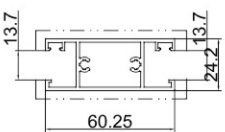
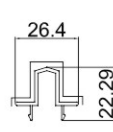
理论重量仅供参考

				
SX-WM7246.圆管 0.8mm 0.341kg	SX-WM7251.横杆 1.9mm 1.072kg	SX-WM7252.扣板 0.85mm 0.535kg	SX-WM7267.外框 1.0mm 0.214kg	SX-WM7268.外框 1.0mm 0.204kg
				
SX-WM7269.中挺 1.0mm 0.388kg	SX-WM7270.边框 1.1mm 0.467kg	SX-WM7271.边框 1.1mm 0.617kg	SX-WM7272.下滑 1.2mm 0.420kg	SX-WM7273.下滑 1.0mm 0.202kg
				
SX-WM7275.边封 1.0mm 0.169kg	SX-WM7276.边封 1.0mm 0.184kg	SX-WM7277.勾企 1.0mm 0.193kg	SX-WM7278.勾企 1.0mm 0.357kg	SX-WM7279.勾企 1.2mm 0.481kg
				
SX-WM7284.边框 1.0mm 0.186kg	SX-WM7285.上下方 1.0mm 0.234kg	SX-WM7286.上下方 1.0mm 0.167kg	SX-WM7287.光企 1.0mm 0.269kg	SX-WM7297.角铝 2.4 0.400kg
				
SX-WM7298.上滑 0.85mm 0.403kg	SX-WM7299.下滑 0.9mm 0.371kg	SX-WM7300.上滑 0.85mm 0.311kg	SX-WM7194.边框 2.45mm 0.321kg	SX-WM7309.拉手 1.18mm 0.368kg
				
SX-WM7310.盖板 1.0mm 0.066kg	SX-WM7311.装饰料 2.0mm 0.271kg	SX-WM7312.装饰料 1.5mm 0.191kg	SX-WM7312.装饰料 1.08mm 0.253kg	SX-WM7345.扶手 1.45mm 0.805kg
				
SX-WM7379.上滑 1.2mm 1.311kg	SX-WM7383.拼板 1.19mm 0.998kg	SX-WM581.下滑 1.07mm 0.521kg	SX-WM582.上滑 1.04mm 0.593kg	SX-WM583.边封 1.0mm 0.527kg
				
SX-WM584.光企 1.0mm 0.477kg	SX-WM585.上方 1.0mm 0.391kg	SX-WM586.勾企 1.0mm 0.472kg	SX-WM7400.边框 1.3mm 0.650kg	SX-WM7402.边封 1.08mm 0.491kg
				
SX-WM7410.边封 1.0mm 0.487kg	SX-WM7411.外框 1.0mm 0.271kg	SX-WM7412.边框 1.0mm 0.460kg	SX-WM7413.装饰料 1.7mm 0.694kg	SX-WM7386.管件 0.76mm 0.180kg
				
SX-WM7417.卡槽 2.92mm 0.845kg	SX-WM7418.管件 0.8mm 0.091kg	SX-WM587.三轨下滑 1.07mm 0.840kg	SX-WM588.三轨上滑 1.07mm 0.889kg	SX-WM589.宽边封 1.0mm 0.612kg




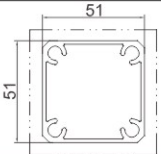
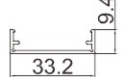
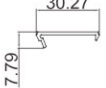
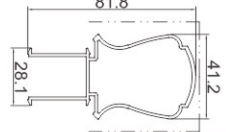
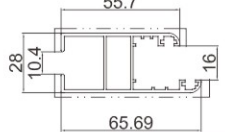
理论重量仅供参考

				
SX-WM7422.压线 1.1mm 0.356kg	SX-WM590.平开框 1.1mm 0.565kg	SX-WM7447.管件 0.62 0.091kg	SX-WM7479.收口 1.5mm 0.219kg	SX-WM7480.压座 1.1mm 0.222kg
				
SX-WM7492.勾企 1.0mm 0.362kg	SX-WM7493.勾企 1.0mm 0.180kg	SX-WM7497.中挺 1.3mm 0.941kg	SX-WM7522.方管 1.0mm 0.402kg	SX-WM7526.下滑 1.3mm 0.597kg
				
SX-WM7527.下滑 1.3mm 0.790kg	SX-WM7528.压线 1.0mm 0.190kg	SX-WM6559.边框 1.0mm 0.298kg	SX-WM7750.下滑 1.4mm 0.767kg	SX-WM7751.上滑 1.4mm 0.872kg
				
SX-WM7752.管件 0.8 0.139kg	SX-WM2044.方管 1.4mm 0.631kg	SX-WM2056.内开扇 1.2mm 0.456kg	SX-WM2058.中横 1.15mm 1.018kg	SX-WM2059.方管 1.2mm 0.644kg
				
SX-WM2043.压线 1.0mm 0.160kg	SX-WM2061.方管 1.0mm 0.314kg	SX-WM2062.边框 1.25mm 0.534kg	SX-WM2063.边框 0.95mm 0.191kg	SX-WM2064.方管 0.9mm 0.177kg
				
SX-WM2060.方管 0.9mm 0.235kg				

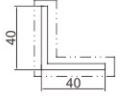
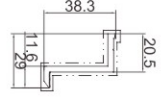
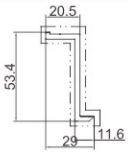
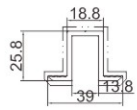
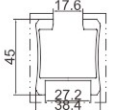
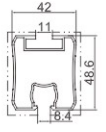
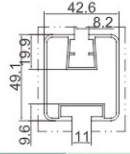
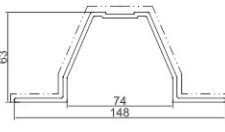
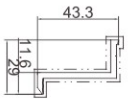
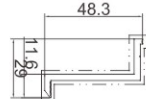

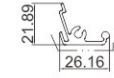
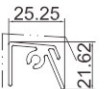
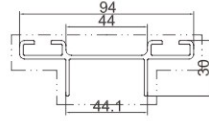
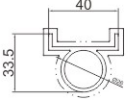
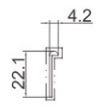
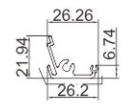
古巴 (Cuba)

				
SX-EXP0390.外框 1.6mm 1.127kg	SX-EXP0391.外框 1.4mm 0.874kg	SX-EXP0392.中框 1.6mm 1.146kg	SX-EXP0393.中框 1.4mm 0.779kg	SX-EXP0394.外框 1.4mm 0.693kg
				
SX-EXP0395.压线 1.4mm 0.249kg	SX-EXP0396.外开扇 1.4mm 0.765kg	SX-EXP0397.椭圆管 1.2mm 0.310kg	SX-EXP0398.光企 1.8mm 1.033kg	SX-EXP0399.勾企反盖板 4mm 0.330kg
				
SX-EXP0400.下滑 1.6mm 0.844kg	SX-EXP0401.上下方 1.6mm 1.413kg	SX-EXP0402.扣板 1.2mm 0.868kg	SX-EXP1547.上下方 1.6mm 0.908kg	SX-EXP1548.收口 1.4mm 0.232kg

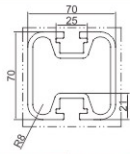

理论重量仅供参考

				
SX-EXP2318.方管 1.3mm 0.206kg	SX-EXP2319.管件 1.2mm 0.210kg	SX-EXP2320.边框 1.4mm 0.261kg	SX-EXP2321.管件 1.8mm 1.343kg	SX-EXP2322.压座 1.3mm 0.187kg
				
SX-EXP2323.盖板 1.4mm 0.149kg	SX-EXP2324.装饰料 1.4mm 0.969kg	SX-EXP2325.光企 1.5mm 0.811kg		

塞浦路斯 (Cyprus)

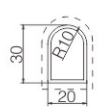
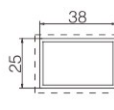
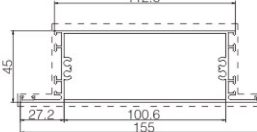
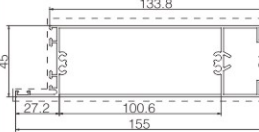
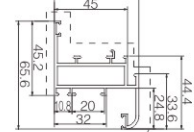
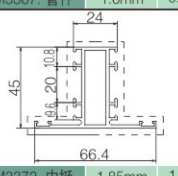
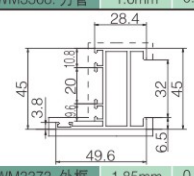
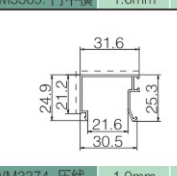
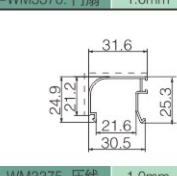
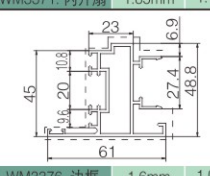
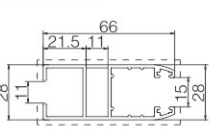
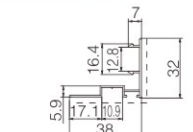
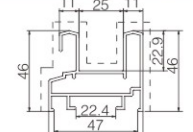
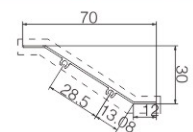
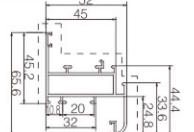
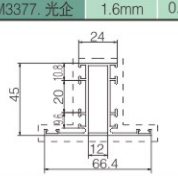
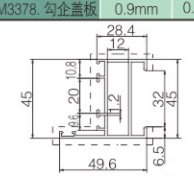
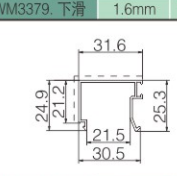
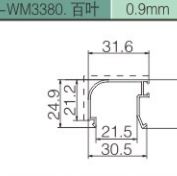

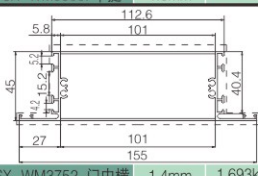
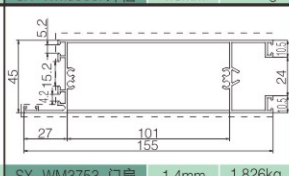
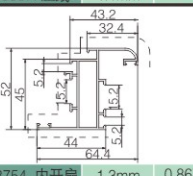
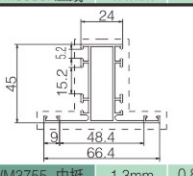
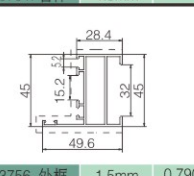
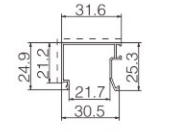
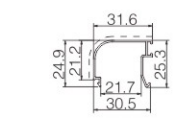
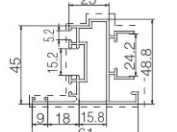
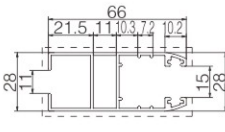
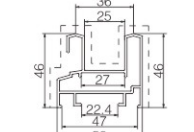
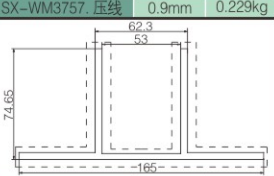
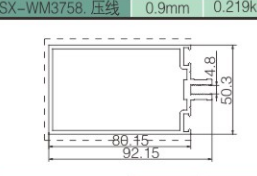
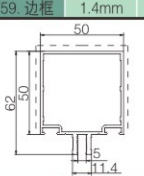
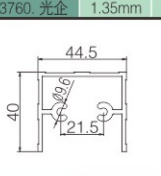
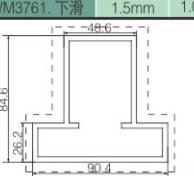
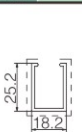
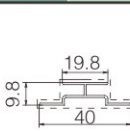
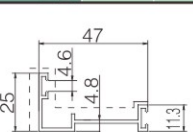
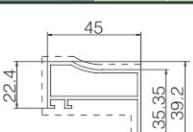
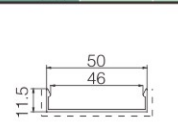
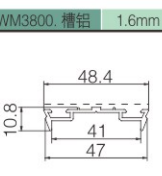
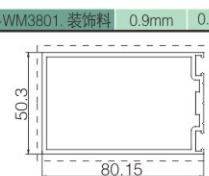
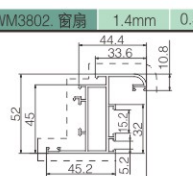
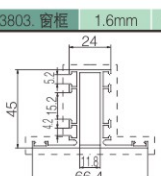
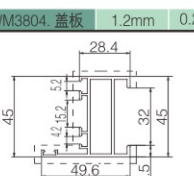
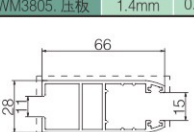
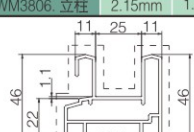

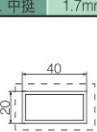

				
SX-WM4980.角铝 160.0mm 0.807kg	SX-WM4981.边框 136.642mm 0.523kg	SX-WM4982.边框 166.941mm 0.651kg	SX-WM4983.边框 180.844mm 0.559kg	SX-WM4984.边框 279.801mm 0.940kg
				
SX-WM4985.边框 257.975mm 0.875kg	SX-WM5343.边框 279.097mm 0.957kg	SX-WM5356.边框 482.913mm 1.829kg	SX-WM5438.边框 146.642mm 0.565kg	SX-WM5439.边框 156.642mm 0.607kg
				
SX-WM5357.边框 431.157mm 1.318kg	SX-WM5376.装饰料 131.731mm 0.348kg	SX-WM5377.装饰料 158.301mm 0.379kg	SX-WM5423.边框 370.695mm 1.001kg	SX-WM5424.边框 164.852mm 0.659kg
				
SX-WM5443.边框 50.797mm 0.084kg	SX-WM6312.装饰料 137.349mm 0.332kg			

爱沙尼亚 (Estonia)

				
SX-WM2323.底座 372.248mm 3.811kg	SX-WM2340.圆管 157.08mm 1.923kg			

埃塞俄比亚 (Ethiopia)

理论重量仅供参考

				
SX-WM3367. 管件 1.6mm 0.373kg	SX-WM3368. 方管 1.6mm 0.520kg	SX-WM3369. 门中横 1.6mm 1.890kg	SX-WM3370. 门扇 1.6mm 2.043kg	SX-WM3371. 内开扇 1.85mm 1.123kg
				
SX-WM3372. 中挺 1.85mm 1.029kg	SX-WM3373. 外框 1.85mm 0.930kg	SX-WM3374. 压线 1.0mm 0.252kg	SX-WM3375. 压线 1.0mm 0.241kg	SX-WM3376. 边框 1.6mm 1.086kg
				
SX-WM3377. 光企 1.6mm 0.960kg	SX-WM3378. 勾企盖板 0.9mm 0.250kg	SX-WM3379. 下滑 1.6mm 1.128kg	SX-WM3380. 百叶 0.9mm 0.234kg	SX-WM3384. 内开扇 1.6mm 1.014kg
				
SX-WM3385. 中挺 1.6mm 0.934kg	SX-WM3386. 外框 1.6mm 0.83kg	SX-WM3387. 压线 1.1mm 0.270kg	SX-WM3388. 压线 1.1mm 0.258kg	SX-WM3751. 管件 1.3mm 0.307kg
				
SX-WM3752. 门中横 1.4mm 1.693kg	SX-WM3753. 门扇 1.4mm 1.826kg	SX-WM3754. 内开扇 1.3mm 0.867kg	SX-WM3755. 中挺 1.3mm 0.820kg	SX-WM3756. 外框 1.5mm 0.790kg
				
SX-WM3757. 压线 0.9mm 0.229kg	SX-WM3758. 压线 0.9mm 0.219kg	SX-WM3759. 边框 1.4mm 0.991kg	SX-WM3760. 光企 1.35mm 0.843kg	SX-WM3761. 下滑 1.5mm 1.063kg
				
SX-WM3795. 底座 4.65mm 3.764kg	SX-WM3796. 立柱 2.15mm 1.783kg	SX-WM3797. 立柱 1.6mm 1.087kg	SX-WM3798. 内衬 1.8mm 0.943kg	SX-WM3799. 框料 3.5mm 3.322kg
				
SX-WM3800. 槽铝 1.6mm 0.30kg	SX-WM3801. 装饰料 0.9mm 0.171kg	SX-WM3802. 窗扇 1.4mm 0.374kg	SX-WM3803. 窗框 1.6mm 0.647kg	SX-WM3804. 盖板 1.2mm 0.224kg
				
SX-WM3805. 压板 1.4mm 0.323kg	SX-WM3806. 立柱 2.15mm 1.576kg	SX-WM4136. 内开扇 1.7mm 1.058kg	SX-WM4137. 中挺 1.7mm 0.972kg	SX-WM4138. 外框 1.7mm 0.870kg
				
SX-WM4139. 光企 1.7mm 1.009kg	SX-WM4140. 下滑 1.7mm 1.193kg	SX-WM4435. 立柱 2.15mm 3.044kg	SX-WM4436. 方管 2.0mm 0.609kg	SX-WM4591. 圆管 1.5mm 0.142kg

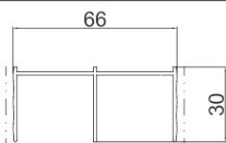
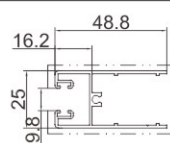
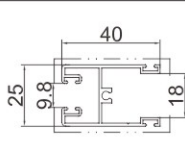
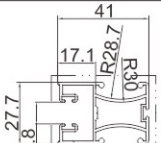
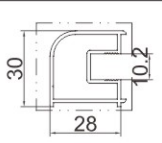
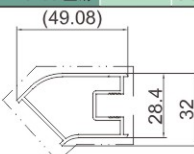
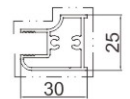
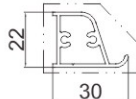
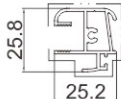
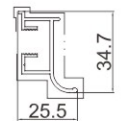
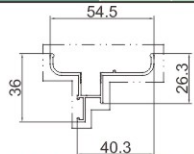
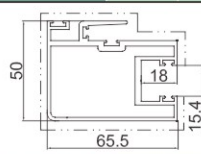
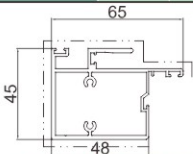
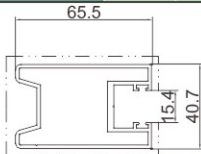
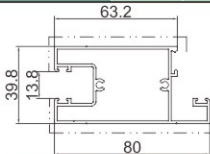
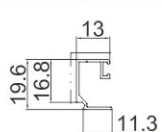
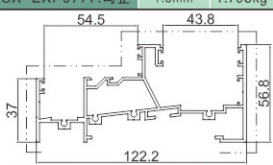
理论重量仅供参考

SX-WM4593.压线 0.8mm 0.182kg	SX-WM4594.外框 1.3mm 0.490kg	SX-WM4595.边框 3.8mm 1.572kg	SX-WM4596.管件 1.8mm 0.717kg	SX-WM4597.盖板 0.5mm 0.046kg
SX-WM4641.内开扇 2.05mm 1.208kg	SX-WM4642.中挺 2.05mm 1.103kg	SX-WM4643.外框 2.05mm 1.008kg	SX-WM4352.圆管 2.0mm 0.820kg	SX-WM6402.中横 2.0mm 2.225kg
SX-WM6254F.加强中挺 1.5mm 1.781kg	SX-WM6539.管件 1.3mm 0.271kg	SX-WM6599.内开扇 1.5mm 1.325kg		

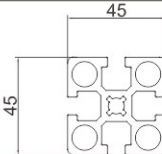
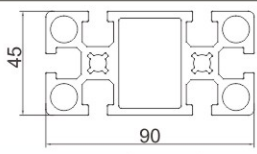
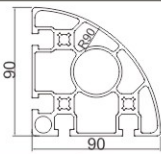
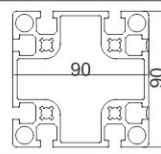
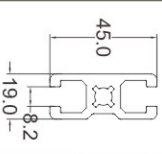
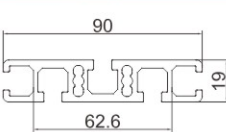
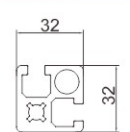
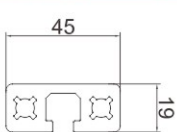
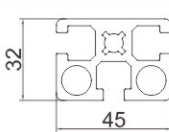
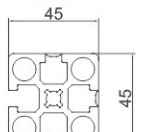
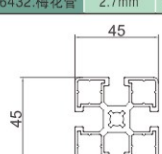
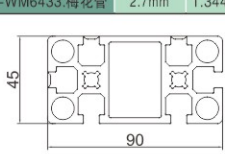
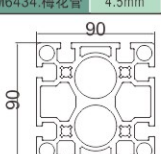
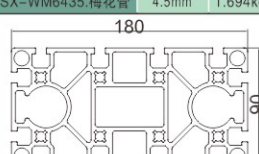
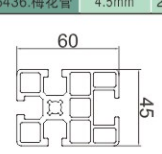
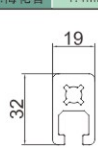
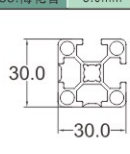
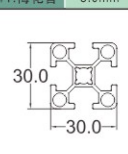
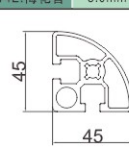
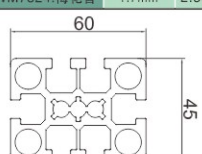
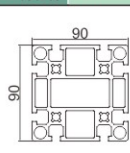
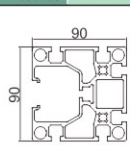
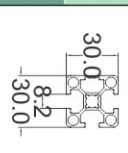
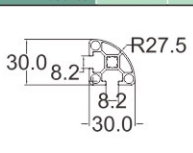
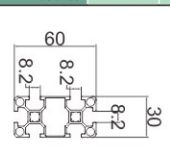
斐济 (Fiji)

SX-EXP0723.固定框 1.5mm 0.960kg	SX-EXP0724.盖板 1.4mm 0.559kg	SX-EXP0725.盖板 0.9mm 0.072kg	SX-EXP0726.上固定 1.4mm 1.083kg	SX-EXP0727.上固定 1.2mm 1.091kg
SX-EXP0728.压线 1.2mm 0.303kg	SX-EXP0729.盖板 1.4mm 0.402kg	SX-EXP0730.光企 2.0mm 1.494kg	SX-EXP0731.光企 2.0mm 1.459kg	SX-EXP0732.上下方 2.0mm 1.304kg
SX-EXP0733.压线 1.1mm 0.192kg	SX-EXP0734.上下方 2.0mm 1.851kg	SX-EXP0735.上下方 2.0mm 1.914kg	SX-EXP0737.装饰料 2.0mm 0.223kg	SX-EXP0738.装饰料 2.0mm 0.147kg
SX-EXP0739.边框 1.4mm 0.555kg	SX-EXP0740.上下方 1.4mm 0.465kg	SX-EXP0741.勾企 1.4mm 0.613kg	SX-EXP0742.下滑 1.2mm 0.762kg	SX-EXP0743.导轨 1.5mm 0.171kg
SX-EXP0744.中挺 1.4mm 0.733kg	SX-EXP0745.压线 1.3mm 0.139kg	SX-EXP0746.外框 1.4mm 0.468kg	SX-EXP0747.外框 1.4mm 0.336kg	SX-EXP0748.外框 1.3mm 0.587kg
SX-EXP0750.边框 1.4mm 0.579kg	SX-EXP0752.边框 1.4mm 0.760kg	SX-EXP0753.下滑 1.3mm 0.227kg	SX-EXP0754.下滑 1.3mm 0.406kg	SX-EXP0755.上滑 1.3mm 0.341kg

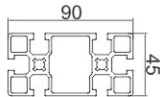
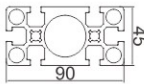
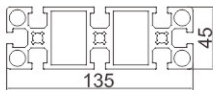
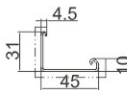

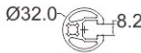
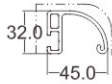


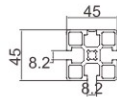
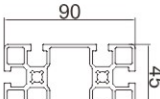
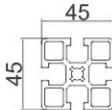



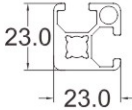
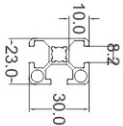




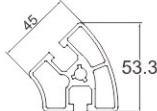

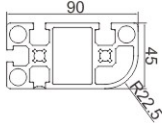
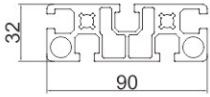
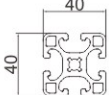
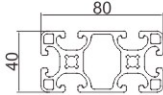
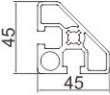
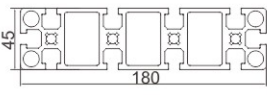
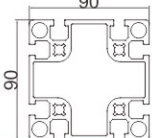
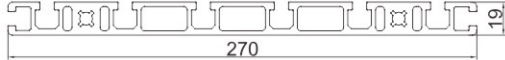
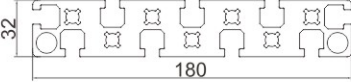
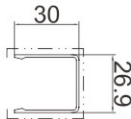
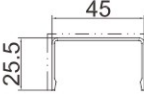
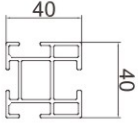
理论重量仅供参考

				
SX-EXP0756.上滑 1.3mm 0.554kg	SX-EXP0757.上下方 1.3mm 0.553kg	SX-EXP0758.上下方 1.3mm 0.510kg	SX-EXP0759.光企 1.3mm 0.668kg	SX-EXP0764.转角 1.4mm 0.502kg
				
SX-EXP0765.转角 1.4mm 0.594kg	SX-EXP0766.上下方 1.3mm 0.472kg	SX-EXP0767.上下方 1.4mm 0.408kg	SX-EXP0768.勾企 1.3mm 0.415kg	SX-EXP0769.边框 1.3mm 0.340kg
				
SX-EXP0770.边框 1.5mm 0.427kg	SX-EXP0777.勾企 1.8mm 1.798kg	SX-EXP0778.勾企 2.0mm 1.243kg	SX-EXP0779.光企 1.8mm 1.326kg	SX-EXP0780.上下方 1.4mm 1.206kg
				
SX-EXP0781.压线 1.0mm 0.152kg	SX-EXP0782.下滑 1.5mm 2.113kg			

芬兰 (Finland)

				
SX-WM6426.梅花管 4.5mm 2.211kg	SX-WM6428.梅花管 3.0mm 3.722kg	SX-WM6429.梅花管 2.0mm 4.347kg	SX-WM6430.梅花管 3.0mm 5.781kg	SX-WM6431.梅花管 2.7mm 1.106kg
				
SX-WM6432.梅花管 2.7mm 1.949kg	SX-WM6433.梅花管 2.7mm 1.344kg	SX-WM6434.梅花管 4.5mm 1.51kg	SX-WM6435.梅花管 4.5mm 1.694kg	SX-WM6436.梅花管 4.5mm 2.265kg
				
SX-WM6437.梅花管 1.4mm 1.541kg	SX-WM6438.梅花管 3.0mm 3.805kg	SX-WM6441.梅花管 3.0mm 7.612kg	SX-WM6442.梅花管 3.0mm 12.549kg	SX-WM7824.梅花管 1.7mm 2.300kg
				
SX-WM6452.梅花管 2.7mm 0.994kg	SX-WM6453.梅花管 1.5mm 0.772kg	SX-WM6454.梅花管 1.5mm 0.718kg	SX-WM6455.梅花管 2.0mm 1.570kg	SX-WM6456.梅花管 4.5mm 2.813kg
				
SX-WM6457.梅花管 3.0mm 6.848kg	SX-WM6470.梅花管 3.0mm 5.765kg	SX-WM6624.梅花管 1.5mm 0.745kg	SX-WM6633.梅花管 1.0mm 0.631kg	SX-WM6634.梅花管 1.0mm 1.161kg

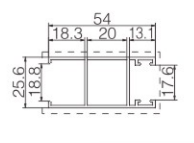
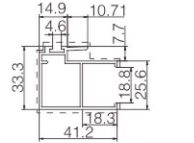
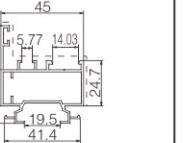
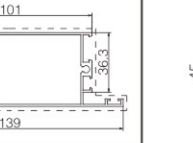

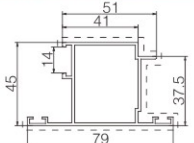
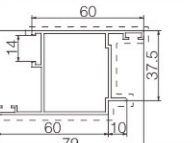
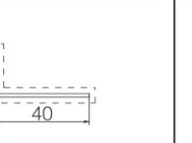
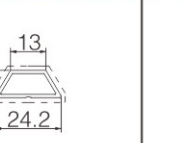

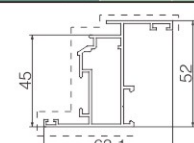
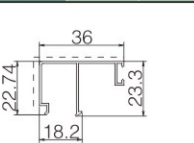
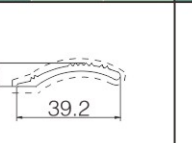
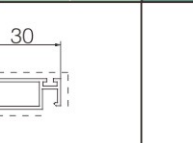

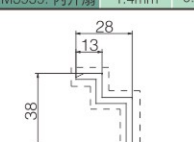
理论重量仅供参考

				
SX-WM6640.梅花管 2.0mm 3.074kg	SX-WM6641.梅花管 4.5mm 4.397kg	SX-WM6643.梅花管 3.0mm 5.569kg	SX-WM6649.边框 1.5mm 0.365kg	SX-WM6650.卡槽 3.0mm 1.437kg
				
SX-WM6651.梅花管 2.0mm 0.933kg	SX-WM6652.边框 2.5mm 0.897kg	SX-WM6653.管件 4.0mm 0.948kg	SX-WM6654.边框 1.57mm 0.414kg	SX-WM6671.梅花管 2.0mm 1.928kg
				
SX-WM6672.梅花管 2.0mm 3.130kg	SX-WM6673.梅花管 2.0mm 1.900kg	SX-WM6645.梅花管 2.0mm 3.699kg	SX-WM6626.梅花管 1.2mm 0.437kg	SX-WM6627.梅花管 1.5mm 0.347kg
				
SX-WM6628.梅花管 1.2mm 0.659kg	SX-WM6629.梅花管 1.5mm 0.622kg	SX-WM6630.梅花管 1.0mm 0.733kg	SX-WM6631.梅花管 1.0mm 0.703kg	SX-WM6632.梅花管 1.0mm 0.704kg
				
SX-WM6636.梅花管 2.0mm 1.748kg	SX-WM6637.梅花管 2.0mm 1.721kg	SX-WM6638.梅花管 2.0mm 1.677kg	SX-WM6642.梅花管 3.0mm 3.646kg	SX-WM6646.梅花管 2.0mm 2.975kg
				
SX-WM6931.梅花管 1.8mm 1.753kg	SX-WM6933.梅花管 2.0mm 3.035kg	SX-WM6635.梅花管 2.0mm 1.542kg	SX-WM6644.梅花管 3.0mm 7.300kg	SX-WM6647.梅花管 3.0mm 5.726kg
				
SX-WM6648.梅花管 2.5mm 6.082kg		SX-WM6655.梅花管 4.5mm 9.573kg		SX-WM7821.压板 1.2mm 0.281kg
				
SX-WM7822.压板 1.2mm 0.313kg	SX-WM7823.梅花管 1.7mm 1.103kg			

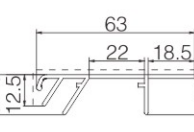
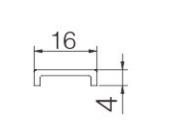
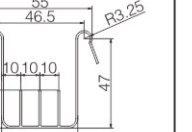
France (法国)

SX-WM3297.上滑 1.3mm 1.369kg	SX-WM3129.上滑 1.3mm 1.008kg	SX-WM3130.下滑 1.3mm 0.938kg	SX-WM3131.边封 1.3mm 0.662kg	SX-WM3132.上方 1.3mm 0.629kg

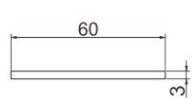
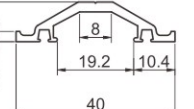
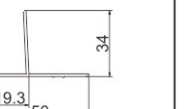
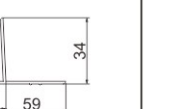


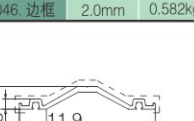
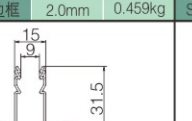
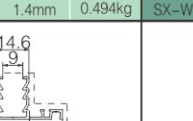


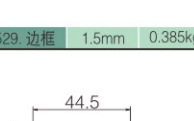
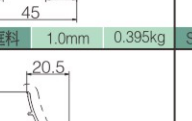
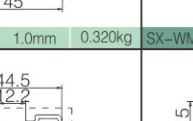
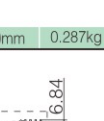
理论重量仅供参考

				
SX-WM3133, 光企 1.3mm 0.619kg	SX-WM3134, 勾企 1.3mm 0.607kg	SX-WM3135, 边框 1.2mm 0.762kg	SX-WM3145, 门中横 1.3mm 1.446kg	SX-WM3146, 中横 1.3mm 0.959kg
				
SX-WM3147, 外开扇 1.5mm 0.963kg	SX-WM3148, 内开扇 1.5mm 0.963kg	SX-WM3788, 角铝 1.5mm 0.239kg	SX-WM3966, 梯形铝 1.2mm 0.180kg	SX-WM3968, 盖板 1.4mm 0.153kg
				
SX-WM3959, 内开扇 1.4mm 0.871kg	SX-WM3960, 压线 0.9mm 0.245kg	SX-WM3964, 装饰料 3.0mm 0.281kg	SX-WM3965, 纱窗料 1.2mm 0.265kg	SX-WM5378, 边框 3.0mm 0.517kg
				
SX-WM5379, 边框 3.0mm 0.503kg				

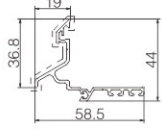
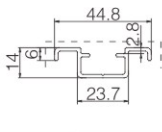
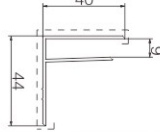

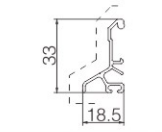


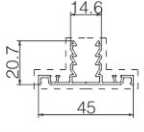
India (印度)

				
SX-WM1848, 支架 1.5mm 0.467kg	SX-WM1850, 槽铝 1.5mm 0.086kg	SX-WM1851, 槽铝 1.0mm 0.642kg		


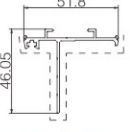
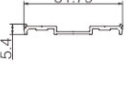
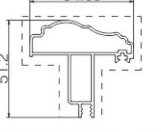
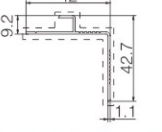

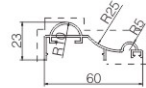
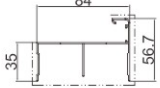

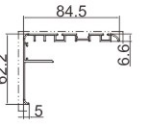
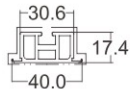
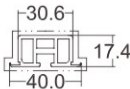

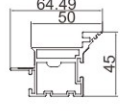
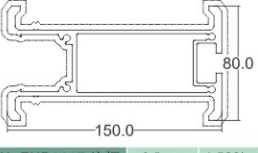


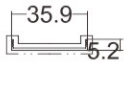

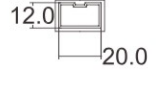
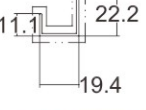
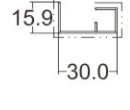
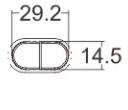
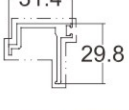

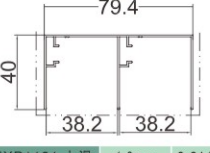
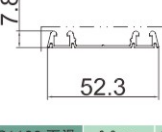
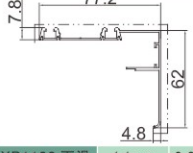
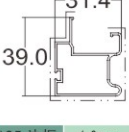
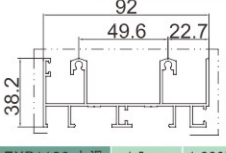
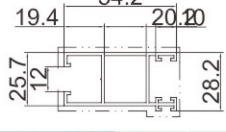
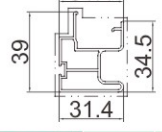
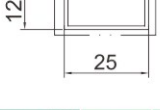
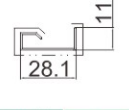
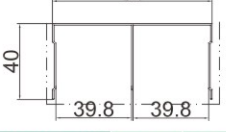
Ireland (爱尔兰)

				
SX-WM3045, 铝条 1.5mm 0.899kg	SX-WM3046, 边框 2.0mm 0.582kg	SX-WM3047, 边框 2.0mm 0.459kg	SX-WM3048, 边框 1.4mm 0.494kg	SX-WM3049, 框料 1.5mm 0.314kg
				
SX-WM2528, 边框 1.5mm 0.193kg	SX-WM2529, 边框 1.5mm 0.385kg	SX-WM2530, 框料 1.0mm 0.395kg	SX-WM2531, 框料 1.0mm 0.320kg	SX-WM3329, 包边料 2.0mm 0.287kg
				
SX-WM3330, 边框 1.6mm 0.346kg	SX-WM3389, 压板 2.0mm 0.262kg	SX-WM3339, 支架 1.2mm 0.219kg	SX-WM3812, 边框 1.6mm 0.365kg	SX-WM3914, 支架 1.6mm 0.556kg

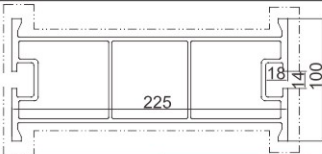
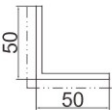
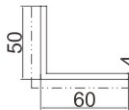
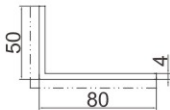
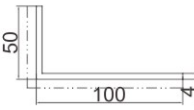
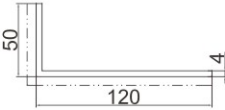

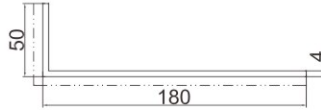
理论重量仅供参考

				
SX-WM3366. 支架 1.5mm 0.522kg	SX-WM4148. 边框 1.6mm 周 0.367kg	SX-WM4141. 边框 1.4mm 0.435kg	SX-WM4442. 边框 1.25mm 0.128kg	SX-WM3338. 支架 1.2mm 0.266kg
				
SX-WM3348. 支架 1.3mm 0.287kg	SX-WM4050. 支架 1.2mm 0.217kg	SX-WM4261. 框料 1.0mm 0.329kg		

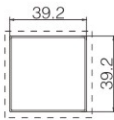
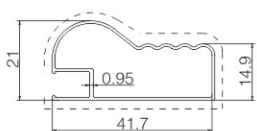
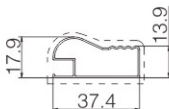
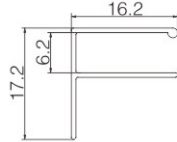
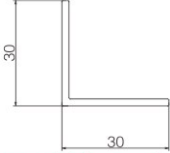
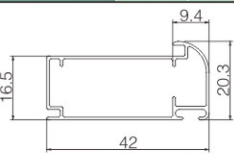
Israel (以色列)

				
SX-WM5258. 边框 1.25mm 0.327kg	SX-WM5259. 边框 1.3mm 0.454kg	SX-WM5260. 盖板 1.3mm 0.255kg	SX-WM5261. 框料 1.25mm 0.796kg	SX-WM5301. 边框 1.1mm 0.261kg
				
SX-WM5302. 压板 1.2mm 0.185kg	SX-WM5303. 装饰料 1.2mm 0.454kg	SX-EXP1216. 上滑 1.1mm 0.727kg	SX-EXP1217. 下滑 1.2mm 0.348kg	SX-EXP1218. 下滑 1.2mm 0.790kg
				
SX-EXP0662. 装饰料 2.0mm 0.695kg	SX-EXP0663. 装饰料 2.0mm 0.695kg	SX-EXP0664. 装饰料 1.5mm 1.082kg	SX-EXP0665. 装饰料 1.5mm 1.277kg	SX-EXP1117. 边框 2.5mm 4.520kg
				
SX-EXP1121. 槽铝 2.5mm 0.087kg	SX-EXP1122. 槽铝 0.9mm 0.099kg	SX-EXP1123. 槽铝 1.1mm 0.122kg	SX-EXP1124. 管件 1.1mm 0.362kg	SX-EXP1125. 管件 1.0mm 0.167kg
				
SX-EXP1126. 边框 1.2mm 0.163kg	SX-EXP1127. 边框 0.9mm 0.175kg	SX-EXP1128. 管件 0.9mm 0.145kg	SX-EXP1129. 装饰料 2.0mm 0.439kg	SX-EXP1130. 上滑 1.2mm 0.897kg
				
SX-EXP1131. 上滑 1.0mm 0.611kg	SX-EXP1132. 下滑 0.9mm 0.289kg	SX-EXP1133. 下滑 1.1mm 0.662kg	SX-EXP1135. 边框 1.0mm 0.404kg	SX-EXP1120. 上滑 1.5mm 1.290kg
				
SX-EXP1134. 光企 1.5mm 0.749kg	SX-EXP1212. 光企 1.2mm 0.553kg	SX-EXP1213. 管件 1.1mm 0.214kg	SX-EXP1214. 边框 0.9mm 0.139kg	SX-EXP1215. 上滑 0.8mm 0.430kg

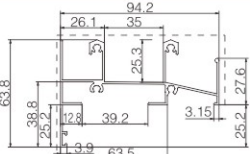
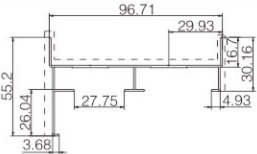
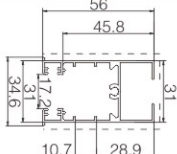
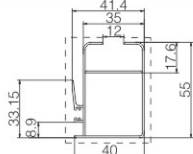
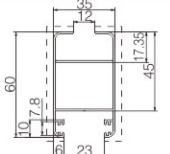
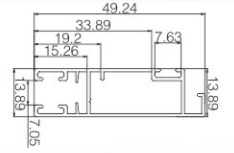
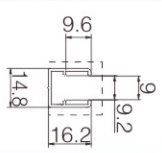
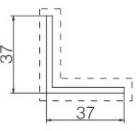
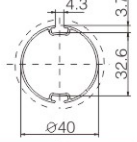
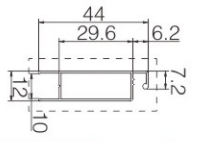

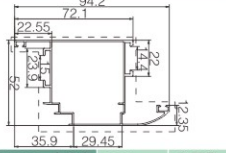
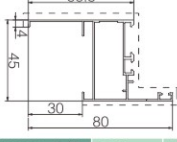
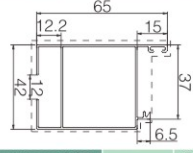
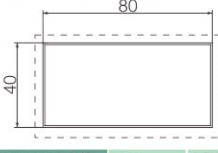
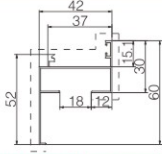
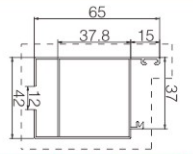
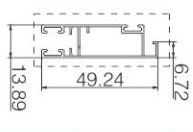
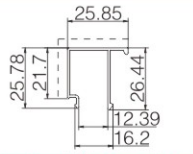
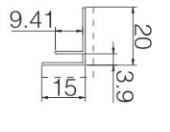
理论重量仅供参考

			
SX-EXP1116.边框	SX-EXP1435.角铝	SX-EXP1436.角铝	SX-EXP1437.角铝
3.3mm	4.0mm	4.0mm	4.0mm
8.328kg	1.041kg	1.149kg	1.366kg
			
SX-EXP1438.角铝	SX-EXP1439.角铝	SX-EXP1440.角铝	SX-EXP1441.角铝
4.0mm	4.0mm	4.0mm	4.0mm
1.583kg	1.799kg	2.125kg	2.450kg

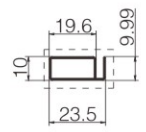

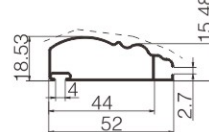
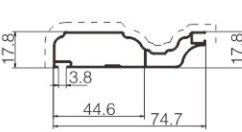
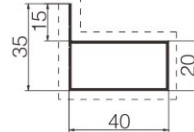
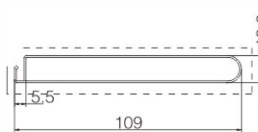
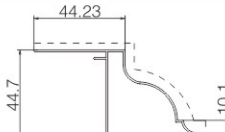
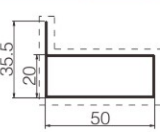
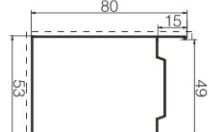
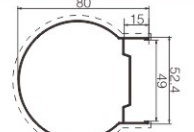
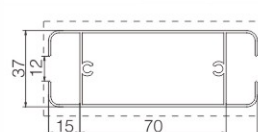
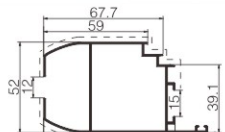
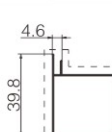
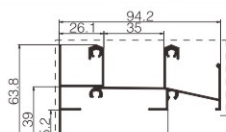
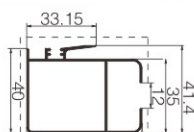

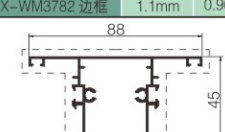
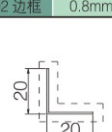
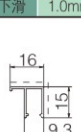

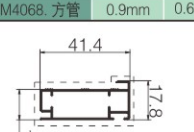


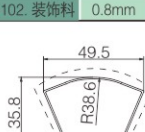

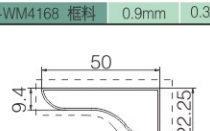
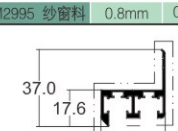
Kuwait (科威特)

				
SX-WM186.方管	SX-WM187.纱扇A	SX-WM188.纱扇B	SX-WM189.F料A	SX-WM192.30°角铝
0.7mm	0.7mm	0.7mm	0.7mm	2.0mm
0.294kg	0.248kg	0.213kg	0.094kg	0.316kg
				
SX-WM217.纱扇				
0.7mm				
0.269kg				

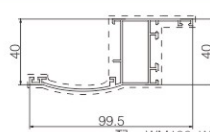
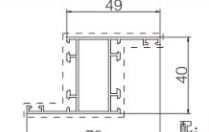
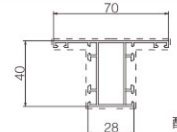
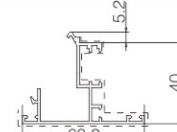
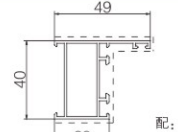
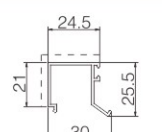
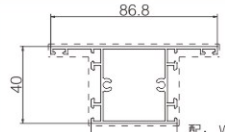
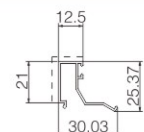
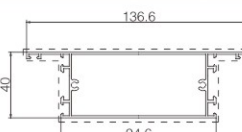
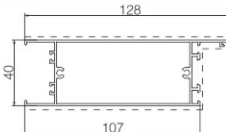
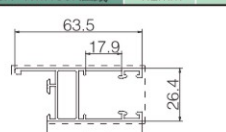
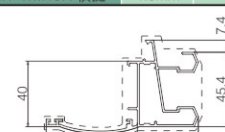
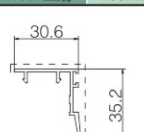
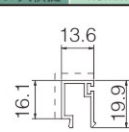
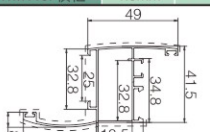
Lebanon (黎巴嫩)

				
SX-WM2679.下滑	SX-WM2680.边框	SX-WM2681.上下方	SX-WM2682.勾企	SX-WM2683.光企
1.2mm	1.0mm	1.0mm	1.1mm	1.1mm
1.181kg	0.644kg	0.664kg	0.681kg	0.691kg
				
SX-WM2684.纱窗料	SX-WM2685.卡槽	SX-WM2686.角铝	SX-WM2709.管件	SX-WM2909.纱窗料
0.9mm	1.1mm	2.8mm	1.0mm	0.8mm
0.375kg	0.152kg	0.542kg	0.387kg	0.244kg
				
SX-WM2911.方管	SX-WM2983.内开扇	SX-WM2984.边框	SX-WM2988.窗框	SX-WM2992.方管
0.8mm	0.85mm	0.85mm	0.85mm	0.85mm
0.254kg	0.757kg	0.603kg	0.576kg	0.547kg
				
SX-WM2997.内开扇	SX-WM2998.边框	SX-WM3004.纱窗料	SX-WM3058.压线	SX-WM3059.F料
0.85mm	0.9mm	0.8mm	1.0mm	0.9mm
0.394kg	0.604kg	0.351kg	0.231kg	0.106kg

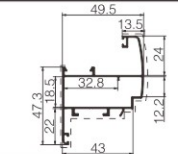
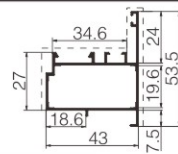

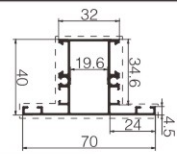
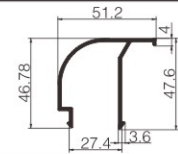
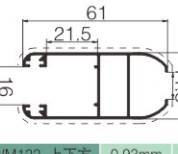
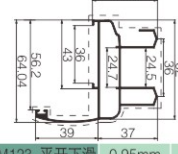



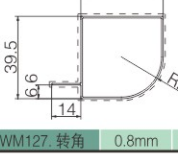
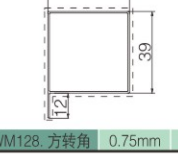
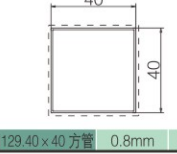
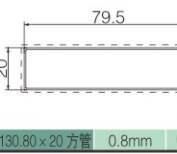
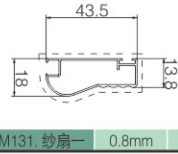
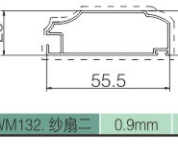
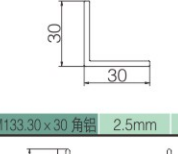

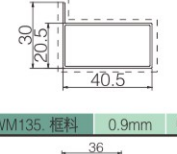
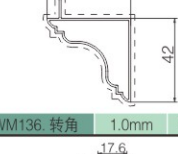
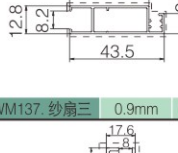

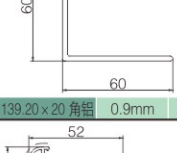
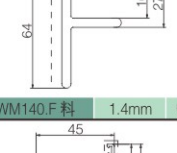
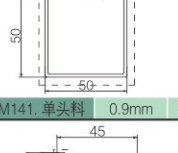
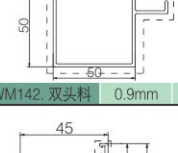

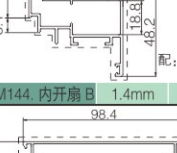

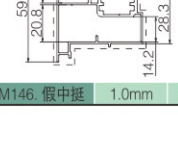




理论重量仅供参考

 SX-WM3060 框料 0.9mm 0.164kg	 SX-WM3062 转角 0.9mm 0.352kg	 SX-WM3063 框料 0.85mm 0.327kg	 SX-WM3064 框料 0.9mm 0.509kg	 SX-WM3066 框料 0.9mm 0.32kg
 SX-WM3075 框料 0.9mm 0.584kg	 SX-WM3697 装饰料 0.9mm 0.489kg	 SX-WM3766 边框 0.9mm 0.371kg	 SX-WM3777 边框 0.9mm 0.664kg	 SX-WM3778 边框 1.05mm 0.754kg
 SX-WM3780 上下方 1.1mm 1.012kg	 SX-WM3782 边框 1.1mm 0.960kg	 SX-WM3992 边框 0.8mm 0.290kg	 SX-WM4041 下滑 1.0mm 1.053kg	 SX-WM4042 勾企 1.0mm 0.629kg
 SX-WM4068 方管 0.9mm 0.677kg	 SX-WM4094 中挺 1.0mm 0.916kg	 SX-WM4096 角铝 0.8mm 0.086kg	 SX-WM4102 装饰料 0.8mm 0.115kg	 SX-WM3061 转角 0.9mm 0.264kg
 SX-WM4168 框料 0.9mm 0.336kg	 SX-WM2995 纱窗料 0.8mm 0.251kg	 SX-WM3668 转角 0.8mm 0.317kg	 SX-WM4369 转角 0.8mm 0.303kg	 SX-WM4370 转角 0.8mm 0.381kg
 SX-WM4371 框料 0.8mm 0.278kg	 SX-EXP0452 边框 1.3mm 0.484kg			

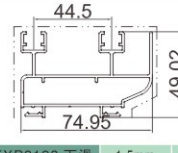
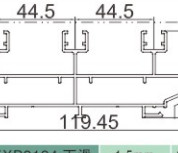
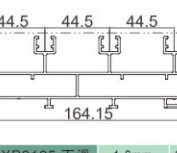
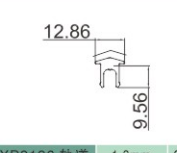
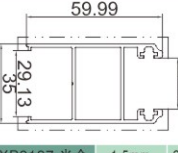
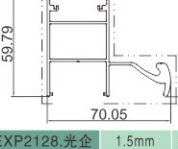
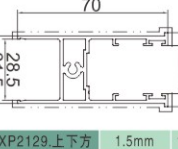
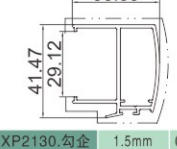
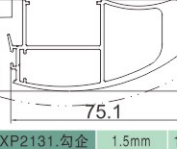

Libya (利比亚)

 SX-WM101 内开扇 1.2mm 0.896kg	 SX-WM102 内开扇 1.15mm 0.744kg	 SX-WM103 中挺 1.2mm 0.766kg	 SX-WM104 假中挺 1.3mm 0.661kg	 SX-WM105 边框 1.3mm 0.648kg
 SX-WM106 压线 1.2mm 0.277kg	 SX-WM107 横挺 1.3mm 1.017kg	 SX-WM108 压线 1.05mm 0.238kg	 SX-WM109 大横挺 1.3mm 1.362kg	 SX-WM110 横框 1.3mm 1.340kg
 SX-WM111 光企 1.2mm 0.676kg	 SX-WM112 下滑 1.2mm 1.046kg	 SX-WM113 勾企盖板 1.4mm 0.308kg	 SX-WM114 压线 1.3mm 0.211kg	 SX-WM116 内开扇— 0.9mm 0.658kg

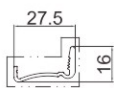
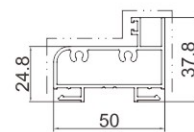
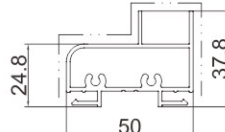


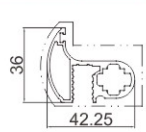
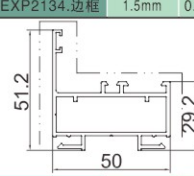
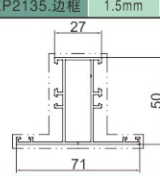
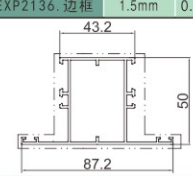
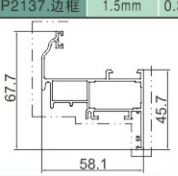
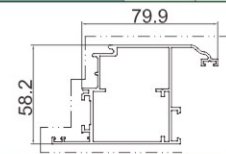
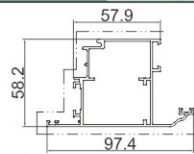
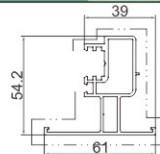
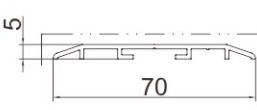
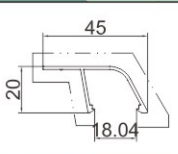

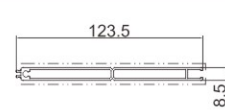
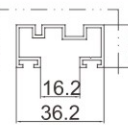
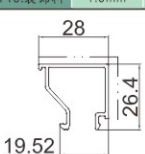
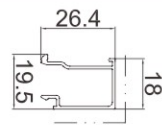
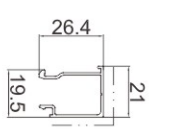

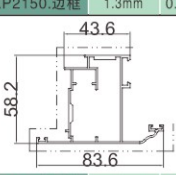
理论重量仅供参考

				
SX-WM117. 内开扇二 0.9mm 0.622kg	SX-WM118. 假中挺 0.9mm 0.513kg	SX-WM119. 边框 0.9mm 0.498kg	SX-WM120. 中挺 0.9mm 0.669kg	SX-WM121. 压线 0.9mm 0.175kg
				
SX-WM122. 上下方 0.93mm 0.556kg	SX-WM123. 平开下滑 0.95mm 0.806kg	SX-WM124. 盖板 0.9mm 0.208kg	SX-WM125. 侧板 1.5mm 0.945kg	SX-WM126. 连接平板 1.3mm 0.679kg
				
SX-WM127. 转角 0.8mm 0.343kg	SX-WM128. 方转角 0.75mm 0.334kg	SX-WM129. 40×40 方管 0.8mm 0.339kg	SX-WM130. 80×20 方管 0.8mm 0.423kg	SX-WM131. 纱扇一 0.8mm 0.290kg
				
SX-WM132. 纱扇二 0.9mm 0.372kg	SX-WM133. 30×30 角铝 2.5mm 0.388kg	SX-WM134. 大纱扇 0.8mm 0.457kg	SX-WM135. 框料 0.9mm 0.311kg	SX-WM136. 转角 1.0mm 0.432kg
				
SX-WM137. 纱扇三 0.9mm 0.294kg	SX-WM138. 槽铝 0.7mm 0.100kg	SX-WM139. 20×20 角铝 0.9mm 0.095kg	SX-WM140. F 料 1.4mm 0.116kg	SX-WM141. 单头料 0.9mm 0.290kg
				
SX-WM142. 双头料 0.9mm 0.346kg	SX-WM143. 内开扇A 1.4mm 0.991kg	SX-WM144. 内开扇B 1.4mm 0.992kg	SX-WM145. 中挺 1.4mm 0.973kg	SX-WM146. 假中挺 1.0mm 0.741kg
				
SX-WM147. 边框 1.0mm 0.638kg	SX-WM148. 压线 1.2mm 0.315kg	SX-WM149. 门中横 1.3mm 1.455kg	SX-WM150. 门扇 1.3mm 1.542kg	

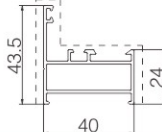
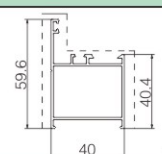
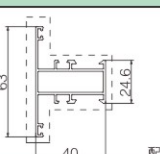
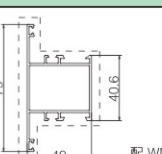
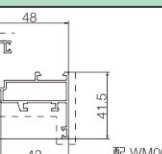
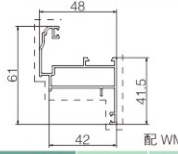
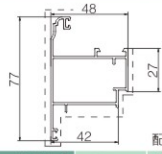
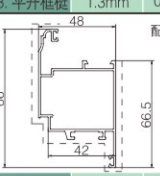
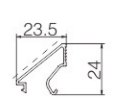
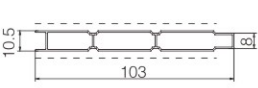
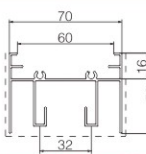
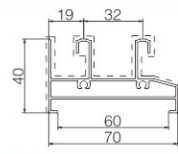
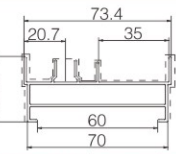
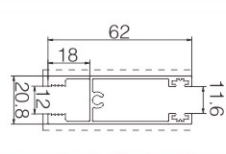
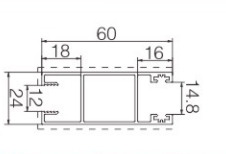
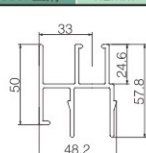
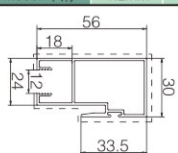
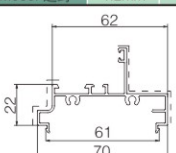
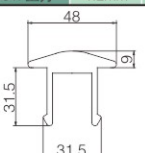
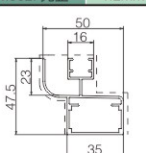
Madagascar (马达加斯加)

				
SX-EXP2123. 下滑 1.5mm 1.390kg	SX-EXP2124. 下滑 1.5mm 2.109kg	SX-EXP2125. 下滑 1.6mm 2.926kg	SX-EXP2126. 轨道 1.3mm 0.179kg	SX-EXP2127. 光企 1.5mm 0.843kg
				
SX-EXP2128. 光企 1.5mm 1.256kg	SX-EXP2129. 上下方 1.5mm 1.039kg	SX-EXP2130. 勾企 1.5mm 0.649kg	SX-EXP2131. 勾企 1.5mm 1.667kg	SX-EXP2132. 纱窗料 1.0mm 0.296kg

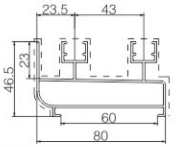
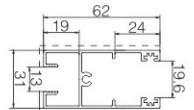
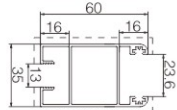
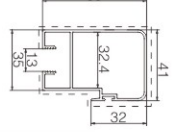
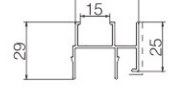
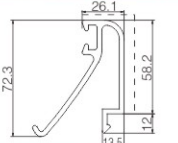
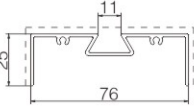
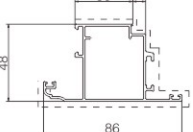

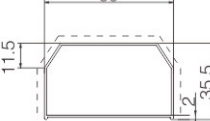
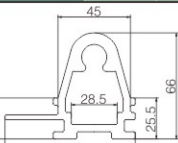
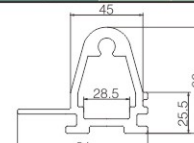
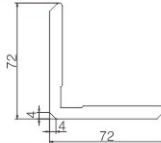
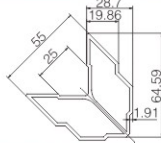
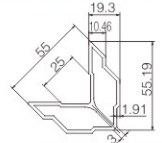
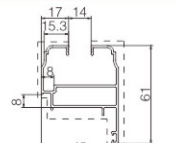
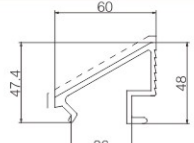
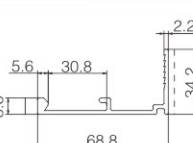
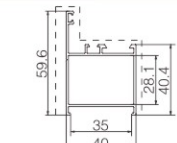
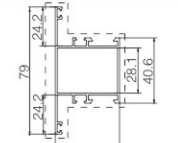
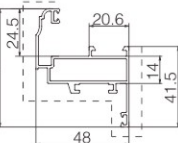
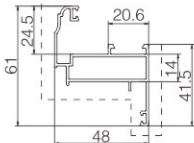
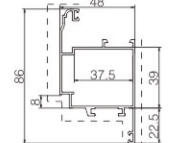

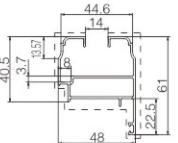
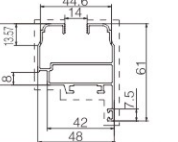
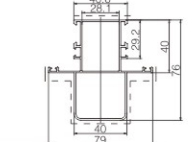
理论重量仅供参考

 27.5 16	 24.8 50 37.8	 24.8 50 37.8	 51.5 63	 48.9 15
SX-EXP2133.装饰料 1.4mm 0.214kg	SX-EXP2134.边框 1.5mm 0.927kg	SX-EXP2135.边框 1.5mm 0.901kg	SX-EXP2136.边框 1.5mm 0.802kg	SX-EXP2137.边框 1.5mm 0.392kg
 36 42.25	 51.2 50 29.2	 27 71 50	 43.2 87.2 50	 67.7 58.1 45.7
SX-EXP2138.边框 1.6mm 0.744kg	SX-EXP2139.外框 1.25mm 0.928kg	SX-EXP2140.中框 1.5mm 0.897kg	SX-EXP2141.中框 1.4mm 1.044kg	SX-EXP2142.内开扇 1.4mm 0.992kg
 79.9 58.2	 57.9 58.2 97.4	 39 54.2 61	 5 70	 45 20 18.04
SX-EXP2143.内开扇 1.2mm 1.355kg	SX-EXP2144.外开扇 1.4mm 1.356kg	SX-EXP2145.边框 1.4mm 1.084kg	SX-EXP2146.装饰料 1.5mm 0.372kg	SX-EXP2147.装饰料 1.5mm 0.285kg
 43.2 87.2 130.5 33.8	 123.5 8.5	 17.6 16.2 36.2	 28 26.4 19.52	 26.4 19.5 18
SX-EXP2148.加强中框 1.3mm 2.152kg	SX-EXP2149.扣板 1.6mm 0.966kg	SX-EXP2150.边框 1.3mm 0.380kg	SX-EXP2151.压线 1.2mm 0.321kg	SX-EXP2152.压线 1.3mm 0.220kg
 26.4 19.5 21	 19.5 4.5	 43.6 58.2 83.6		
SX-EXP2153.压线 1.0mm 0.227kg	SX-EXP2154.铝滑条 1.0mm 0.146kg	SX-EXP2155.外开扇 1.2mm 1.122kg		

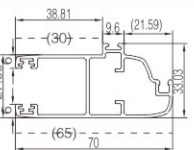
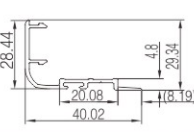
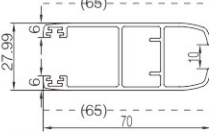
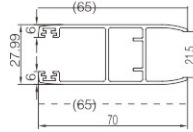
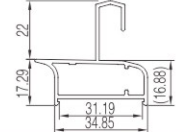
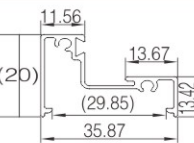
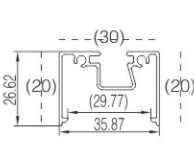
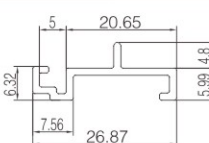
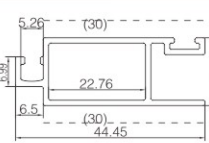
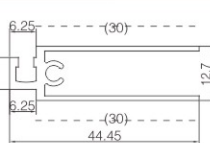
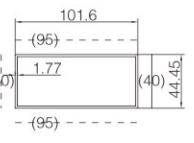
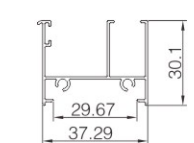
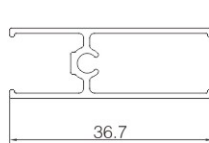
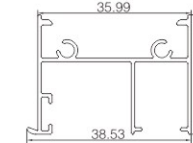
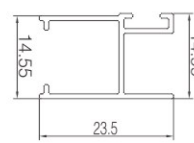
毛里求斯 (Mauritius)

 43.5 40 24 配 WM009	 59.6 40 40.4 配 WM009	 63 40 24.6 配 WM009	 79 40 40.6 配 WM009	 48 61 41.5 42 配 WM009
SX-WM001.平开框 1.3mm 0.585kg	SX-WM002.平开框 1.3mm 0.699kg	SX-WM003.平开框 1.3mm 0.732kg	SX-WM004.平开框 1.3mm 0.848kg	SX-WM005.平开扇 1.3mm 0.803kg
 48 19 41.5 42 配 WM009	 48 77 27 42 配 WM009	 48 86 66.5 42 配 WM009	 23.5 24	 10.5 103 8
SX-WM006.平开扇 1.3mm 0.739kg	SX-WM007.外开扇 1.3mm 0.875kg	SX-WM008.内开扇 1.3mm 1.001kg	SX-WM009.压线 1.0mm 0.187kg	SX-WM010.扣板 0.8mm 0.519kg
 70 60 16 50 32	 19 32 40 60 70	 73.4 20.7 35 32.6 60 70	 62 18 11.6 20.8	 60 18 16 14.8 24
SX-WM058.上滑 1.2mm 0.992kg	SX-WM059.下滑 1.2mm 0.937kg	SX-WM060.边封 1.2mm 0.773kg	SX-WM061.上方 1.2mm 0.724kg	SX-WM062.光企 1.2mm 0.694kg
 33 50 24.6 57.8 48.2	 56 18 24 33.5 38	 62 22 61 70	 48 31.5 9 31.5	 50 16 23 5.7 35
SX-WM063.收口 1.2mm 0.352kg	SX-WM064.勾企 1.2mm 0.684kg	SX-WM065.转接框 1.2mm 0.697kg	SX-WM066.铝条 1.0mm 0.173kg	SX-WM067.单轨下滑 1.3mm 0.782kg

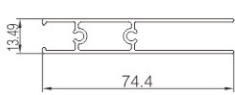

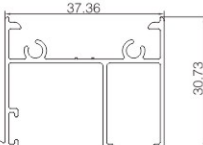
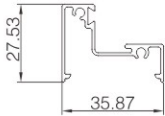
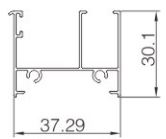
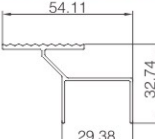
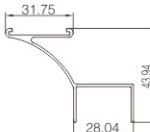
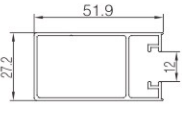
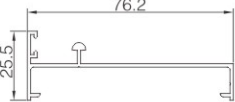
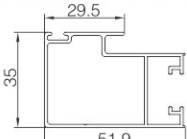
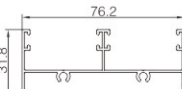
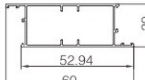
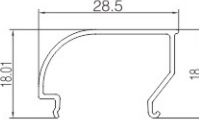

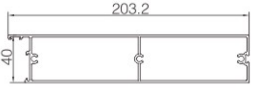
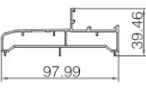
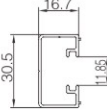
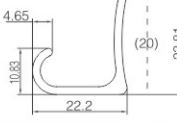
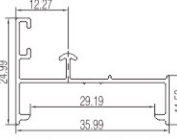
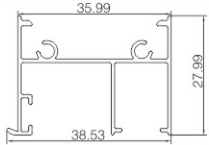
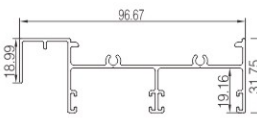
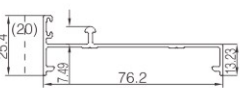
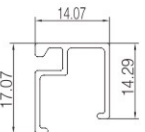
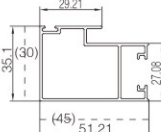
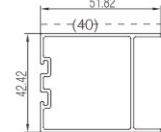
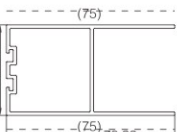
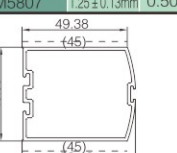
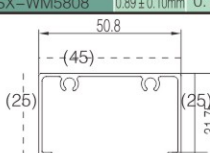
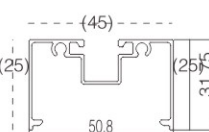
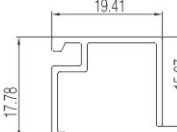
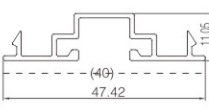
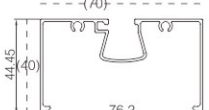
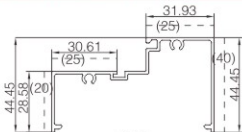
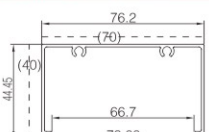
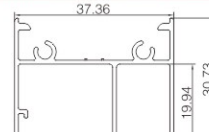
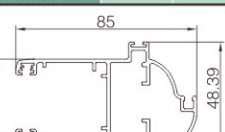
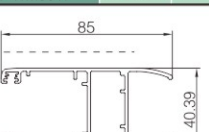
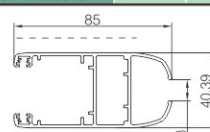
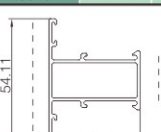
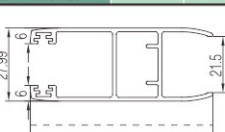
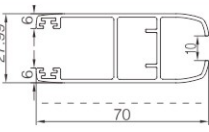
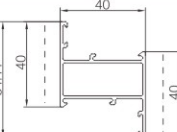
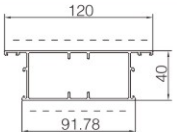
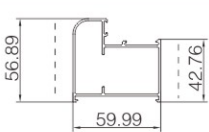
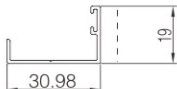
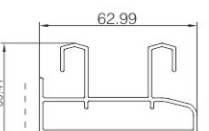
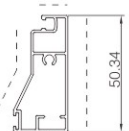
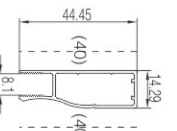
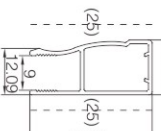
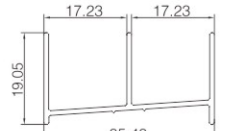
理论重量仅供参考

				
SX-WM068. 宽轨下滑 1.3mm 1.197kg	SX-WM069. 上下方 1.3mm 0.855kg	SX-WM070. 光企 1.3mm 0.878kg	SX-WM071. 勾企 1.3mm 0.830kg	SX-WM072. 收口 1.2mm 0.390kg
				
SX-WM173. 压线 1.0mm 0.187kg	SX-WM174. 固定框 1.4mm 0.646kg	SX-WM175. 外开扇 A 1.3mm 1.011kg	SX-WM176. 外开扇 B 1.3mm 0.947kg	SX-WM177. 梯形管 1.0mm 0.484kg
				
SX-WM178. 导轨 A 1.5mm 0.370kg	SX-WM179. 导轨 B 1.5mm 0.356kg	SX-WM180. 36×36 角码 4.0mm 0.700kg	SX-WM181. 65×65 角码 2.0mm 1.406kg	SX-WM182. 57×57 角码 2.0mm 1.188kg
				
SX-WM183. 内开扇 1.3mm 0.838kg	SX-WM184. 压线 1.0mm 0.142kg	SX-WM185. 压座 1.0mm 0.179kg	SX-WM2585. 平开门窗 1.25mm 0.688kg	SX-WM2586. 平开门窗挺 1.25mm 0.835kg
				
SX-WM2587. 内开扇 1.25mm 0.785kg	SX-WM2588. 内开扇 1.25mm 0.722kg	SX-WM2589. 内开扇 1.25mm 0.979kg	SX-WM2596. 外开扇 A 1.25mm 0.977kg	SX-WM2597. 内开扇 1.25mm 0.807kg
				
SX-WM2611. 内开扇 1.25mm 0.871kg	SX-WM2774. 加强中挺 1.25mm 1.223kg			

墨西哥 (Mexico)

				
SX-WM5771 1.3±0.13mm 0.921kg	SX-WM5772 1.38±0.13mm 0.318kg	SX-WM5773 1.48±0.15mm 0.917kg	SX-WM5774 1.45±0.15mm 0.894kg	SX-WM5775 1.3±0.13mm 0.536kg
				
SX-WM5776 1.0±0.13mm 0.345kg	SX-WM5777 1.0±0.13mm 0.398kg	SX-WM5778 1.34±0.13mm 0.176kg	SX-WM5779 1.24±0.13mm 0.424kg	SX-WM5780 1.09±0.13mm 0.375kg
				
SX-WM5781 1.77±0.15mm 1.372kg	SX-WM5782 0.79±0.10mm 0.329kg	SX-WM5783 0.95±0.10mm 0.250kg	SX-WM5784 0.79±0.10mm 0.322kg	SX-WM5785 0.84±0.10mm 0.158kg

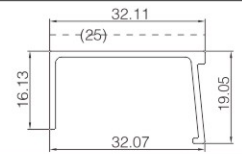
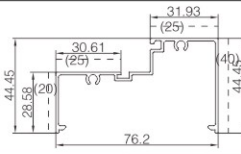
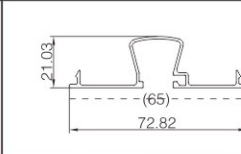
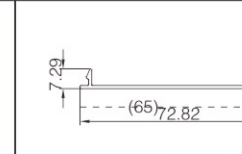
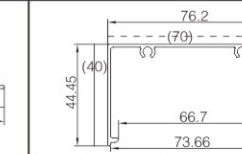
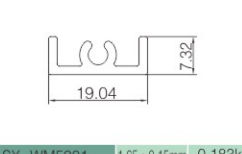
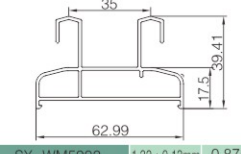
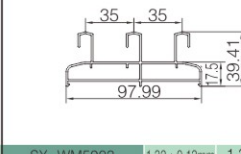
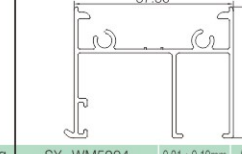
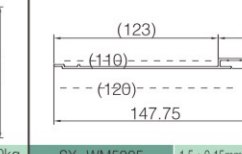
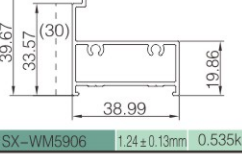
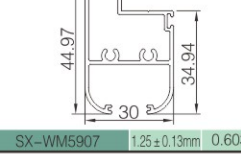
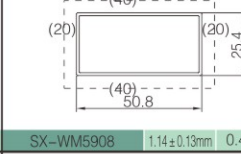
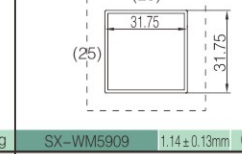
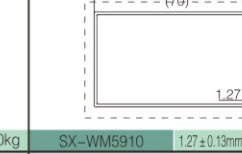
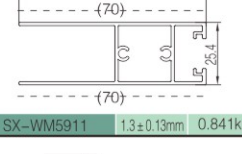
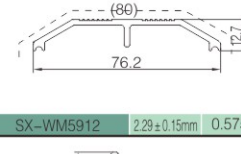
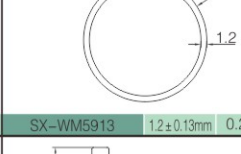
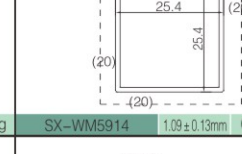
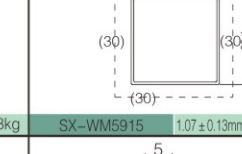
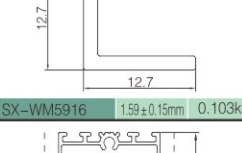
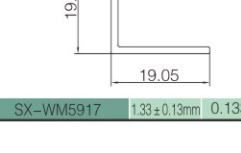
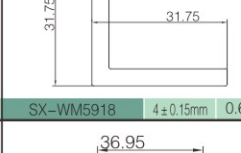
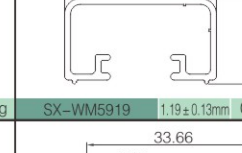

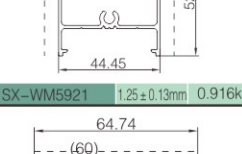
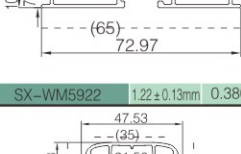
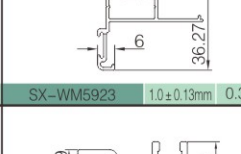
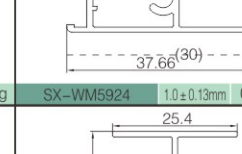
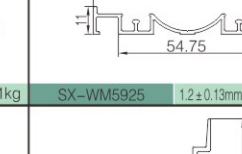
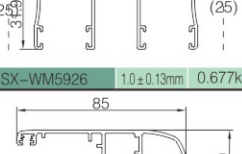
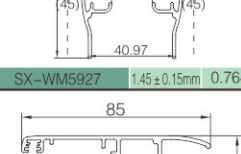
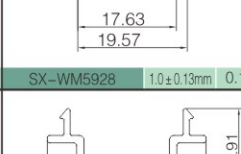
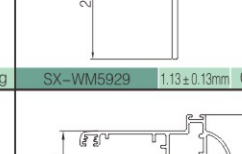
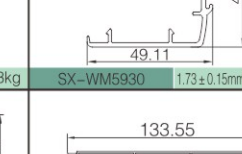
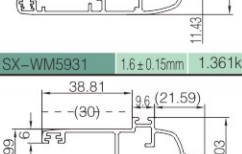
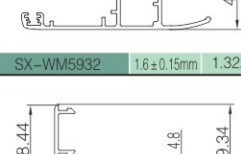
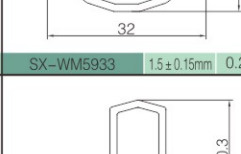
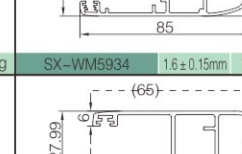
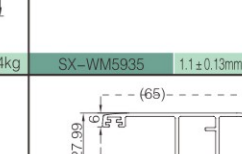
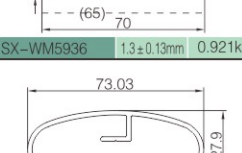
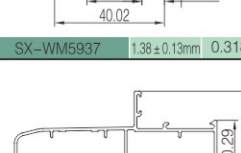
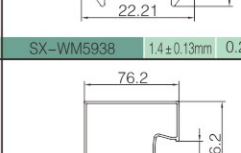
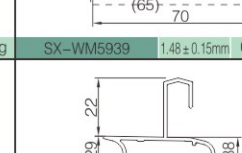
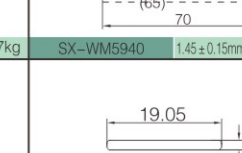
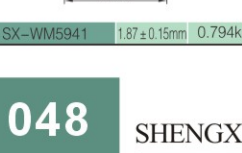
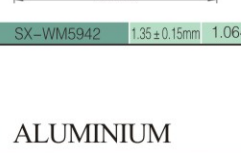


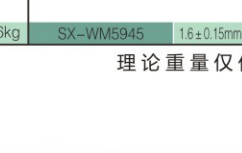
理论重量仅供参考

				
SX-WM5786 1.23±0.13mm 0.627kg	SX-WM5787 1.0±0.13mm 0.341kg	SX-WM5788 0.91±0.10mm 0.390kg	SX-WM5789 1.0±0.13mm 0.345kg	SX-WM5790 0.79±0.10mm 0.329kg
				
SX-WM5791 1.09±0.13mm 0.411kg	SX-WM5792 1.13±0.13mm 0.446kg	SX-WM5793 1.15±0.13mm 0.556kg	SX-WM5794 1.25±0.13mm 0.479kg	SX-WM5795 1.15±0.13mm 0.644kg
				
SX-WM5796 1.05±0.13mm 0.641kg	SX-WM5797 1.4±0.13mm 1.303kg	SX-WM5798 0.93±0.1mm 0.160kg	SX-WM5799 1.5±0.15mm 1.333kg	SX-WM5800 1.7±0.15mm 2.529kg
				
SX-WM5801 1.06kg 1.35±0.13mm	SX-WM5802 1.05±0.13mm 0.259kg	SX-WM5803 1.83mm 0.270kg	SX-WM5804 0.84±0.10mm 0.221kg	SX-WM5805 0.79±0.10mm 0.322kg
				
SX-WM5806 1.19±0.13mm 0.843kg	SX-WM5807 1.25±0.13mm 0.501kg	SX-WM5808 0.89±0.10mm 0.136kg	SX-WM5809 1.14±0.13mm 0.623kg	SX-WM5810 1.25±0.13mm 0.694kg
				
SX-WM5811 1.57±0.15mm 1.078kg	SX-WM5812 1.14±0.15mm 0.815kg	SX-WM5813 1.14±0.13mm 0.466kg	SX-WM5814 0.97±0.10mm 0.509kg	SX-WM5815 1.04±0.13mm 0.171kg
				
SX-WM5816 1.04±0.13mm 0.277kg	SX-WM5817 1.14±0.13mm 0.771kg	SX-WM5818 1.24±0.13mm 0.700kg	SX-WM5819 1.27±0.13mm 0.644kg	SX-WM5820 0.91±0.10mm 0.390kg
				
SX-WM5821 1.6±0.15mm 1.384kg	SX-WM5822 1.6±0.15mm 1.322kg	SX-WM5823 1.6±0.15mm 1.361kg	SX-WM5824 1.26±0.13mm 0.622kg	SX-WM5825 1.45±0.15mm 0.894kg
				
SX-WM5826 1.48±0.15mm 0.917kg	SX-WM5827 1.26±0.13mm 0.622kg	SX-WM5828 1.41±0.15mm 1.312kg	SX-WM5829 1.41±0.15mm 0.969kg	SX-WM5830 1.15±0.13mm 0.179kg
				
SX-WM5831 1.43±0.15mm 0.918kg	SX-WM5832 1.05±0.13mm 0.527kg	SX-WM5833 1.02mm 0.327kg	SX-WM5834 0.97mm 0.243kg	SX-WM5835 0.98mm 0.233kg

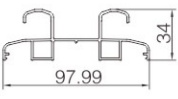
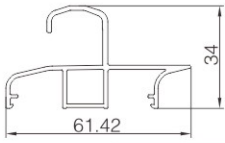
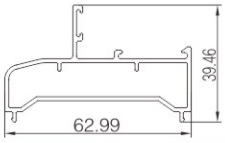

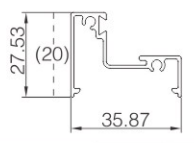
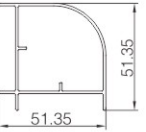
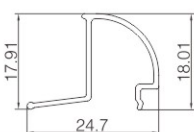
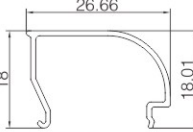
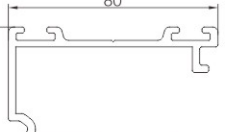
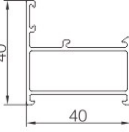
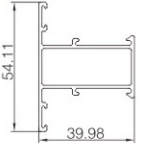
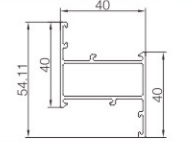
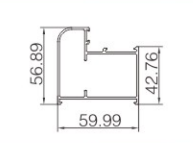
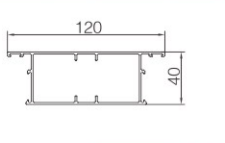
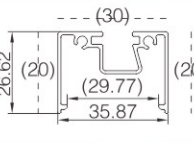
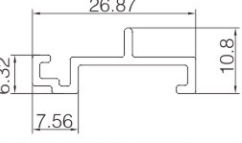
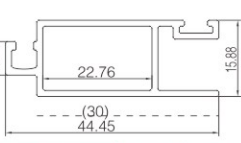
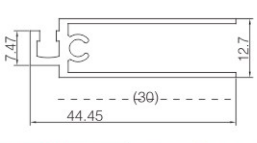
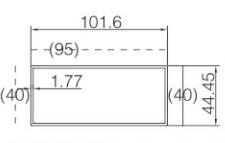
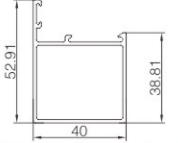


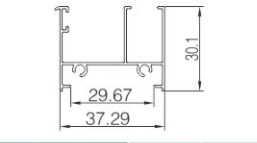
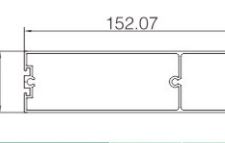
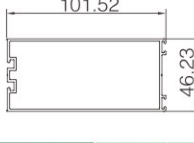
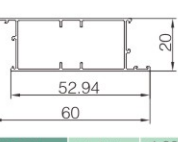
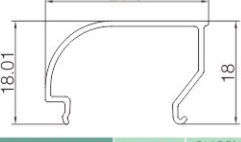
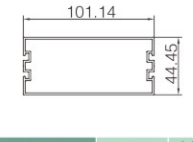
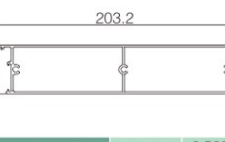
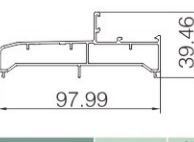
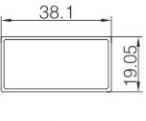
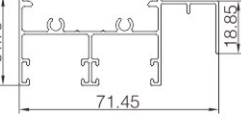
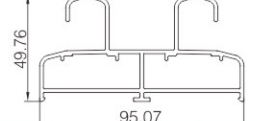
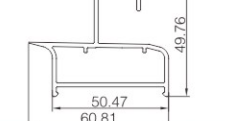
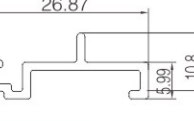
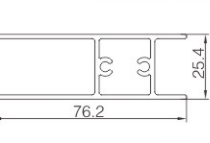
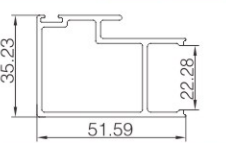
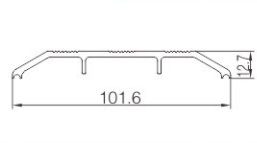

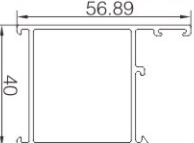
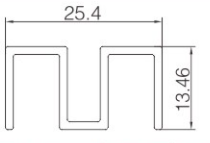
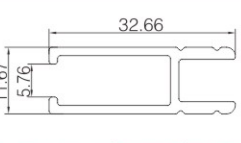
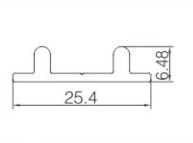
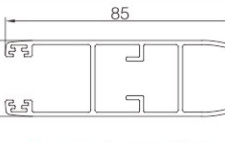
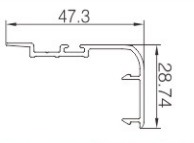
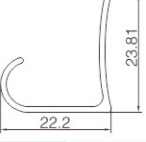
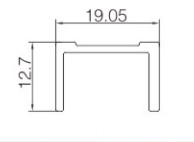

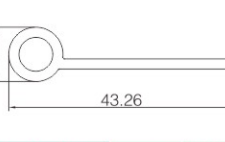
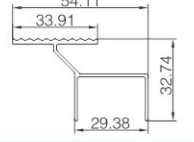
理论重量仅供参考

SX-WM5836 1.0mm 0.200kg	SX-WM5837 1.45mm 1.009kg	SX-WM5838 1.83mm 0.270kg	SX-WM5839 1.02±0.13mm 0.138kg	SX-WM5840 1.15±0.13mm 0.309kg
SX-WM5841 1.20±0.13mm 0.325kg	SX-WM5842 1.15±0.13mm 0.512kg	SX-WM5843 1.15±0.13mm 0.369kg	SX-WM5844 1.35±0.15mm 0.709kg	SX-WM5845 1.02±0.13mm 0.428kg
SX-WM5846 1.06±0.13mm 0.545kg	SX-WM5847 0.98±0.10mm 0.111kg	SX-WM5848 1.19±0.13mm 0.695kg	SX-WM5849 1.07±0.13mm 0.345kg	SX-WM5850 1.19±0.13mm 0.565kg
SX-WM5851 0.91±0.10mm 0.251kg	SX-WM5852 0.84±0.10mm 0.221kg	SX-WM5853 0.95±0.10mm 0.250kg	SX-WM5854 1.3±0.13mm 0.828kg	SX-WM5855 1.35±0.13mm 0.291kg
SX-WM5856 1.3±0.13mm 0.313kg	SX-WM5857 0.79±0.10mm 0.322kg	SX-WM5858 0.84±0.10mm 0.158kg	SX-WM5859 1.19±0.13mm 0.843kg	SX-WM5860 1.19±0.13mm 0.564kg
SX-WM5861 1.19±0.13mm 0.379kg	SX-WM5862 1.25±0.13mm 0.501kg	SX-WM5863 1.14±0.13mm 0.428kg	SX-WM5864 1.04±0.13mm 0.481kg	SX-WM5865 1.17±0.13mm 0.368kg
SX-WM5866 1.14±0.13mm 0.444kg	SX-WM5867 1.25±0.13mm 0.369kg	SX-WM5868 1.23±0.13mm 0.627kg	SX-WM5869 0.89±0.10mm 0.136kg	SX-WM5870 0.89±0.10mm 0.117kg
SX-WM5871 1.14±0.13mm 0.480kg	SX-WM5872 1.14±0.13mm 0.623kg	SX-WM5873 1.25±0.13mm 0.694kg	SX-WM5874 1.57±0.15mm 1.078kg	SX-WM5875 1.14±0.15mm 0.815kg
SX-WM5876 1.25±0.13mm 0.898kg	SX-WM5877 1.4±0.13mm 1.370kg	SX-WM5878 1.19±0.13mm 0.642kg	SX-WM5879 1.27±0.13mm 0.227kg	SX-WM5880 1.14±0.13mm 0.342kg
SX-WM5881 1.02±0.13mm 0.148kg	SX-WM5882 1.6±0.15mm 0.706kg	SX-WM5883 1.6±0.15mm 0.791kg	SX-WM5884 1.57±0.15mm 1.502kg	SX-WM5885 1.85±0.15mm 2.178kg

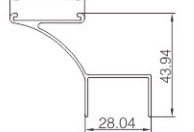
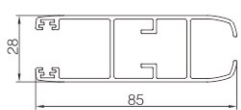
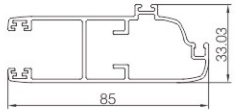
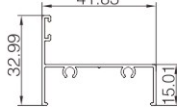
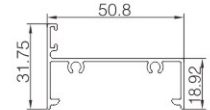

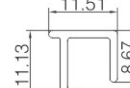
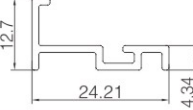
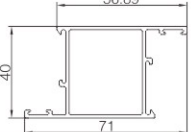
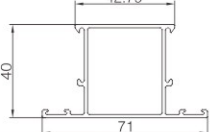

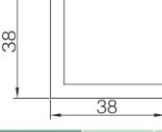
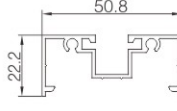

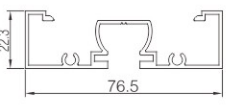
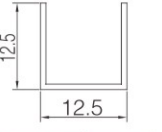
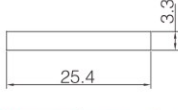
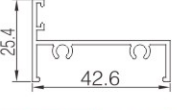
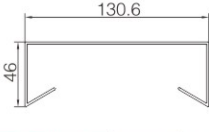
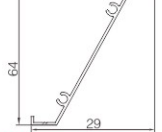
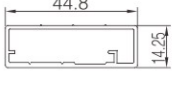
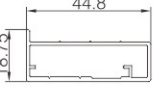
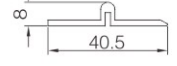
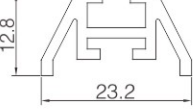
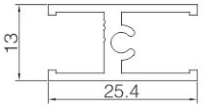
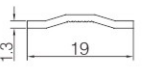
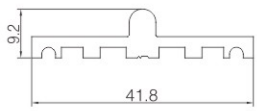

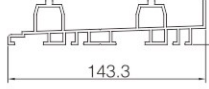

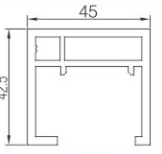
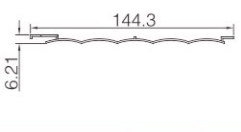
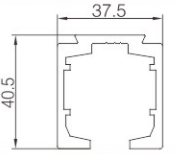
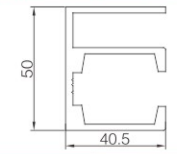
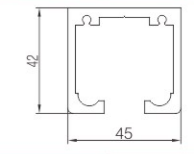
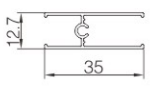
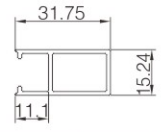
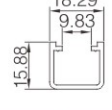
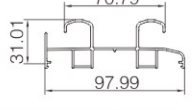
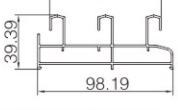
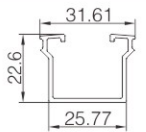

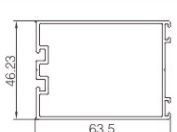
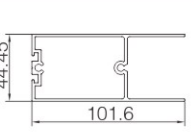
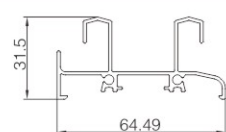
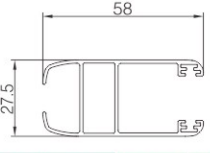
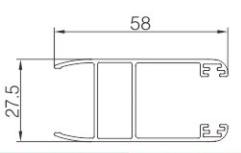
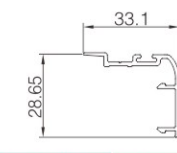
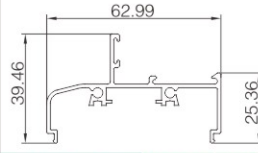
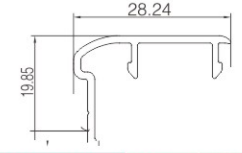
理论重量仅供参考

 SX-WM5896 1.22±0.13mm 0.229kg	 SX-WM5897 1.24±0.13mm 0.700kg	 SX-WM5898 1.04±0.13mm 0.411kg	 SX-WM5899 1.16±0.13mm 0.273kg	 SX-WM5900 1.27±0.13mm 0.644kg
 SX-WM5901 1.65±0.15mm 0.183kg	 SX-WM5902 1.32±0.13mm 0.875kg	 SX-WM5903 1.32±0.13mm 1.300kg	 SX-WM5904 0.91±0.10mm 0.390kg	 SX-WM5905 1.5±0.15mm 0.690kg
 SX-WM5906 1.24±0.13mm 0.535kg	 SX-WM5907 1.25±0.13mm 0.603kg	 SX-WM5908 1.14±0.13mm 0.458kg	 SX-WM5909 1.14±0.13mm 0.380kg	 SX-WM5910 1.27±0.13mm 0.816kg
 SX-WM5911 1.3±0.13mm 0.841kg	 SX-WM5912 2.29±0.15mm 0.575kg	 SX-WM5913 1.2±0.13mm 0.248kg	 SX-WM5914 1.09±0.13mm 0.288kg	 SX-WM5915 1.07±0.13mm 0.431kg
 SX-WM5916 1.59±0.15mm 0.103kg	 SX-WM5917 1.33±0.13mm 0.133kg	 SX-WM5918 4±0.15mm 0.647kg	 SX-WM5919 1.19±0.13mm 0.283kg	 SX-WM5920 1±0.13mm 0.191kg
 SX-WM5921 1.25±0.13mm 0.916kg	 SX-WM5922 1.22±0.13mm 0.380kg	 SX-WM5923 1.0±0.13mm 0.385kg	 SX-WM5924 1.0±0.13mm 0.301kg	 SX-WM5925 1.2±0.13mm 0.400kg
 SX-WM5926 1.0±0.13mm 0.677kg	 SX-WM5927 1.45±0.15mm 0.764kg	 SX-WM5928 1.0±0.13mm 0.142kg	 SX-WM5929 1.13±0.13mm 0.153kg	 SX-WM5930 1.73±0.15mm 0.549kg
 SX-WM5931 1.6±0.15mm 1.361kg	 SX-WM5932 1.6±0.15mm 1.322kg	 SX-WM5933 1.5±0.15mm 0.253kg	 SX-WM5934 1.6±0.15mm 1.384kg	 SX-WM5935 1.1±0.13mm 0.885kg
 SX-WM5936 1.3±0.13mm 0.921kg	 SX-WM5937 1.38±0.13mm 0.318kg	 SX-WM5938 1.4±0.13mm 0.227kg	 SX-WM5939 1.48±0.15mm 0.917kg	 SX-WM5940 1.45±0.15mm 0.894kg
 SX-WM5941 1.87±0.15mm 0.794kg	 SX-WM5942 1.35±0.15mm 1.064kg	 SX-WM5943 1.61±0.15mm 1.241kg	 SX-WM5944 1.3±0.13mm 0.536kg	 SX-WM5945 1.6±0.15mm 0.082kg

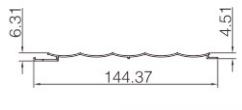
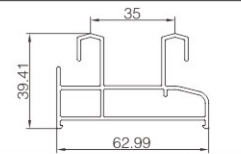
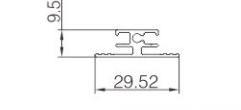
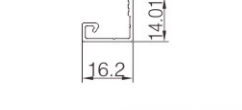
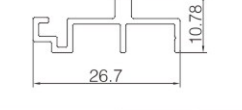
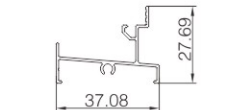
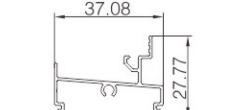
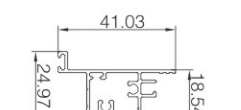
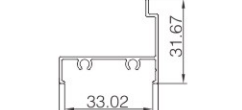
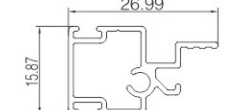
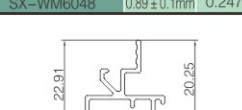
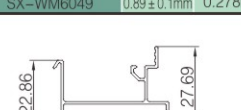
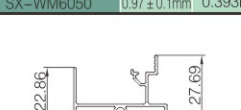
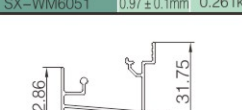
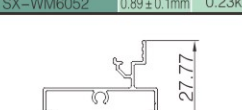
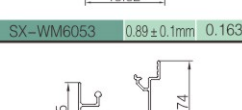
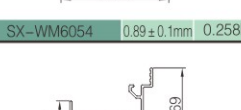
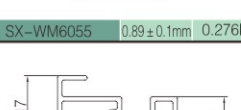

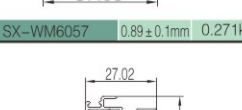
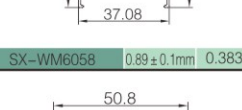
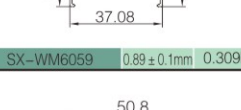

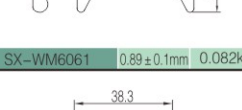
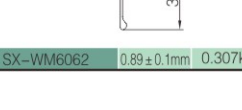
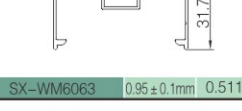
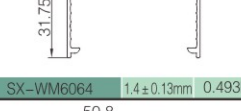
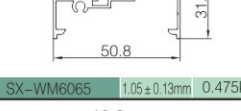
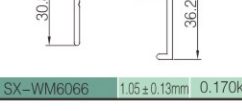

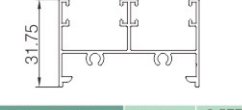
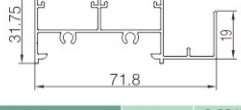
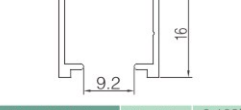


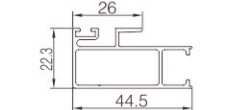
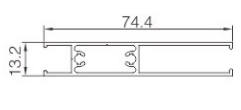
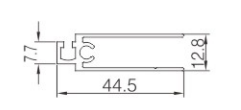
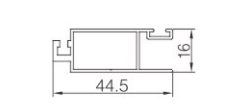
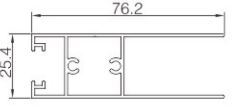
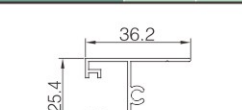
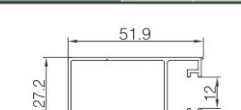
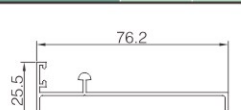
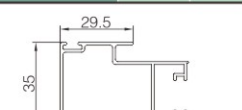
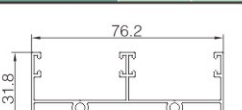
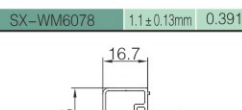
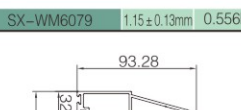
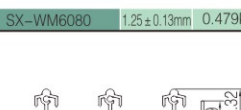
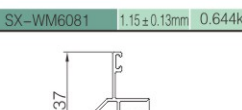
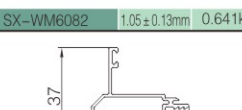
理论重量仅供参考

 SX-WM5946 1.35±0.13mm 1.081kg	 SX-WM5947 1.35±0.13mm 0.647kg	 SX-WM5948 1.35±0.13mm 0.73kg	 SX-WM5949 1.2±0.13mm 0.27kg	 SX-WM5950 1.0±0.13mm 0.345kg
 SX-WM5951 1.24±0.13mm 0.667kg	 SX-WM5952 0.93±0.1mm 0.141kg	 SX-WM5953 0.93±0.1mm 0.154kg	 SX-WM5954 1.25±0.13mm 0.297kg	 SX-WM5955 1.26±0.13mm 0.544kg
 SX-WM5956 1.26±0.13mm 0.622kg	 SX-WM5957 1.26±0.13mm 0.622kg	 SX-WM5958 1.41±0.15mm 0.969kg	 SX-WM5959 1.41±0.15mm 1.312kg	 SX-WM5960 0.398kg 1.0±0.13mm
 SX-WM5961 1.34±0.13mm 0.176kg	 SX-WM5962 1.24±0.13mm 0.424kg	 SX-WM5963 1.09±0.13mm 0.375kg	 SX-WM5964 1.77±0.15mm 1.372kg	 SX-WM5965 1.41±0.13mm 0.683kg
 SX-WM5966 1.444kg 1.51±0.15mm	 SX-WM5967 1.02±0.13mm 0.074kg	 SX-WM5968 0.79±0.10mm 0.329kg	 SX-WM5969 1.7±0.15mm 0.316kg	 SX-WM5970 1.51±0.15mm 1.296kg
 SX-WM5971 1.4±0.13mm 1.303kg	 SX-WM5972 0.93±0.1mm 0.160kg	 SX-WM5973 1.5±0.15mm 1.333kg	 SX-WM5974 1.7±0.15mm 2.529kg	 SX-WM5975 1.35±0.13mm 1.06kg
 SX-WM5976 1.02±0.13mm 0.306kg	 SX-WM5977 1.02±0.13mm 0.67kg	 SX-WM5978 1.73±0.15mm 1.724kg	 SX-WM5979 1.73±0.15mm 0.946kg	 SX-WM5980 1.34±0.13mm 0.176kg
 SX-WM5981 1.68±0.15mm 1.005kg	 SX-WM5982 1.69±0.15mm 0.822kg	 SX-WM5983 2.79±0.15mm 0.866kg	 SX-WM5984 1.4±0.15mm 0.578kg	 SX-WM5985 1.4±0.15mm 0.725kg
 SX-WM5986 1.27±0.13mm 0.256kg	 SX-WM5987 1.47±0.15mm 0.336kg	 SX-WM5988 1.57±0.15mm 0.183kg	 SX-WM5989 1.5±0.15mm 1.11kg	 SX-WM5990 1.4±0.15mm 0.346kg
 SX-WM5991 1.15±0.13mm 0.172kg	 SX-WM5992 1.9±0.15mm 0.175kg	 SX-WM5993 1.91±0.15mm 0.175kg	 SX-WM5994 1.91±0.15mm 0.311kg	 SX-WM5995 1.09±0.13mm 0.411kg

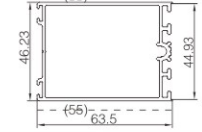
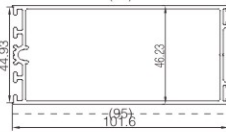
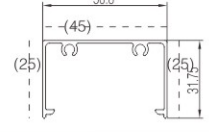
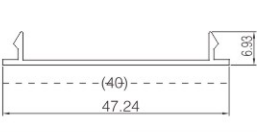
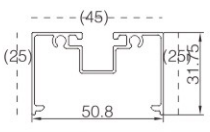
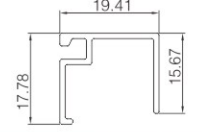
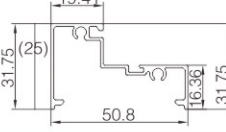
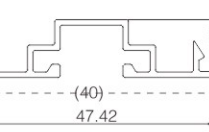
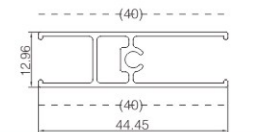
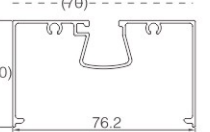
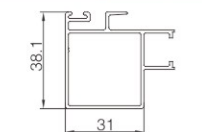
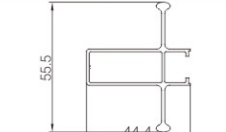
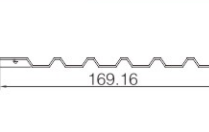
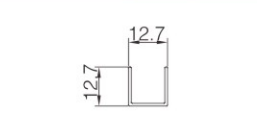
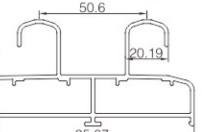
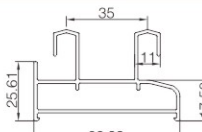
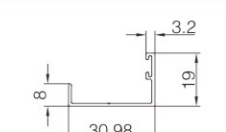
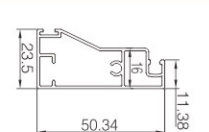
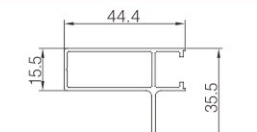
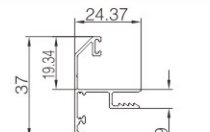
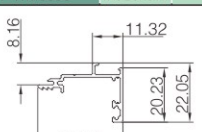
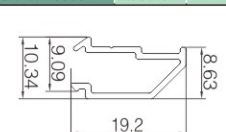
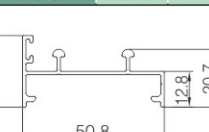
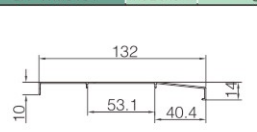

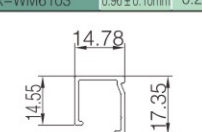
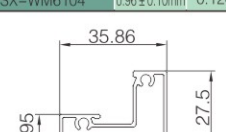
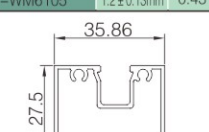
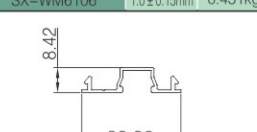
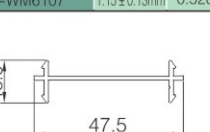
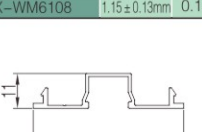
理论重量仅供参考

				
SX-WM5996 1.13±0.13mm 0.446kg	SX-WM5997 1.5±0.15mm 1.132kg	SX-WM5998 1.5±0.15mm 1.104kg	SX-WM5999 0.97±0.1mm 0.295kg	SX-WM6000 1.14±0.13mm 0.427kg
				
SX-WM6001 1.04±0.13mm 0.171kg	SX-WM6002 1.23±0.13mm 0.101kg	SX-WM6003 1.22±0.13mm 0.162kg	SX-WM6004 1.41±0.13mm 0.813kg	SX-WM6005 1.41mm 0.813kg
				
SX-WM6006 1.3±0.13mm 0.702kg	SX-WM6007 4.6±0.17mm 0.894kg	SX-WM6008 1.2±0.13mm 0.53kg	SX-WM6009 4.0±0.20mm 3.036kg	SX-WM6010 1.3±0.13mm 0.81kg
				
SX-WM6011 0.8±0.1mm 0.078kg	SX-WM6012 3.3±0.2mm 0.228kg	SX-WM6013 1.3±0.13mm 0.365kg	SX-WM6014 1.6±0.2mm 1.154kg	SX-WM6015 1.2±0.13mm 0.393kg
				
SX-WM6016 1.2±0.13mm 0.433kg	SX-WM6017 1.2±0.13mm 0.448kg	SX-WM6018 2.0±0.15mm 0.265kg	SX-WM6019 1.6±0.15mm 0.28kg	SX-WM6020 1.3±0.13mm 0.274kg
				
SX-WM6021 1.3±0.13mm 0.07kg	SX-WM6022 3.9±0.2mm 0.395kg	SX-WM6023 1.9±0.15mm 1.111kg	SX-WM6024 1.9±0.15mm 2.272kg	SX-WM6025 2.2±0.2mm 2.683kg
				
SX-WM6026 3.0±0.15mm 1.41kg	SX-WM6027 1.2±0.15mm 0.535kg	SX-WM6028 3.0±0.15mm 1.2kg	SX-WM6029 2.5±0.15mm 1.491kg	SX-WM6030 3.0±0.2mm 1.459kg
				
SX-WM6031 0.86±0.1mm 0.212kg	SX-WM6032 0.27±0.13mm 0.318kg	SX-WM6033 1.4±0.13mm 0.202g/m	SX-WM6034 1.35±0.13mm 1.137kg	SX-WM6035 1.32±0.13mm 1.353kg
				
SX-WM6036 1.35±0.13mm 0.306kg	SX-WM6037 1.2±0.15mm 0.551kg	SX-WM6038 1.3±0.13mm 0.900kg	SX-WM6039 1.57±0.15mm 1.529kg	SX-WM6040 1.25±0.13mm 0.674kg
				
SX-WM6041 1.2±0.13mm 0.646kg	SX-WM6042 1.2±0.13mm 0.623kg	SX-WM6043 1.3±0.13mm 0.279kg	SX-WM6044 1.3±0.13mm 0.608kg	SX-WM6045 1.3±0.13mm 0.205kg

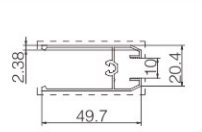
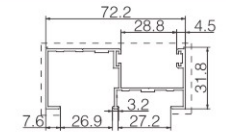
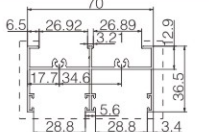
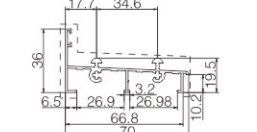
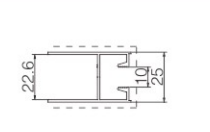
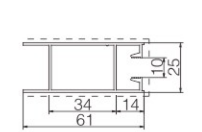
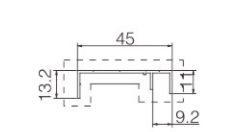
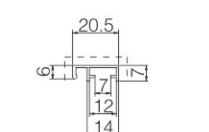
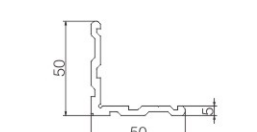
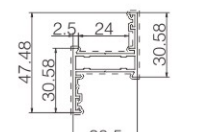
理论重量仅供参考

				
SX-WM6046 1.08±0.13mm 0.481kg	SX-WM6047 1.45±0.13mm 0.965kg	SX-WM6114 0.89±0.1mm 0.207kg	SX-WM6115 1.0±0.13mm 0.116kg	SX-WM6116 1.0±0.13mm 0.171kg
				
SX-WM6048 0.89±0.1mm 0.247kg	SX-WM6049 0.89±0.1mm 0.278kg	SX-WM6050 0.97±0.1mm 0.393kg	SX-WM6051 0.97±0.1mm 0.261kg	SX-WM6052 0.89±0.1mm 0.23kg
				
SX-WM6053 0.89±0.1mm 0.163kg	SX-WM6054 0.89±0.1mm 0.258kg	SX-WM6055 0.89±0.1mm 0.276kg	SX-WM6056 0.89±0.1mm 0.324kg	SX-WM6057 0.89±0.1mm 0.271kg
				
SX-WM6058 0.89±0.1mm 0.383kg	SX-WM6059 0.89±0.1mm 0.309kg	SX-WM6060 0.89±0.1mm 0.266kg	SX-WM6061 0.89±0.1mm 0.082kg	SX-WM6062 0.89±0.1mm 0.307kg
				
SX-WM6063 0.95±0.1mm 0.511kg	SX-WM6064 1.4±0.13mm 0.493kg	SX-WM6065 1.05±0.13mm 0.475kg	SX-WM6066 1.05±0.13mm 0.170kg	SX-WM6067 1.2±0.13mm 0.384kg
				
SX-WM6068 1.05±0.13mm 0.577kg	SX-WM6069 1.05±0.13mm 0.691kg	SX-WM6070 1.05±0.13mm 0.163kg	SX-WM6071 1.15±0.13mm 0.374kg	SX-WM6072 1.1±0.13mm 0.295kg
				
SX-WM6073 1.15±0.13mm 0.499kg	SX-WM6074 1.2±0.13mm 0.635kg	SX-WM6075 1.05±0.13mm 0.37kg	SX-WM6076 1.05±0.13mm 0.397kg	SX-WM6077 1.2±0.13mm 0.79kg
				
SX-WM6078 1.1±0.13mm 0.391kg	SX-WM6079 1.15±0.13mm 0.556kg	SX-WM6080 1.25±0.13mm 0.479kg	SX-WM6081 1.15±0.13mm 0.644kg	SX-WM6082 1.05±0.13mm 0.641kg
				
SX-WM6083 1.05±0.13mm 0.259kg	SX-WM6084 1.8±0.15mm 2.465kg	SX-WM6085 2.8±0.15mm 2.065kg	SX-WM6086 0.96±0.10mm 0.244kg	SX-WM6087 0.96±0.10mm 0.27kg
				
SX-WM6088 0.89±0.1mm 0.105kg	SX-WM6089 1.15±0.13mm 0.514kg	SX-WM6090 1.15±0.13mm 0.581kg	SX-WM6091 0.96±0.1mm 0.203kg	SX-WM6092 0.96±0.1mm 0.234kg


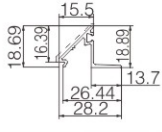
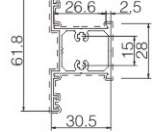
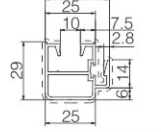
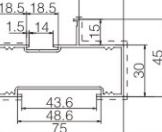
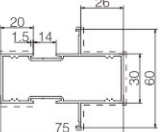
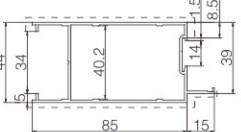

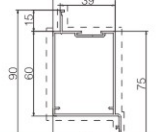
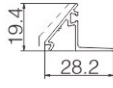
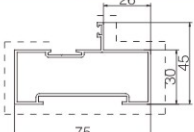
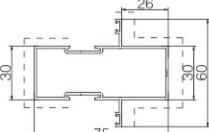
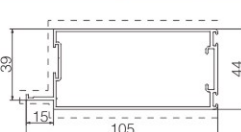
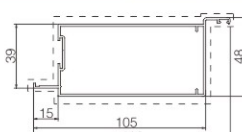
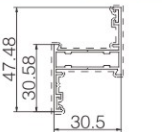
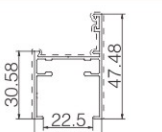
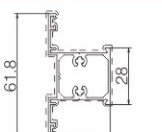
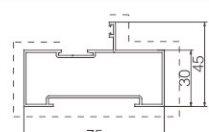
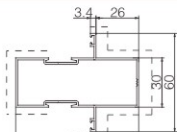
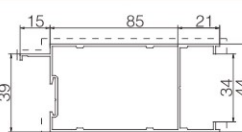
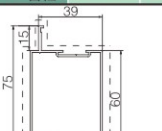
理论重量仅供参考

 SX-WM5886 1.45±0.15mm 0.998kg	 SX-WM5887 1.45±0.15mm 1.386kg	 SX-WM5888 1.14±0.13mm 0.466kg	 SX-WM5889 1.04±0.13mm 0.174kg	 SX-WM5890 0.97±0.10mm 0.509kg
 SX-WM5891 1.04±0.13mm 0.171kg	 SX-WM5892 1.02±0.13mm 0.451kg	 SX-WM5893 1.04±0.13mm 0.277kg	 SX-WM5894 1.0±0.13mm 0.341kg	 SX-WM5895 1.14±0.13mm 0.771kg
 SX-WM6093 1.2±0.13mm 0.59kg	 SX-WM6094 1.15±0.13mm 0.598kg	 SX-WM6095 1.2±0.15mm 0.689kg	 SX-WM6096 0.89±0.1mm 0.088kg	 SX-WM6097 1.73±0.15mm 1.781kg
 SX-WM6098 1.43±0.15mm 0.918kg	 SX-WM6099 1.15±0.13mm 0.179kg	 SX-WM6100 1.05±0.13mm 0.527kg	 SX-WM6101 1.15±0.13mm 0.485kg	 SX-WM6102 0.96±0.10mm 0.277kg
 SX-WM6103 0.96±0.10mm 0.215kg	 SX-WM6104 0.96±0.10mm 0.120kg	 SX-WM6105 1.2±0.13mm 0.431kg	 SX-WM6106 1.0±0.15mm 0.431kg	 SX-WM6107 1.15±0.13mm 0.528kg
 SX-WM6108 1.15±0.13mm 0.152kg	 SX-WM6109 1.0±0.13mm 0.339kg	 SX-WM6110 1.15±0.13mm 0.428kg	 SX-WM6111 0.95±0.10mm 0.173kg	 SX-WM6112 1.4±0.13mm 0.248kg
 SX-WM6113 0.95±0.10mm 0.237kg				

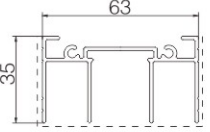
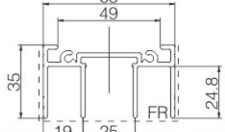
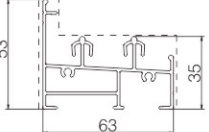
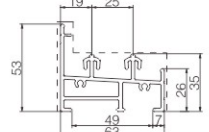
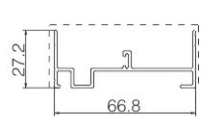
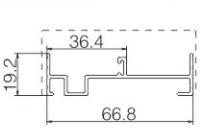
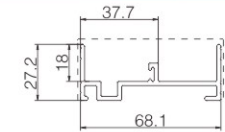
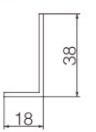
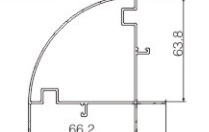
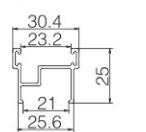
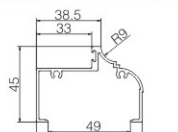
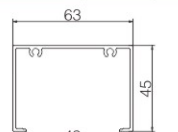
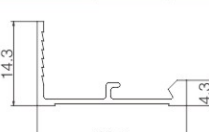
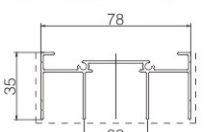
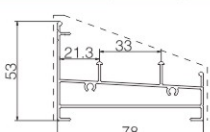
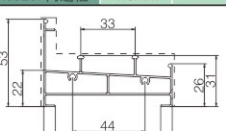
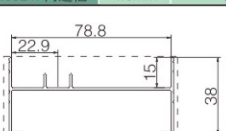
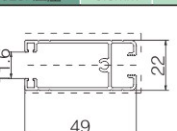
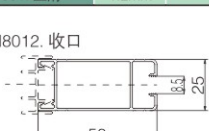
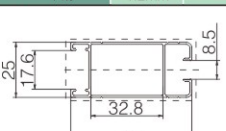
Namibia (纳米比亚)

 SX-WM3589 上下方 1.0mm 0.427kg	 SX-WM3590 边框 1.2mm 0.688kg	 SX-WM3591 边框 1.2mm 0.790kg	 SX-WM3592 下滑 1.2mm 0.712kg	 SX-WM3593 光企 1.2mm 0.426kg
 SX-WM3594 光企 1.2mm 0.626kg	 SX-WM3595 边框 1.2mm 0.245kg	 SX-WM3596 盖板 1.0mm 0.123kg	 SX-WM3597 角码 3.0mm 0.987kg	 SX-WM3598 窗扇 1.2mm 0.463kg

理论重量仅供参考

				
SX-WM3599. 窗框 1.2mm 0.454kg	SX-WM3600. 压线 1.0mm 0.178kg	SX-WM3601. 中挺 1.2mm 0.692kg	SX-WM3602. 勾企 1.4mm 0.565kg	SX-WM3714. 固定框 1.4mm 0.952kg
				
SX-WM3715. 中固 1.4mm 0.996kg	SX-WM3716. 门扇 1.4mm 1.107kg	SX-WM3717. 门扇 1.4mm 1.001kg	SX-WM3718. 门扇 1.4mm 0.967kg	SX-WM4639. 压线 1.0mm 0.182kg
				
SX-WM5014. 固定框 1.4mm 0.933kg	SX-WM5015. 中固 1.4mm 0.986kg	SX-WM5128. 门扇 1.4mm 1.230kg	SX-WM5155. 门扇 1.4mm 1.196kg	SX-WM5729. 窗扇 1.0mm 0.419kg
				
SX-WM5730. 窗框 1.0mm 0.405kg	SX-WM5731. 中挺 1.0mm 0.636kg	SX-WM5732. 固定框 1.2mm 0.813kg	SX-WM5733. 中固 1.2mm 0.866kg	SX-WM5734. 门扇 1.2mm 0.975kg
				
SX-WM5735. 门扇 1.2mm 0.917kg				

Nepal(尼泊尔)

				
SX-N6301A. 上滑 1.35mm 0.826kg	SX-N6301B. 上滑 2.0mm 1.185kg	SX-N6302A. 下滑 1.35mm 1.120kg	SX-N6302B. 下滑 2.0mm 1.553kg	SX-N6303A. 边封 1.35mm 0.560kg
				
SX-N6303B. 边封 1.35mm 0.501kg	SX-N6303C. 边封 2.0mm 0.827kg	SX-N6314. 角铝 2.0mm 0.294kg	SX-N6317A. 转角 90° 1.2mm 1.170kg	SX-N6319. 收口 1.2mm 0.320kg
				
SX-N6320. 门边框 1.5mm 0.741kg	SX-N6321. 门边框 1.5mm 0.729kg	SX-N6323. 压座 0.8mm 0.128kg	N8001. 上滑 1.2mm 0.74kg	N8002. 下滑 1.2mm 0.953kg
				
SX-N8002A. 下滑 1.0mm 0.858kg	N8003. 边封 1.2mm 0.579kg	N8004. 上方 1.2mm 0.50kg	N8012. 收口 1.1mm 0.557kg	SX-N8006A. 光企 0.9mm 0.454kg

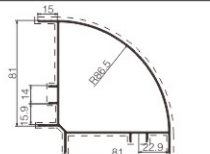
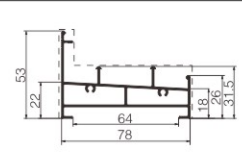
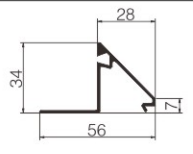
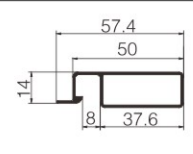
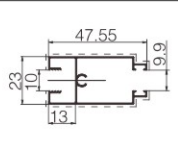
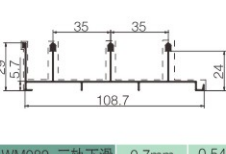
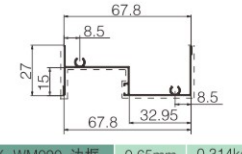
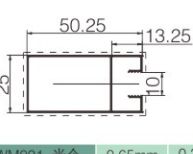
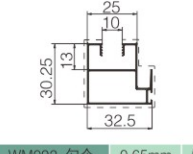
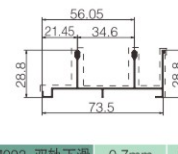
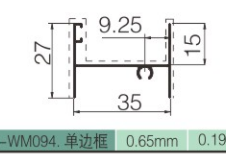
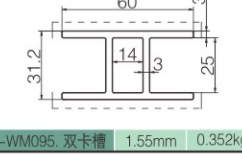
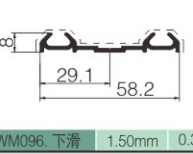
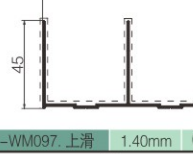
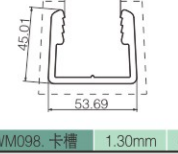
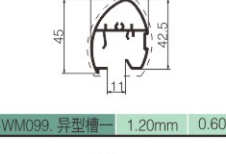
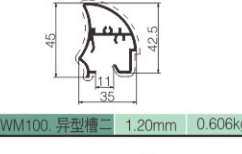
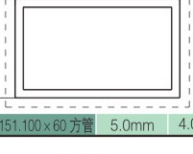
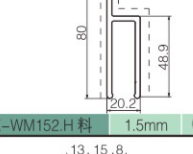
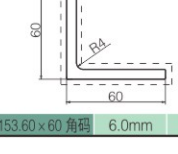
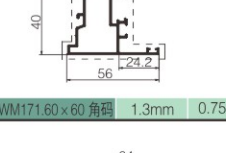

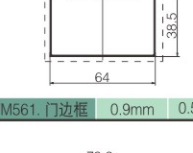
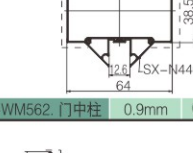
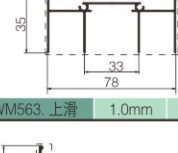
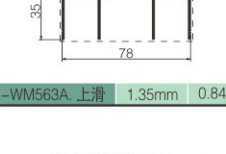
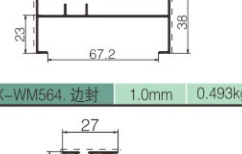
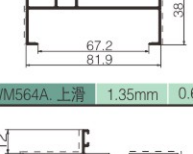
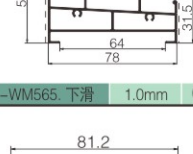
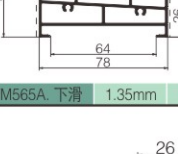
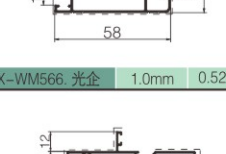
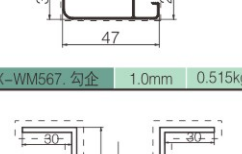
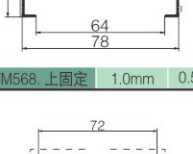
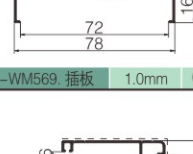
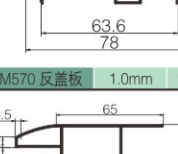
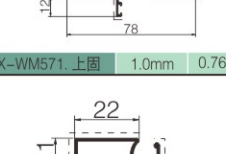

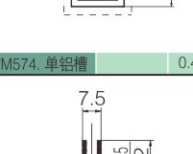

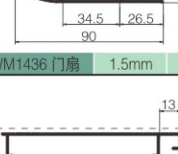
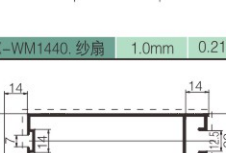
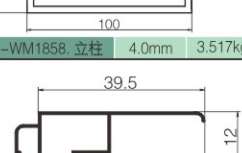
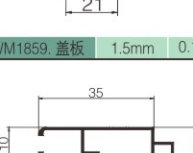
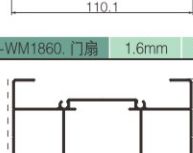
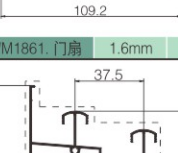




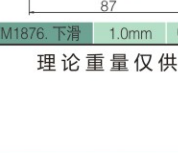
理论重量仅供参考

SX-L9001B 上滑 0.9mm 0.660kg	SX-L9001C 上滑 2.0mm 1.379kg	SX-L9002 下滑 1.2mm 1.131kg	L9002/A 下滑 1.2/1.35mm 1.131/1.349kg	SX-L9002C 下滑 1.0mm 1.018kg
SX-L9002E 下滑 2.0mm 1.930kg	SX-L9002F 下滑 1.0mm 0.925kg	SX-L9003 边封 1.1mm 0.551kg	L9003/A 边封 1.1/1.35mm 0.551/0.676kg	SX-L9003B 边封 0.9mm 0.458kg
SX-L9003C 边封 2.0mm 0.994kg	SX-L9003D 边封 1.1mm 0.599kg	L9004 上方 1.0mm 0.525kg	SX-L9004A 上方 0.9mm 0.483kg	SX-L9004B 上方 1.1mm 0.554kg
L9005 下方 1.2mm 0.773kg	SX-8610 收口 1.2mm 0.705kg	SX-L9006A 光企 0.9mm 0.549kg	L9007 勾企 1.1mm 0.621kg	SX-L9007A 勾企 0.9mm 0.521kg
SX-L9007B 勾企 1.1mm 0.620kg	SX-L9008 中横 1.1mm 0.394kg	L9011B 上固 1.2mm 0.63kg	SX-L9011C 上固 0.9mm 0.502kg	SX-L9011D 上固 1.0mm 0.547kg
SX-L9012 插板 1.0mm 0.349kg	L9013 插板 1.2mm 0.457kg	L9013D 反盖板 1.1mm 0.37kg	SX-L9013E 反盖板 0.9mm 0.310kg	SX-L9013F 反盖板 1.0mm 0.320kg
L9018 压线 0.9mm 0.127kg	SX-L9021 上滑 1.5mm 1.384kg	SX-L9022 下滑 1.5mm 1.666kg	SX-L9023 边封 1.5mm 0.904kg	N9001 上滑 1.2mm 1.047kg
N9002 下滑 1.2mm 0.972kg	N9003 边封 1.2mm 0.892kg	N9004 上方 1.2mm 0.572kg	N9005 下方 1.2mm 0.724kg	N9006 光企 1.2mm 0.686kg
N9007 勾企 1.2mm 0.723kg	N9008 收口 1.1mm 0.351kg	N9009 纱料 1.1mm 0.316kg	SX-N9010 固定框 1.2mm 0.765kg	SX-N9011 上固 1.3mm 1.042kg
SX-N9012 盖板 1.2mm 0.503kg	SX-N9013 门上固 1.3mm 0.909kg	SX-N9014 压线 1.0mm 0.273kg	SX-N9015 门边框 1.2mm 0.806kg	SX-N9016 盖板 1.2mm 0.334kg

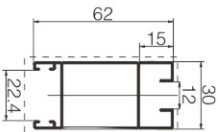
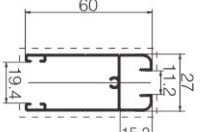
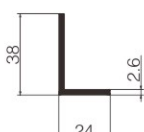
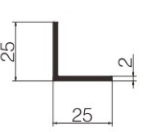
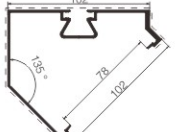
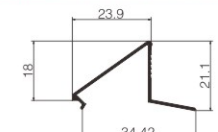
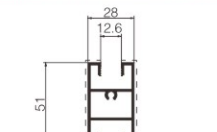
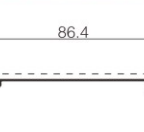
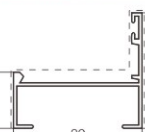
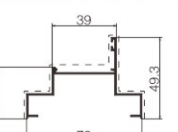
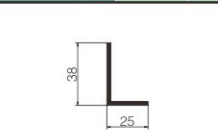
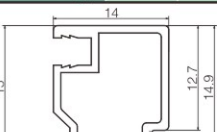
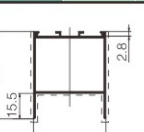
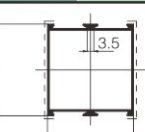
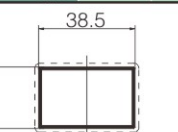
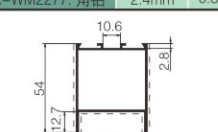
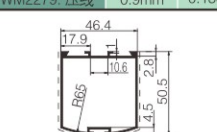
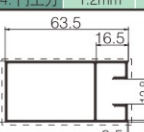
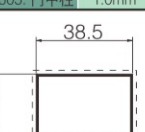

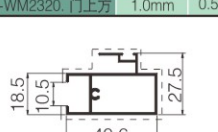
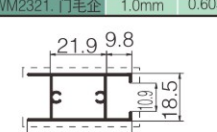
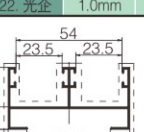
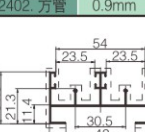
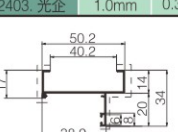
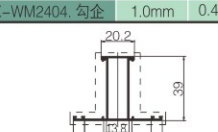
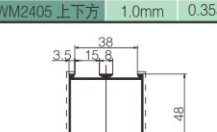
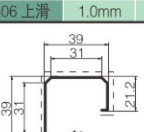

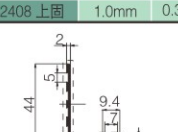


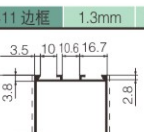
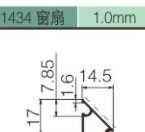

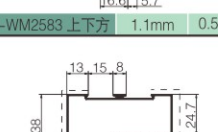
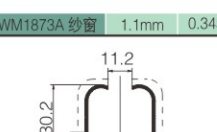
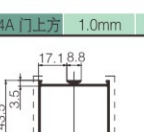
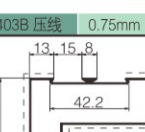
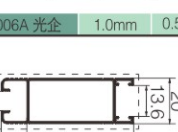
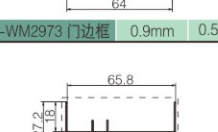

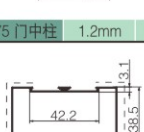

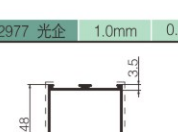


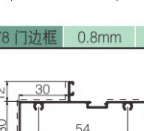

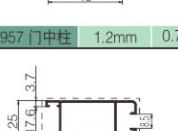
理论重量仅供参考

	7614 门边料 1.2mm 0.781kg		SX-N3801 窗框 1.2mm 0.377kg		SX-N3802 窗扇 1.2mm 0.511kg		SX-N3804 中挺 1.2mm 0.60kg		SX-N3805 框压线 1.2mm 0.238kg
	A0009 压线 0.9mm 0.09kg		SX-A0009B 压线 0.75mm 0.081kg		SX-N4401 门边框 1.1mm 0.655kg		SX-N4402 门中柱 1.0mm 0.653kg		SX-N4403 压线 0.9mm 0.109kg
	SX-N4403A 压线 0.75mm 0.090kg		SX-N4405 门夹 1.8mm 2.473kg		SX-N4412 门上方 1.3mm 0.716kg		SX-N4412A 门上方 1.2mm 0.693kg		SX-N4413 门毛企 1.3mm 0.755kg
	SX-N4413A 门毛企 1.0mm 0.579kg		SX-4601 门上方 1.5mm 0.797kg		SX-4601A 门上方 2.0mm 1.032kg		SX-4601K 中空门上方 2.0mm 1.318kg		SX-4602 门下方 1.5mm 1.049kg
	SX-4602A 门下方 2.0mm 1.324kg		SX-4602K 中空门下方 2.0mm 1.715kg		SX-4603 门光企 1.5mm 0.794kg		SX-4603A 门光企 2.0mm 1.048kg		SX-4603K 中空门光企 2.0mm 1.579kg
	SX-4604 门毛企 1.5mm 0.840kg		SX-4604A 门毛企 2.0mm 1.11kg		SX-4604B 门毛企 1.5mm 1.087kg		SX-4604K 中空门毛企 2.0mm 1.630kg		SX-4605 门拉手 1.5mm 0.887kg
	SX-4608 门中企 1.3mm 0.690kg		SX-4608A 门中企 2.0mm 0.946kg		SX-4610 门压线 0.9mm 0.114kg		SX-4610A 斜压线 0.9mm 0.099kg		SX-4610K 46 中空压线 0.9mm 0.108kg
	SX-4610AK 46 中空压线 0.9mm 0.104kg		SX-N1001 立柱 2.0mm 1.912kg		SX-N1001A 立柱 1.5mm 1.507kg		SX-SX-N1002 横柱 1.3mm 0.988kg		SX-SX-N1002B 横柱 1.1mm 0.88kg
	SX-SX-N1003 横柱 1.6mm 1.385kg		SX-WM077 纱扇 1.2mm 0.391kg		SX-WM078 上方 1.2mm 0.608kg		SX-WM078A 上方 0.9mm 0.483kg		SX-WM080 横柱一 1.2mm 0.831kg
	SX-WM081 横柱二 1.1mm 0.626kg		SX-WM082 门扇 1.2mm 0.72kg		SX-WM083A 中横 1.2mm 0.769kg		SX-WM083B 中横 1.2mm 0.820kg		SX-WM083C 中横 1.2mm 0.993kg

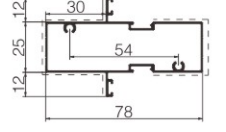
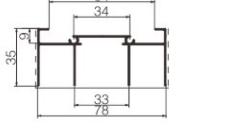
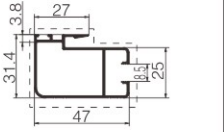
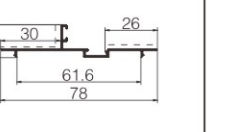
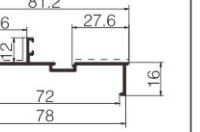
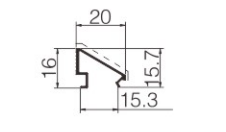
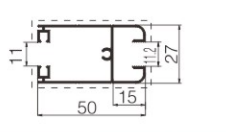
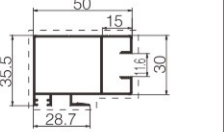
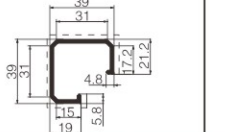
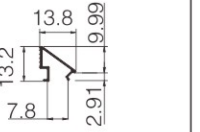
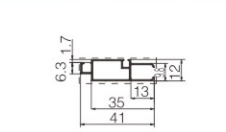
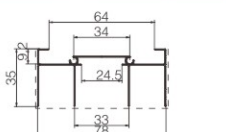
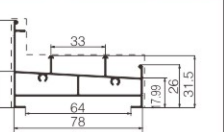
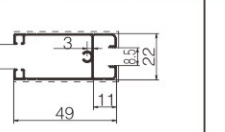
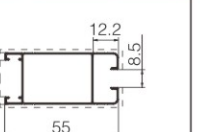
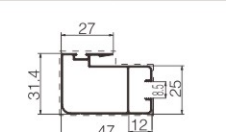
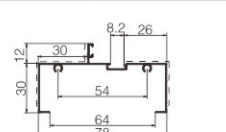
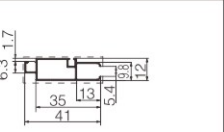
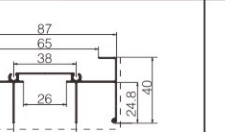
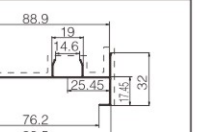
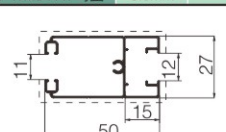
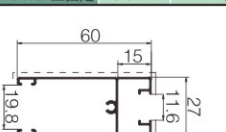
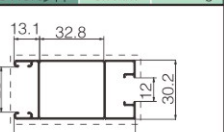
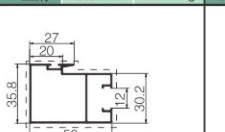
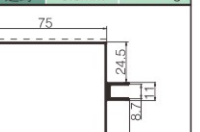
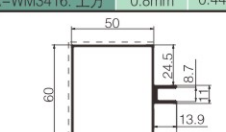
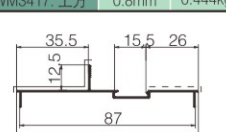
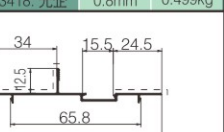
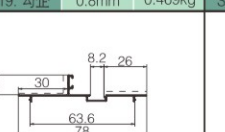
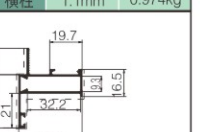
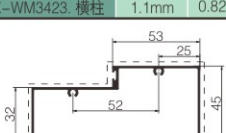
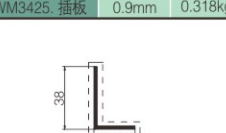

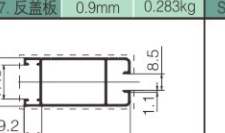
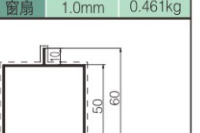

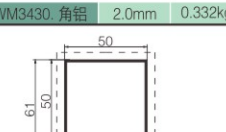
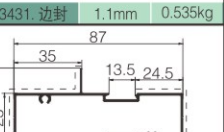
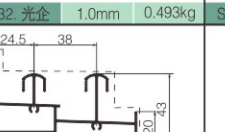
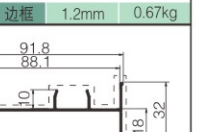
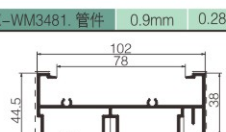
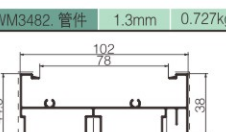
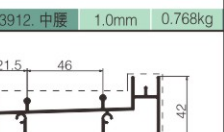
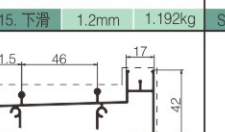
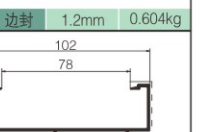
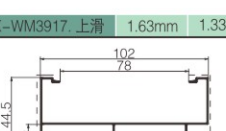
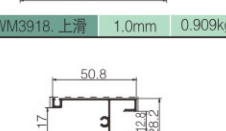
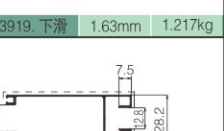
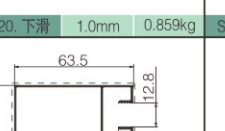
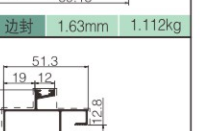
理论重量仅供参考

				
SX-WM085 转角 1.2mm 1.248kg	SX-WM085A 下滑 1.2mm 0.988kg	SX-WM086 压线 0.6mm 0.101kg	SX-WM087 纱料 0.6mm 0.113kg	SX-WM088 上下方 0.65mm 0.315kg
				
SX-WM089 三轨下滑 0.7mm 0.548kg	SX-WM090 边框 0.65mm 0.314kg	SX-WM091 光企 0.65mm 0.306kg	SX-WM092 勾企 0.65mm 0.291kg	SX-WM093 双轨下滑 0.7mm 0.375kg
				
SX-WM094 单边框 0.65mm 0.193kg	SX-WM095 双卡槽 1.55mm 0.352kg	SX-WM096 下滑 1.50mm 0.385kg	SX-WM097 上滑 1.40mm 0.834kg	SX-WM098 卡槽 1.30mm 0.200kg
				
SX-WM099 异型槽 1.20mm 0.600kg	SX-WM100 异型槽 1.20mm 0.606kg	SX-WM151 100x60 方管 5.0mm 4.094kg	SX-WM152 H 料 1.5mm 0.294kg	SX-WM153 60x60 角码 6.0mm 1.876kg
				
SX-WM171 60x60 角码 1.3mm 0.754kg	SX-WM172 转角 1.25mm 0.630kg	SX-WM561 门边框 0.9mm 0.559kg	SX-WM562 门中柱 0.9mm 0.611kg	SX-WM563 上滑 1.0mm 0.634kg
				
SX-WM563A 上滑 1.35mm 0.841kg	SX-WM564 边封 1.0mm 0.493kg	SX-WM564A 上滑 1.35mm 0.655kg	SX-WM565 下滑 1.0mm 0.856kg	SX-WM565A 下滑 1.35mm 1.115kg
				
SX-WM566 光企 1.0mm 0.520kg	SX-WM567 勾企 1.0mm 0.515kg	SX-WM568 上固定 1.0mm 0.533kg	SX-WM569 插板 1.0mm 0.392kg	SX-WM570 反盖板 1.0mm 0.309kg
				
SX-WM571 上固 1.0mm 0.760kg	SX-WM573 单铝槽 3.0mm 1.720kg	SX-WM574 单铝槽 0.440kg	SX-WM575 上方 1.0mm 0.439kg	SX-WM1436 门扇 1.5mm 1.331kg
				
SX-WM1440 纱扇 1.0mm 0.217kg	SX-WM1858 立柱 4.0mm 3.517kg	SX-WM1859 盖板 1.5mm 0.179kg	SX-WM1860 门扇 1.6mm 1.341kg	SX-WM1861 门扇 1.6mm 1.387kg
				
SX-WM1862 门扇 1.6mm 1.508kg	SX-WM1873 纱扇 0.7mm 0.226kg	SX-WM1874 纱扇 0.7mm 0.218kg	SX-WM1875 上滑 1.0mm 0.712kg	SX-WM1876 下滑 1.0mm 0.923kg

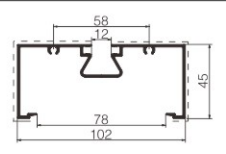
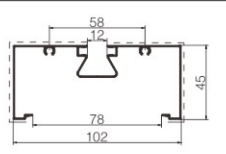
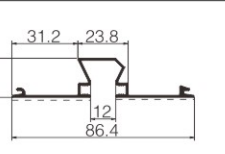
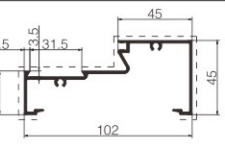
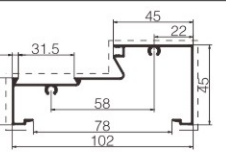
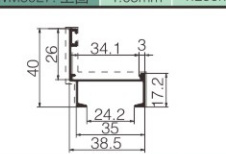

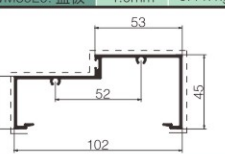
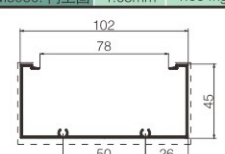
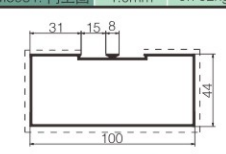
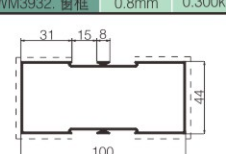
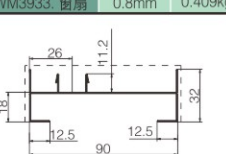
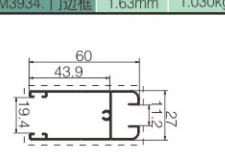
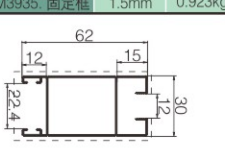
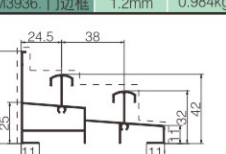
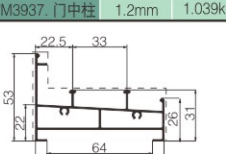

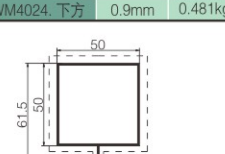
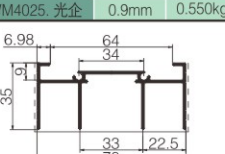
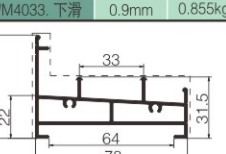
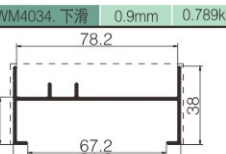
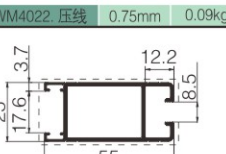
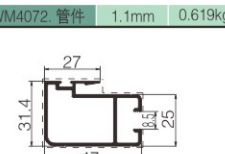
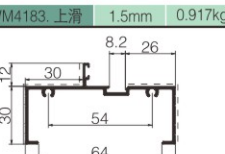
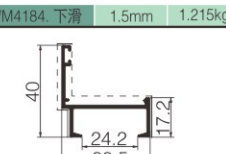
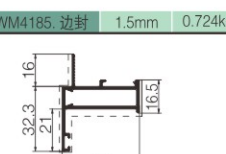
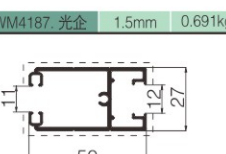
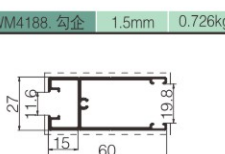


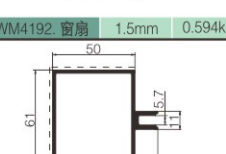
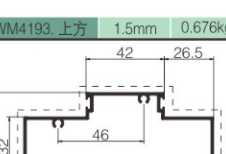
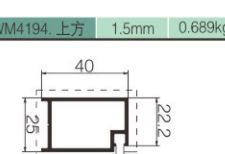
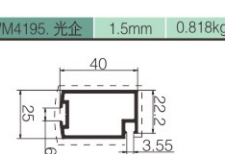
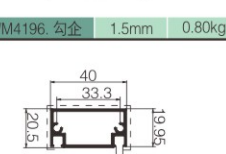



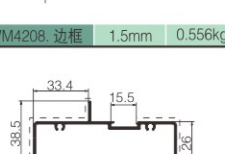



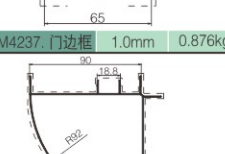
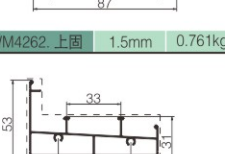




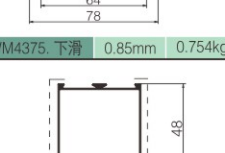
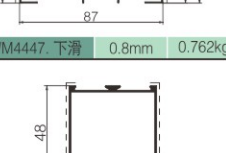
理论重量仅供参考

				
SX-WM1871. 光企 1.0mm 0.609kg	SX-WM1872. 下方 1.0mm 0.518kg	SX-WM2115. 角码 2.6mm 0.420kg	SX-WM2116. 角码 2.0mm 0.253kg	SX-WM2271. 转角 2.0mm 1.476kg
				
SX-WM2272. 压线 0.8mm 0.146kg	SX-WM2273. 中横 1.4mm 0.794kg	SX-WM2274. 盖板 0.9mm 0.258kg	SX-WM2275. 边框 1.0mm 0.311kg	SX-WM2276. 边框 1.0mm 0.473kg
				
SX-WM2277. 角铝 2.4mm 0.395kg	SX-WM2279. 压线 0.9mm 0.133kg	SX-WM2304. 门上方 1.2mm 0.670kg	SX-WM2305. 门中柱 1.0mm 0.625kg	SX-WM2306. 方管 1.2mm 0.395kg
				
SX-WM2320. 门上方 1.0mm 0.595kg	SX-WM2321. 门毛企 1.0mm 0.605kg	SX-WM2322. 光企 1.0mm 0.587kg	SX-WM2402. 方管 0.9mm 0.30kg	SX-WM2403. 光企 1.0mm 0.352kg
				
SX-WM2404. 勾企 1.0mm 0.422kg	SX-WM2405. 上下方 1.0mm 0.353kg	SX-WM2406. 上滑 1.0mm 0.546kg	SX-WM2407. 下滑 1.0mm 0.613kg	SX-WM2408. 上固 1.0mm 0.329kg
				
SX-WM2409. 中挺 1.0mm 0.463kg	SX-WM2410. 门边框 1.0mm 0.56kg	SX-WM2411. 边框 1.3mm 0.409kg	SX-WM1434. 窗扇 1.0mm 0.406kg	SX-WM1435. 装饰件 1.2mm 0.318kg
				
SX-WM2583. 上下方 1.1mm 0.582kg	SX-WM1873A. 纱窗 1.1mm 0.345kg	SX-WM2304A. 门上方 1.0mm 0.572kg	SX-N4403B. 压线 0.75mm 0.097kg	SX-N9006A. 光企 1.0mm 0.587kg
				
SX-WM2973. 门边框 0.9mm 0.563kg	SX-WM2974. 边框 1.5mm 0.45kg	SX-WM2975. 门中柱 1.2mm 0.65kg	SX-WM2976. 门边框 0.9mm 0.563kg	SX-WM2977. 光企 1.0mm 0.47kg
				
SX-WM2978. 边封 1.0mm 0.379kg	SX-WM2979. 下滑 1.0mm 0.889kg	SX-WM3078. 门边框 0.8mm 0.499kg	SX-WM3079. 门中柱 0.8mm 0.554kg	SX-WM2957. 门中柱 1.2mm 0.716kg
				
SX-WM2960. 门毛企 1.15mm 0.650kg	SX-WM2961. 门边框 0.85mm 0.526kg	SX-WM2962. 上固定 1.0mm 0.539kg	SX-WM2963. 边封 1.1mm 0.535kg	SX-WM2964. 光企 1.1mm 0.533kg

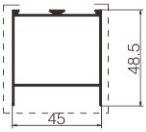
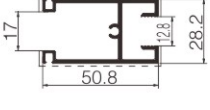
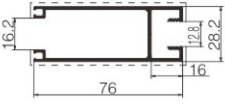
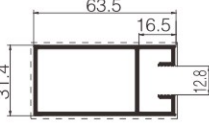

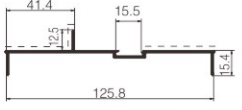
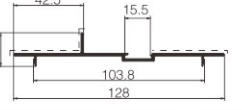
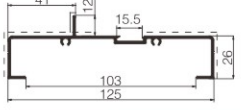
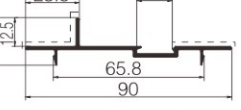
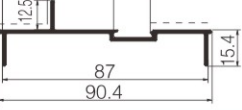
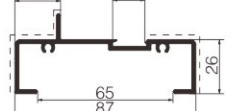
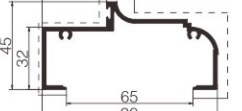
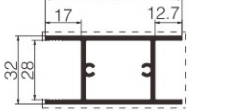

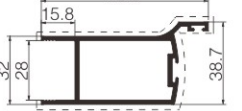
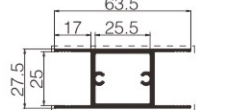
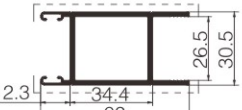

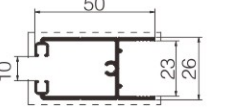
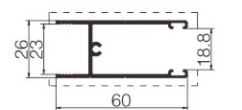
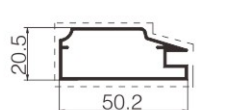
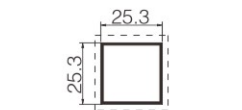
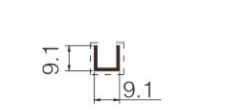
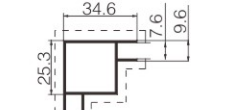
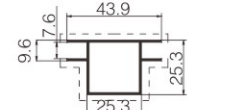

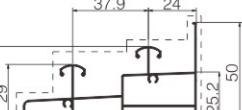
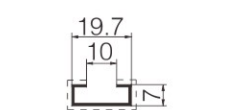
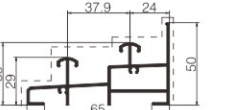
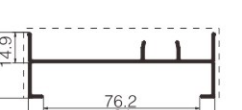
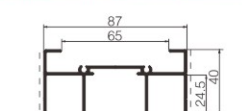
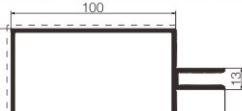
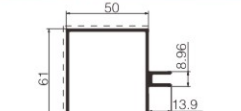
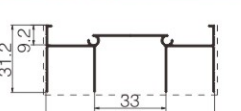
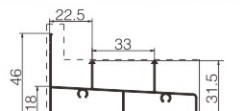
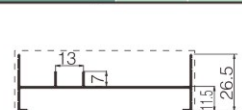
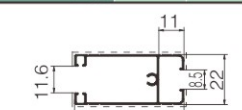
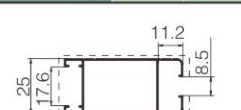
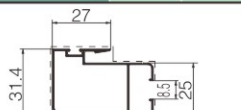
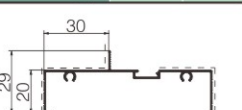
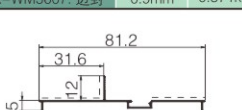
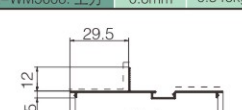
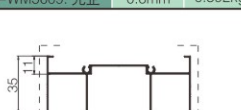
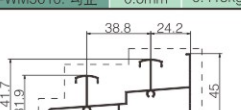
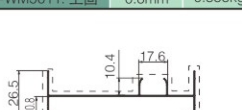
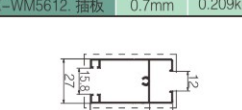

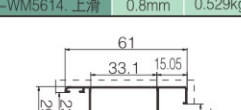
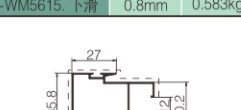

理论重量仅供参考

				
SX-WM2967 中固 0.8mm 0.654kg	SX-WM2968 上滑 1.05mm 0.659kg	SX-WM2969 勾企 1.1mm 0.554kg	SX-WM2970 反盖板 1.0mm 0.308kg	SX-WM2971 插板 1.2mm 0.452kg
				
SX-WM3273 压线 0.7mm 0.107kg	SX-WM3274 上方 0.9mm 0.473kg	SX-WM3275 勾企 0.9mm 0.529kg	SX-WM3296 边框 2.4mm 0.721kg	SX-WM3320 压线 0.7mm 0.076kg
				
SX-WM3321 纱料 0.8mm 0.241kg	SX-WM3407 上滑 0.8mm 0.518kg	SX-WM3408 下滑 0.8mm 0.708kg	SX-WM3409 上方 0.8mm 0.364kg	SX-WM3410 光企 0.8mm 0.414kg
				
SX-WM3411 勾企 0.8mm 0.425kg	SX-WM3412 上固定 0.8mm 0.449kg	SX-WM3413 纱料 0.7mm 0.215kg	SX-WM3414 上滑 0.8mm 0.635kg	SX-WM3415 边封 0.8mm 0.411kg
				
SX-WM3416 上方 0.8mm 0.446kg	SX-WM3417 上方 0.8mm 0.444kg	SX-WM3418 光企 0.8mm 0.499kg	SX-WM3419 勾企 0.8mm 0.469kg	SX-WM3420 横柱 1.1mm 0.974kg
				
SX-WM3423 横柱 1.1mm 0.825kg	SX-WM3425 插板 0.9mm 0.318kg	SX-WM3426 反盖板 0.9mm 0.294kg	SX-WM3427 反盖板 0.9mm 0.283kg	SX-WM3428 窗扇 1.0mm 0.461kg
				
SX-WM3429 门边框 1.1mm 0.764kg	SX-WM3430 角铝 2.0mm 0.332kg	SX-WM3431 边封 1.1mm 0.535kg	SX-WM3432 光企 1.0mm 0.493kg	SX-WM3523 边框 1.2mm 0.67kg
				
SX-WM3481 管件 0.9mm 0.287kg	SX-WM3482 管件 1.3mm 0.727kg	SX-WM3912 中腰 1.0mm 0.768kg	SX-WM3915 下滑 1.2mm 1.192kg	SX-WM3916 边封 1.2mm 0.604kg
				
SX-WM3917 上滑 1.63mm 1.339kg	SX-WM3918 上滑 1.0mm 0.909kg	SX-WM3919 下滑 1.63mm 1.217kg	SX-WM3920 下滑 1.0mm 0.859kg	SX-WM3921 边封 1.63mm 1.112kg
				
SX-WM3922 边封 1.0mm 0.797kg	SX-WM3923 上方 0.8mm 0.447kg	SX-WM3924 下方 0.8mm 0.541kg	SX-WM3925 光企 0.8mm 0.482kg	SX-WM3926 勾企 0.8mm 0.544kg

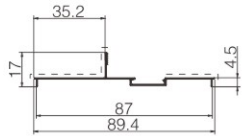
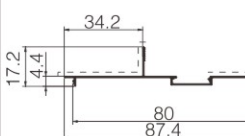
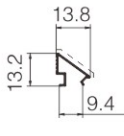
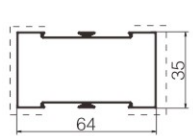
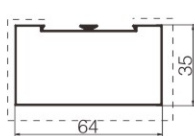
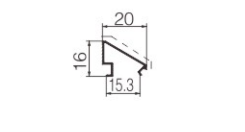
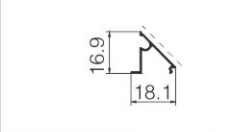
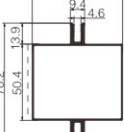
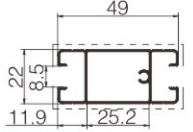

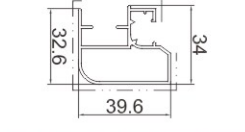
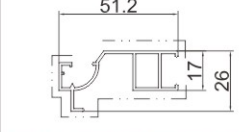
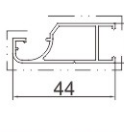
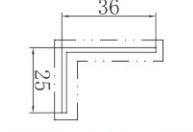
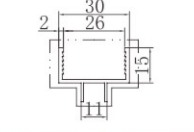
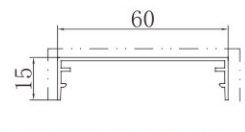
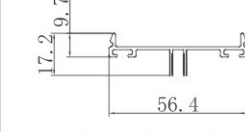

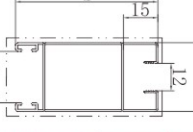
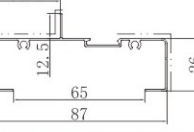
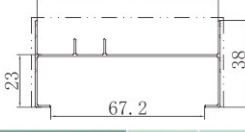

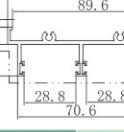
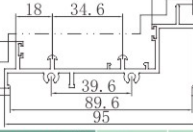
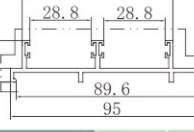
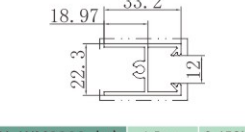
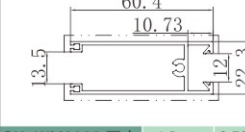
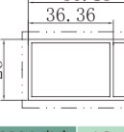
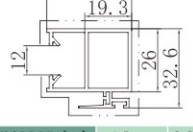
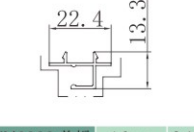

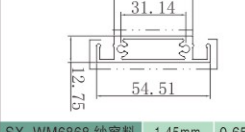
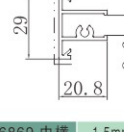

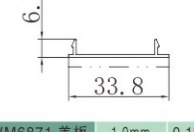

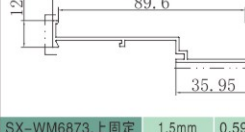
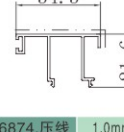

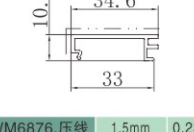
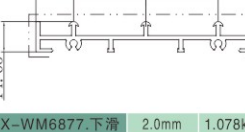
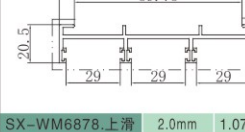


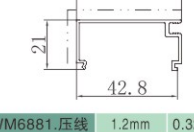
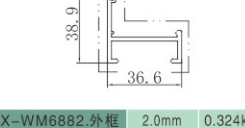
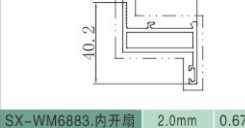

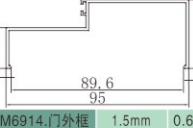
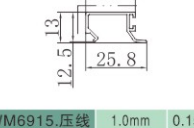
理论重量仅供参考

				
SX-WM3927. 上固 1.63mm 1.235kg	SX-WM3928. 上固 1.0mm 0.863kg	SX-WM3929. 盖板 1.0mm 0.447kg	SX-WM3930. 门上固 1.63mm 1.084kg	SX-WM3931. 门上固 1.0mm 0.762kg
				
SX-WM3932. 窗框 0.8mm 0.300kg	SX-WM3933. 窗扇 0.8mm 0.409kg	SX-WM3934. 门边框 1.63mm 1.030kg	SX-WM3935. 固定框 1.5mm 0.923kg	SX-WM3936. 门边框 1.2mm 0.984kg
				
SX-WM3937. 门中柱 1.2mm 1.039kg	SX-WM4023. 边封 0.9mm 0.500kg	SX-WM4024. 下方 0.9mm 0.481kg	SX-WM4025. 光企 0.9mm 0.550kg	SX-WM4033. 下滑 0.9mm 0.855kg
				
SX-WM4034. 下滑 0.9mm 0.789kg	SX-WM4022. 压线 0.75mm 0.09kg	SX-WM4072. 管件 1.1mm 0.619kg	SX-WM4183. 上滑 1.5mm 0.917kg	SX-WM4184. 下滑 1.5mm 1.215kg
				
SX-WM4185. 边封 1.5mm 0.724kg	SX-WM4187. 光企 1.5mm 0.691kg	SX-WM4188. 勾企 1.5mm 0.726kg	SX-WM4190. 上固定 1.5mm 0.74kg	SX-WM4191. 窗框 1.5mm 0.439kg
				
SX-WM4192. 窗扇 1.5mm 0.594kg	SX-WM4193. 上方 1.5mm 0.676kg	SX-WM4194. 上方 1.5mm 0.689kg	SX-WM4195. 光企 1.5mm 0.818kg	SX-WM4196. 勾企 1.5mm 0.80kg
				
SX-WM4202. 横柱 2.0mm 1.393kg	SX-WM4206. 门边框 1.5mm 0.969kg	SX-WM4207. 边框 1.5mm 0.528kg	SX-WM4208. 边框 1.5mm 0.556kg	SX-WM4209. 中挺 1.5mm 0.569kg
				
SX-WM4210. 门边框 1.2mm 0.953kg	SX-WM4236. 门边框 1.0mm 0.936kg	SX-WM4237. 门边框 1.0mm 0.876kg	SX-WM4262. 上固 1.5mm 0.761kg	SX-WM4263. 门边框 1.0mm 0.816kg
				
SX-WM074. 135° 转角 1.2mm 0.960kg	SX-WM075. 45° 转角 1.2mm 1.092kg	SX-WM076. 转角 1.2mm 1.370kg	SX-WM4375. 下滑 0.85mm 0.754kg	SX-WM4447. 下滑 0.8mm 0.762kg
				
SX-WM4448. 边封 0.8mm 0.451kg	SX-WM4450. 勾企 0.8mm 0.482kg	SX-WM4507. 勾企 0.9mm 0.472kg	SX-WM4674. 门毛企 0.9mm 0.530kg	SX-WM4675. 门中柱 0.9mm 0.579kg

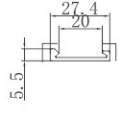
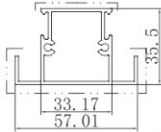
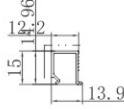
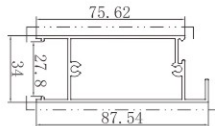

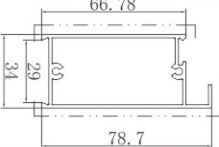
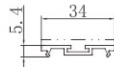

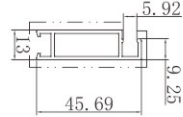
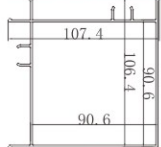
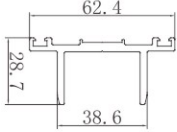
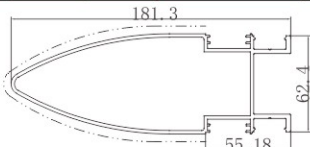
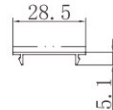
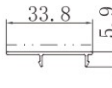
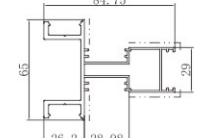
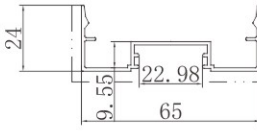
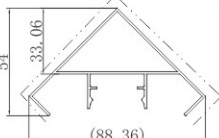
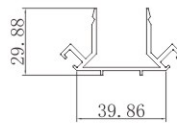
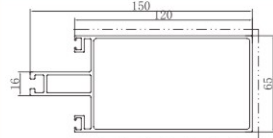
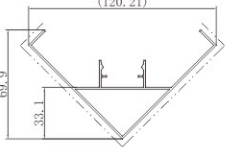
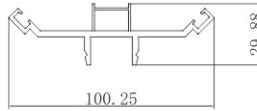
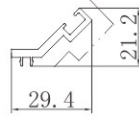
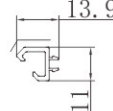
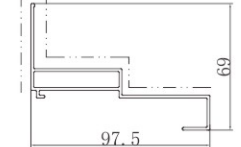
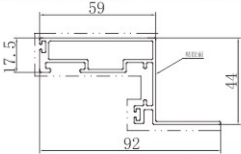
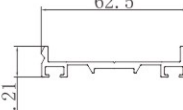
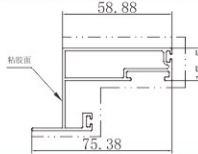
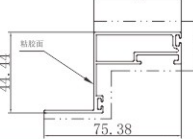
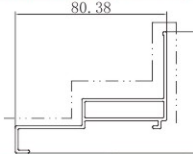
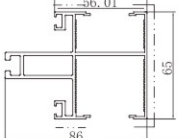
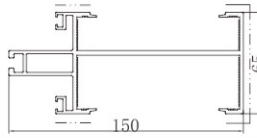
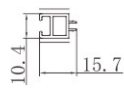
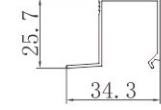
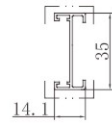
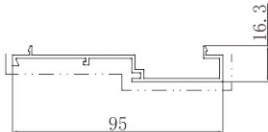
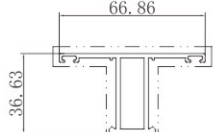
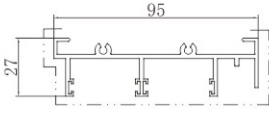
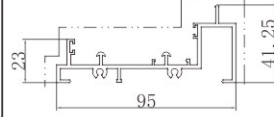
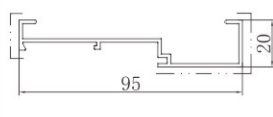
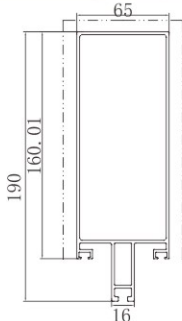
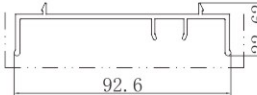
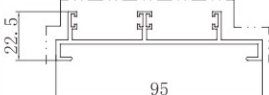
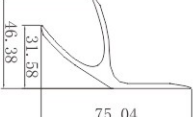
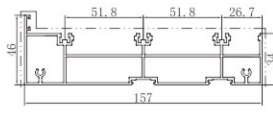
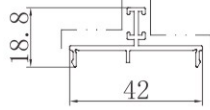
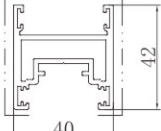
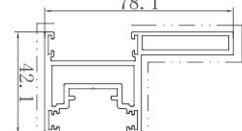
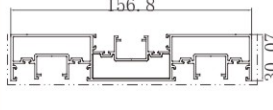
理论重量仅供参考

				
SX-WM4676 门上方 0.95mm 0.538kg	SX-WM4668 上方 1.63mm 0.717kg	SX-WM4669 下方 1.63mm 0.935kg	SX-WM4670 光企 1.63mm 0.921kg	SX-WM4671 勾企 1.63mm 0.939kg
				
SX-WM4849 插板 1.6mm 0.767kg	SX-WM4850 反盖板 1.6mm 0.683kg	SX-WM4851 上固 1.6mm 0.980kg	SX-WM4852 反盖板 1.6mm 0.520kg	SX-WM4853 插板 1.6mm 0.604kg
				
SX-WM4854 上固 2.0mm 1.003kg	SX-WM4855 门边框 2.0mm 1.116kg	SX-WM4872 中横 2.0mm 1.071kg	SX-WM4873 门扇 2.0mm 1.027kg	SX-WM4874 门扇 2.0mm 1.076kg
				
SX-WM4893 中横 2.0mm 0.867kg	SX-WM4894 光企 2.0mm 0.935kg	SX-WM4895 勾企 2.0mm 0.926kg	SX-WM4896 上方 1.5mm 0.604kg	SX-WM4897 下方 1.5mm 0.617kg
				
SX-WM4857 边框 1.0mm 0.422kg	SX-WM4949 方管 1.0mm 0.264kg	SX-WM4950 槽铝 1.0mm 0.069kg	SX-WM4951 转角 1.0mm 0.366kg	SX-WM4952 边框 1.0mm 0.366kg
				
SX-WM4963 角铝 1.0mm 0.06kg	SX-WM5124 下滑 0.85mm 0.724kg	SX-WM5262 线槽 0.8mm 0.087kg	SX-WM5271 下滑 1.6mm 1.330kg	SX-WM5272 边封 1.6mm 0.791kg
				
SX-WM5273 上滑 1.6mm 1.103kg	SX-WM5444 立柱 2.3mm 2.434kg	SX-WM5445 横柱 1.63mm 1.112kg	SX-WM5605 上滑 0.9mm 0.500kg	SX-WM5606 下滑 0.9mm 0.529kg
				
SX-WM5607 边封 0.9mm 0.371kg	SX-WM5608 上方 0.8mm 0.346kg	SX-WM5609 光企 0.8mm 0.392kg	SX-WM5610 勾企 0.8mm 0.415kg	SX-WM5611 上固 0.8mm 0.355kg
				
SX-WM5612 插板 0.7mm 0.209kg	SX-WM5613 反盖板 0.8mm 0.225kg	SX-WM5614 上滑 0.8mm 0.529kg	SX-WM5615 下滑 0.8mm 0.583kg	SX-WM5616 边封 0.8mm 0.370kg
				
SX-WM5617 上方 0.8mm 0.380kg	SX-WM5618 下方 0.8mm 0.403kg	SX-WM5619 光企 0.8mm 0.454kg	SX-WM5620 勾企 0.8mm 0.444kg	SX-WM5621 上固 0.8mm 0.400kg

理论重量仅供参考

				
SX-WM5622 插板 0.7mm 0.238kg	SX-WM5623 反盖板 0.7mm 0.236kg	SX-WM5624 压线 0.7mm 0.075kg	SX-WM5625 门中柱 0.7mm 0.487kg	SX-WM5626 门边框 0.7mm 0.430kg
				
SX-WM5627 压线 0.7mm 0.097kg	SX-WM5628 压线 0.7mm 0.084kg	SX-WM5688 立柱 0.9mm 0.877kg	SX-WM5289 上下方 0.9mm 0.440kg	SX-WM5391 横柱 0.9mm 0.763kg
				
SX-EXP2897 边框 1.2mm 0.545kg	SX-EXP2898 边框 1.2mm 0.472kg	SX-EXP2899 边框 1.2mm 0.392kg	SX-WM5728 角铝 1.8mm 0.290kg	SX-WM6412 边框 1.5mm 0.294kg
				
SX-WM5713 盖板 1.2mm 0.317kg	SX-WM5714 压板 1.2mm 0.362kg	SX-WM6538 立柱 2.63mm 2.513kg	SX-WM6805 光企 0.8mm 0.501kg	SX-WM6806 上固定 0.8mm 0.458kg
				
SX-WM6807 边封 0.8mm 0.390kg	SX-WM6808 上下方 0.8mm 0.467kg	SX-WM6859 上滑 2.0mm 1.086kg	SX-WM6860 下滑 2.0mm 1.180kg	SX-WM6861 边封 2.0mm 0.857kg
				
SX-WM6862 上方 1.5mm 0.452kg	SX-WM6863 下方 1.5mm 0.708kg	SX-WM6864 光企 1.5mm 0.660kg	SX-WM6865 勾企 1.5mm 0.645kg	SX-WM6866 盖板 1.0mm 0.131kg
				
SX-WM6867 纱窗料 1.5mm 0.474kg	SX-WM6868 纱窗料 1.45mm 0.652kg	SX-WM6869 中横 1.5mm 0.384kg	SX-WM6870 中横 1.5mm 0.193kg	SX-WM6871 盖板 1.0mm 0.121kg
				
SX-WM6872 反盖板 1.5mm 0.480kg	SX-WM6873 上固定 1.5mm 0.599kg	SX-WM6874 压线 1.0mm 0.266kg	SX-WM6875 压线 1.5mm 0.305kg	SX-WM6876 压线 1.5mm 0.234kg
				
SX-WM6877 下滑 2.0mm 1.078kg	SX-WM6878 上滑 2.0mm 1.070kg	SX-WM6879 转角 1.5mm 1.804kg	SX-WM6880 固定 2.0mm 1.078kg	SX-WM6881 压线 1.2mm 0.324kg
				
SX-WM6882 外框 2.0mm 0.324kg	SX-WM6883 内开扇 2.0mm 0.676kg	SX-WM6884 压线 1.0mm 0.150kg	SX-WM6914 门外框 1.5mm 0.695kg	SX-WM6915 压线 1.0mm 0.158kg

理论重量仅供参考

				
SX-WM6916.压座 1.5mm 0.164kg	SX-WM6917.门中横 1.5mm 0.864kg	SX-WM6918.压线 1.0mm 0.116kg	SX-WM6919.门上下方 1.5mm 1.084kg	SX-WM6920.压板 1.0mm 0.201kg
				
SX-WM6921.门光企 1.5mm 1.005kg	SX-WM6922.压板 1.5mm 0.219kg	SX-WM6923.压板 1.5mm 0.315kg	SX-WM7208.纱窗料 1.5mm 0.463kg	SX-WM7244.转角 1.5mm 1.876kg
				
SX-WM7214.压板 3.0mm 0.959kg	SX-WM7215.装饰盖板 2.2mm 2.991kg	SX-WM7216.盖板 1.0mm 0.423kg	SX-WM7217.盖板 1.1mm 0.125kg	
				
SX-WM7218.装饰盖板 1.2mm 1.507kg	SX-WM7219.盖板 1.2mm 0.488kg	SX-WM7230.转角装饰盖 1.2mm 0.836kg	SX-WM7231.转角压板 1.5mm 0.612kg	SX-WM7232.立柱 1.8mm 2.496kg
				
SX-WM7233.转角装饰盖 1.2mm 0.983kg	SX-WM7234.转角压板 3.0mm 1.104kg	SX-WM7235.边框 3.0mm 0.297kg	SX-WM7236.边框 1.5mm 0.115kg	SX-WM7237.窗框 1.5mm 0.992kg
				
SX-WM7238.窗扇 1.5mm 1.098kg	SX-WM7239.压板 1.3mm 0.535kg	SX-WM7486.窗扇 1.5mm 0.953kg	SX-WM7487.窗扇 1.5mm 0.835kg	SX-WM7488.窗框 1.5mm 0.854kg
				
SX-WM7489.立柱 2.0mm 1.784kg	SX-WM7490.立柱 2.0mm 2.938kg	SX-WM7491.玻璃垫框 1.2mm 0.155kg	SX-WM7201.压线 1.0mm 0.233kg	SX-WM7202.连接件 1.1mm 0.225kg
				
SX-WM7203.反盖板 1.5mm 0.581kg	SX-WM7204.中挺 2.0mm 0.860kg	SX-WM7205.上滑 2.0mm 1.126kg	SX-WM7206.下滑 2.0mm 1.219kg	SX-WM7209.上固定 1.5mm 0.638kg
				
SX-WM7560.立柱 2.0mm 3.113kg	SX-WM7229.边封 2.0mm 0.768kg	SX-WM7240.边封 2.0mm 0.905kg	SX-WM7559.边框 2.5mm 0.992kg	SX-WM7569.下滑 1.5mm 2.457kg
				
	SX-WM7570.装饰料 1.5mm 0.296kg	SX-WM7571.光企 1.97mm 1.121kg	SX-WM7572.光企 1.51mm 1.549kg	SX-WM7573.边封 1.4mm 2.252kg

理论重量仅供参考

SX-WM7574.中国 2.0mm 2.321kg	SX-WM7575.中横 1.5mm 0.875kg	SX-WM7576.玻璃槽口 1.6mm 0.213kg	SX-WM7577.纱窗槽口 1.2mm 0.171kg	SX-WM7578.勾企反盖板 1.16mm 0.431kg
SX-WM7579.勾企反盖板 1.16mm 0.282kg	SX-WM7580.上滑 1.62mm 2.619kg	SX-WM7581.压线 1.61mm 0.280kg	SX-WM7588.下滑 1.6mm 1.032kg	SX-WM7589.连接件 1.2mm 0.506kg
SX-WM7590.压线 1.5 0.178kg	SX-WM7591.转角 2.0mm 0.982kg	SX-WM7593.压线 1.61mm 0.323kg	SX-WM7594.上固定 1.4mm 0.730kg	N8011.上固定 1.2mm 0.611kg
N8007.勾企 1.1mm 0.552kg	SX-N8007A.勾企 1.0mm 0.510kg	N8009.纱料 0.9mm 0.316kg	SX-N8009H.纱料 0.9mm 0.27kg	L9001/A.上滑 1.2/1.35mm 0.887/0.964kg
N8013.插板 1.1mm 0.418kg	N8013D.反盖板 1.2mm 0.351kg	N8018.中国 1.2mm 0.868kg	SX-L9001.上滑 1.2mm 0.887kg	

Netherlands (荷兰)

SX-EXP1076.方管 1.4mm 0.753kg	SX-EXP1080.方管 2.0mm 0.772kg	SX-EXP1088.T形铝 1.5mm 0.202kg	SX-EXP1089.边框 1.5mm 0.922kg	SX-EXP1091.门边框 1.6mm 1.098kg
SX-EXP1092.门中柱 1.6mm 1.064kg	SX-EXP1093.门中柱 1.7mm 1.529kg	SX-EXP1096.压线 1.0mm 0.230kg	SX-EXP1097.中框 1.4mm 1.028kg	SX-EXP1098.外框 1.4mm 0.872kg
SX-EXP1099.外框 2.1mm 1.316kg	SX-EXP1100.外开扇 2.0mm 1.487kg	SX-EXP1101.压线 1.0mm 0.269kg	SX-EXP1102.光企 1.5mm 0.849kg	SX-EXP1103.勾企反盖板 1.2mm 0.276kg
SX-EXP1104.扣板 1.2mm 0.915kg	SX-EXP1105.扣板 0.8mm 0.542kg	SX-EXP1106.边框 2.8mm 1.051kg	SX-EXP1107.百叶 1.5mm 0.407kg	SX-EXP1109.角码 4.1mm 4.905kg

理论重量仅供参考

SX-EXP1110 扶手 1.3mm 0.763kg	SX-EXP1111 下滑 1.2mm 0.735kg	SX-EXP1112 下滑 1.0mm 0.993kg	SX-EXP1361 压线 0.9mm 0.226kg	SX-EXP1362 压线 0.9mm 0.187kg
SX-EXP1450 压线 0.9mm 0.200kg	SX-EXP2385 方管 2.0mm 1.592kg	SX-EXP2386 压线 2.0mm 1.592kg	SX-EXP2387 中挺 1.9mm 1.496kg	SX-EXP2388 边框 1.6mm 0.982kg
SX-EXP2389 边框 1.18mm 0.181kg	SX-EXP2390 门边框 1.18mm 1.532kg	SX-EXP2391 边框 1.18mm 1.122kg		

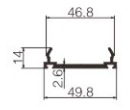
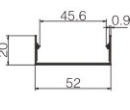
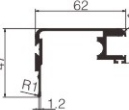
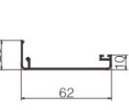
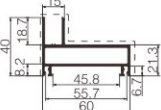
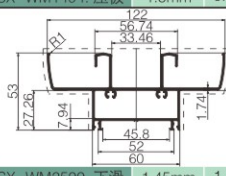
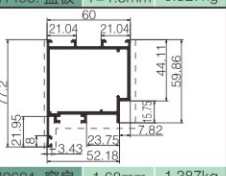
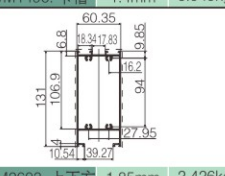
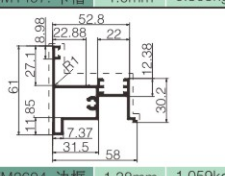
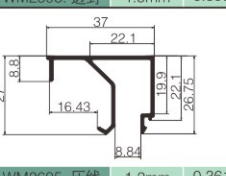

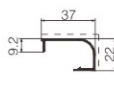
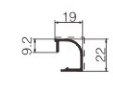


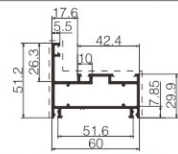
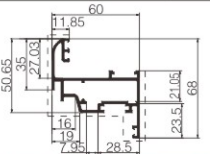
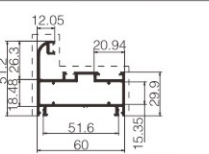
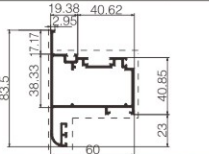
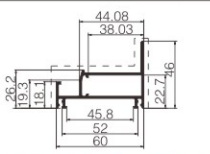
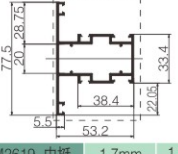
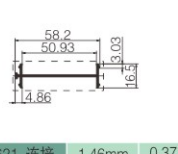
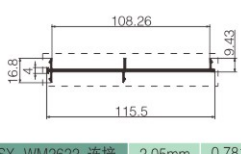

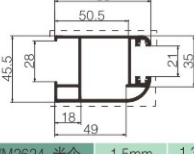
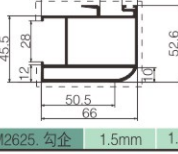
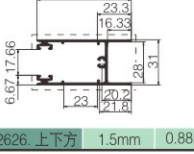
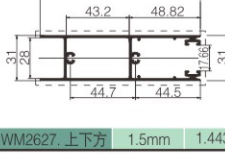
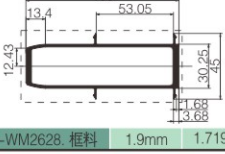
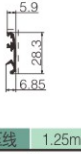

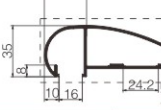
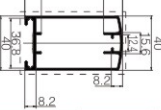
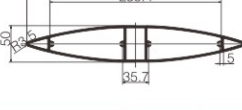

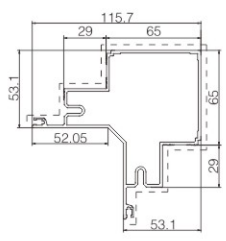


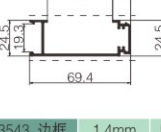
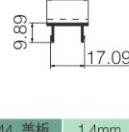
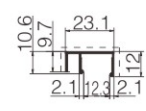

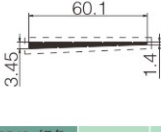
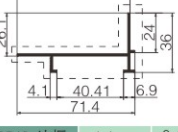
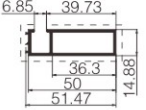
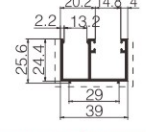
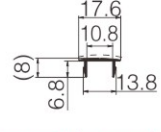
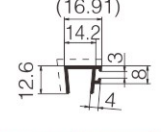
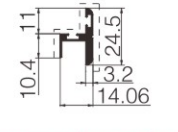
Nigeria (尼日利亚)

SX-WM086 压线 0.6mm 0.101kg	SX-WM087 纱料 0.6mm 0.113kg	SX-WM088 上下方 0.65mm 0.315kg	SX-WM089 三轨下滑 0.7mm 0.548kg	SX-WM090 边框 0.65mm 0.314kg
SX-WM091 光企 0.65mm 0.306kg	SX-WM092 勾企 0.65mm 0.291kg	SX-WM093 双轨下滑 0.7mm 0.375kg	SX-WM094 单边框 0.65mm 0.193kg	SX-WM3655 窗框 0.8mm 0.524kg
SX-WM3656 边框 0.8mm 0.424kg	SX-WM3657 窗框 0.8mm 0.464kg	SX-WM3658 窗扇 0.8mm 0.631kg	SX-WM3659 中挺 0.8mm 0.597kg	SX-WM3660 边封 0.8mm 0.539kg
SX-WM3661 边封 0.8mm 0.522kg	SX-WM3662 上下方 0.75mm 0.215kg	SX-WM3666 压线 0.85mm 0.166kg	SX-WM3667 窗框 0.8mm 0.525kg	

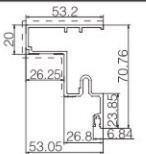
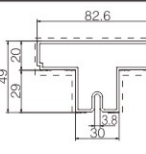
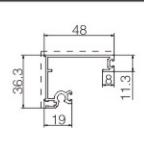
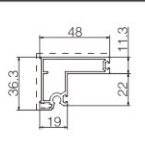
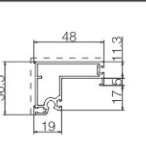
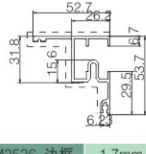
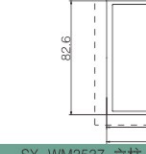
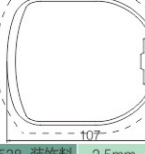
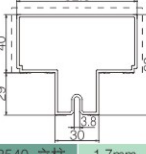

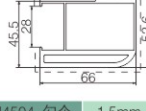

Paraguay (巴拉圭)

SX-WM1489 方管 1.9mm 1.537kg	SX-WM1490 方管 1.8mm 0.964kg	SX-WM1491 方管 1.4mm 0.436kg	SX-WM1492 槽铝 1.6mm 0.269kg	SX-WM1493 立柱 1.8mm 1.852kg










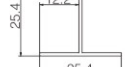
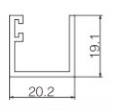
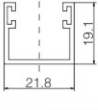
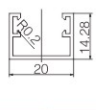
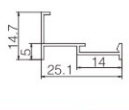
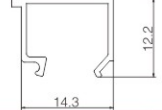
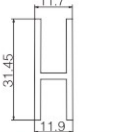
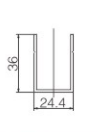
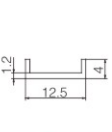
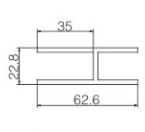
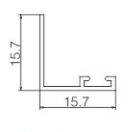
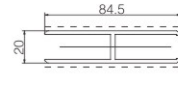


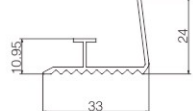
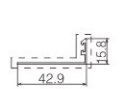
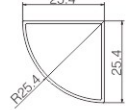
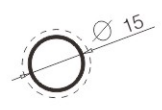

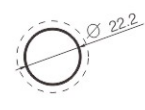
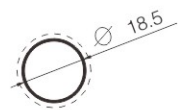
理论重量仅供参考

				
SX-WM1494. 压板 1.5mm 0.443kg	SX-WM1495. 盖板 T=1.3mm 0.327kg	SX-WM1496. 卡槽 1.4mm 0.949kg	SX-WM1497. 卡槽 1.0mm 0.305kg	SX-WM2598. 边封 1.5mm 0.899kg
				
SX-WM2599. 下滑 1.45mm 1.712kg	SX-WM2601. 窗扇 1.68mm 1.387kg	SX-WM2603. 上下方 1.85mm 2.426kg	SX-WM2604. 边框 1.38mm 1.059kg	SX-WM2605. 压线 1.2mm 0.361kg
				
SX-WM2606. 压线 1.2mm 0.252kg	SX-WM2607. 压线 1.3mm 0.276kg	SX-WM2608. 压线 1.3mm 0.212kg	SX-WM2609. 压线 1.2mm 0.239kg	SX-WM2610. 压线 1.3mm 0.20kg
				
SX-WM2612. 外框 1.7mm 1.034kg	SX-WM2613. 框扇 1.5mm 1.182kg	SX-WM2614. 外框 1.7mm 1.085kg	SX-WM2615. 中挺 1.5mm 1.302kg	SX-WM2618. 边框 1.5mm 0.839kg
				
SX-WM2619. 中挺 1.7mm 1.199kg	SX-WM2621. 连接 1.46mm 0.372kg	SX-WM2622. 连接 2.05mm 0.781kg	SX-WM2623. 转角 1.5mm 0.954kg	SX-WM2624. 光企 1.5mm 1.311kg
				
SX-WM2625. 勾企 1.5mm 1.481kg	SX-WM2626. 上下方 1.5mm 0.882kg	SX-WM2627. 上下方 1.5mm 1.443kg	SX-WM2628. 框料 1.9mm 1.719kg	SX-WM2630. 压线 1.25mm 0.189kg
				
SX-WM2632. 边框 1.6mm 0.406kg	SX-WM2633. 盖板 1.8mm 1.392kg	SX-WM2634. 边框 1.6mm 1.219kg	SX-WM2635. 框料 3.0mm 6.139kg	SX-WM3530. 立柱 1.7mm 1.711kg
				
SX-WM3539. 转角 1.8mm 2.302kg	SX-WM3541. 边框 1.0mm 0.485kg	SX-WM3542. 边框 1.4mm 0.608kg	SX-WM3543. 边框 1.4mm 0.568kg	SX-WM3544. 盖板 1.4mm 0.131kg
				
SX-WM3546. 边框 1.1mm 0.161kg	SX-WM3547. 边框 1.726kg	SX-WM3548. 铝条 0.382kg	SX-WM3549. 边框 1.4mm 0.472kg	
				
SX-WM3550. 纱料 1.47mm 0.526kg	SX-WM3783. 边框 1.4mm 0.46kg	SX-WM3784. 盖板 1.0mm 0.085kg	SX-WM3785. 装饰料 1.3mm 0.154kg	SX-WM3786. 装饰料 3.2mm 0.256kg

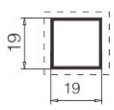
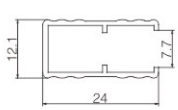
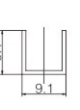
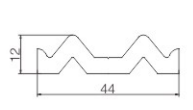
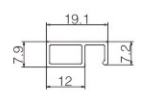
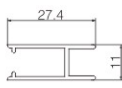
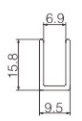
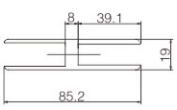
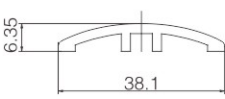
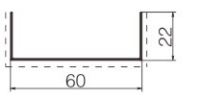
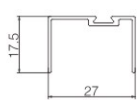
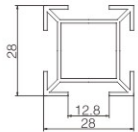
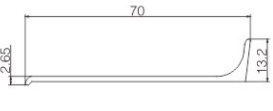





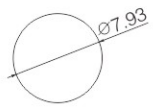
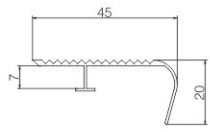
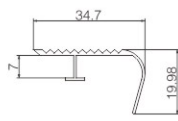

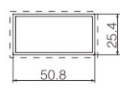

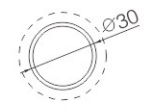

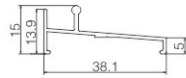
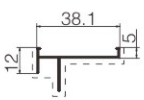
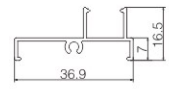
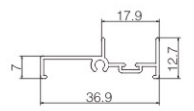
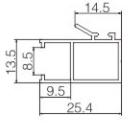
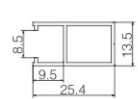
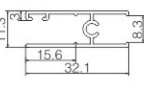
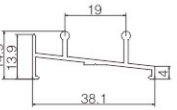
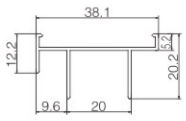
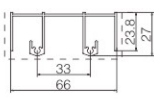
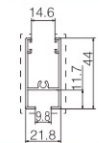
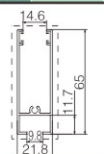
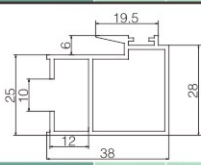
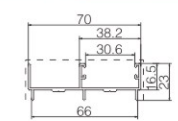

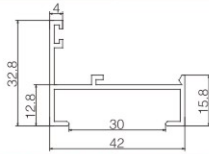
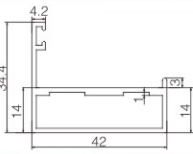
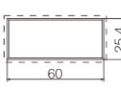
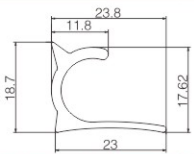
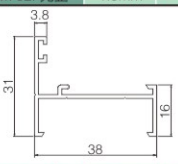
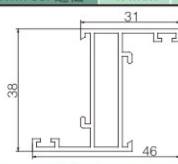
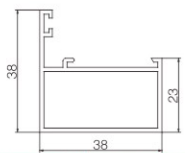
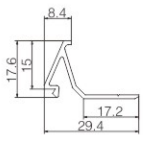
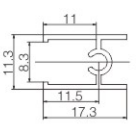
理论重量仅供参考

				
SX-WM3531 边框 1.7mm 1.047kg	SX-WM3532 立柱 1.7mm 1.300kg	SX-WM3533 窗框 1.4mm 0.586kg	SX-WM3534 窗框 1.4mm 0.728kg	SX-WM3535 窗框 1.4mm 0.747kg
				
SX-WM3536 边框 1.7mm 0.877kg	SX-WM3537 立柱 2.5mm 4.292kg	SX-WM3538 装饰料 2.5mm 3.187kg	SX-WM3540 立柱 1.7mm 1.485kg	
				
SX-WM4503 下滑 1.6mm 2.031kg	SX-WM4504 勾企 1.5mm 2.157kg	SX-WM4506 方管 3.0mm 3.574kg		

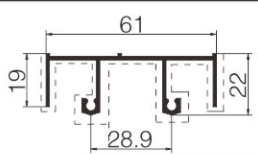
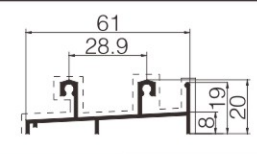
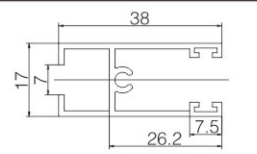
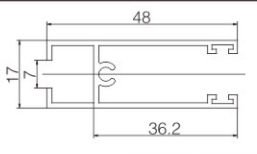
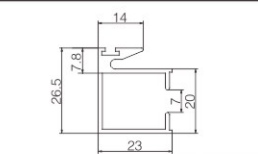
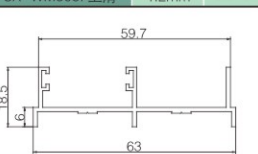
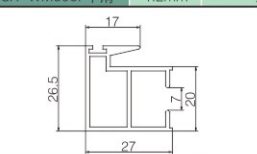
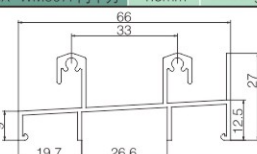
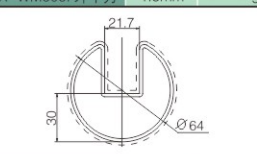
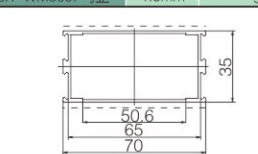
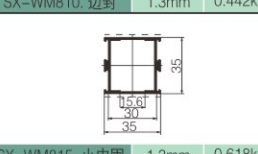
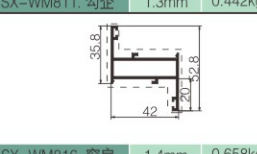
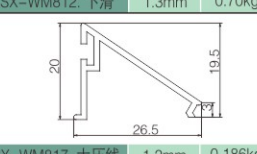
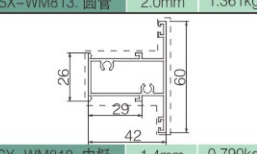
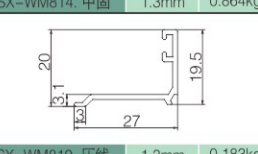
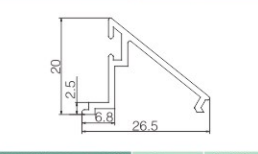
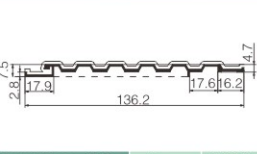
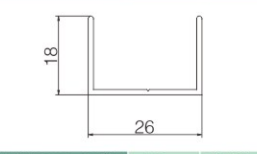
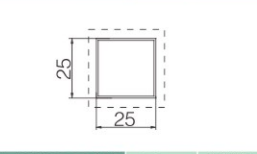
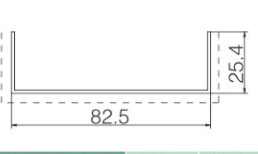
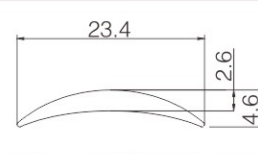
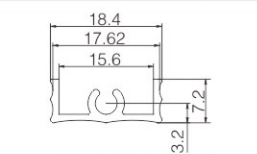
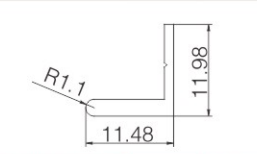
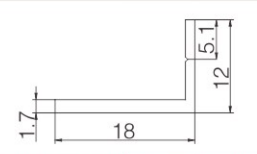
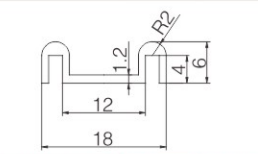
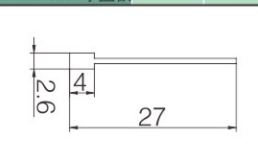
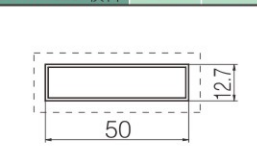
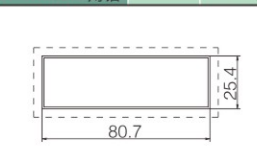
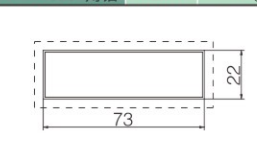
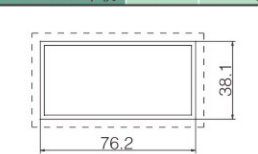


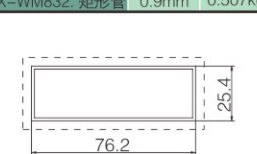
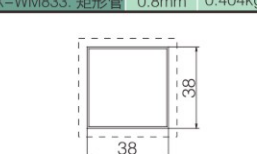
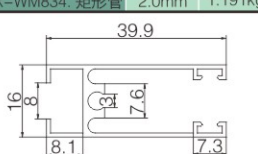

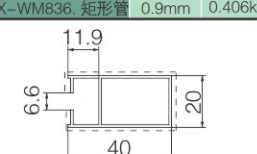

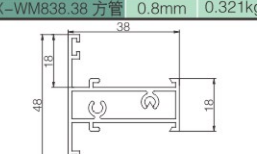
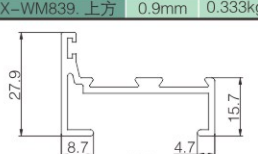
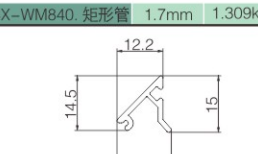
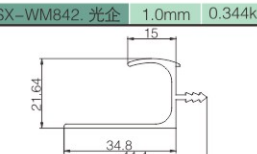
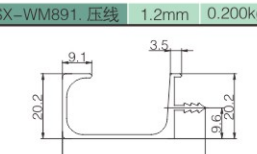
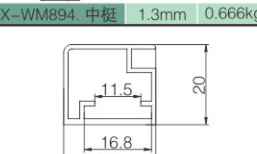
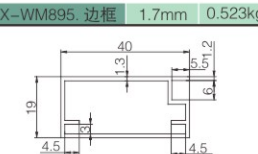
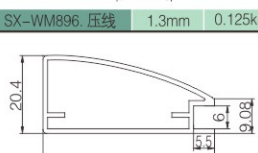
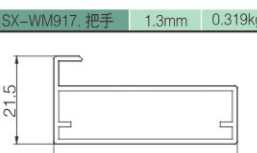
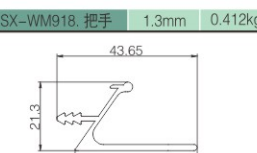
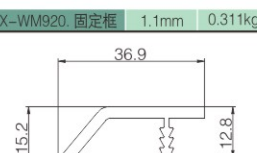
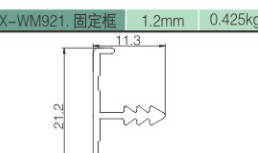
Peru(秘鲁)

				
SX-WM525 17×17 角铝 0.95mm 0.085kg	SX-WM643 12.7 角铝 1.45mm 0.094kg	25 角铝 SX-WM644 1.4mm 0.184kg	SX-WM645 38 角铝 3.18mm 0.625kg	SX-WM646 12.5 角铝 2.4mm 0.228kg
				
SX-WM648 25 角铝 0.9mm 0.120kg	SX-WM649 38.1 角铝 2.38mm 0.476kg	SX-WM650 方管 0.9mm 0.577kg	SX-WM651 方管 1.1mm 0.705kg	SX-WM652 T 型铝 1.0mm 0.134kg
				
SX-WM653 上轨 1.6mm 0.265kg	SX-WM654 上轨 1.4mm 0.249kg	SX-WM655 上轨 1.1mm 0.172kg	SX-WM656 压板 0.8mm 0.111kg	SX-WM657 压线 0.8mm 0.096kg
				
SX-WM658 中横 1.9mm 0.365kg	SX-WM659 槽铝 0.8mm 0.101kg	SX-WM660 槽铝 0.9mm 0.054kg	SX-WM661 中横 1.4mm 0.270kg	SX-WM662 边框 0.85mm 0.086kg
				
SX-WM663 中横 2.2mm 1.112kg	SX-WM664 槽铝 1.2mm 0.160kg	SX-WM665 中圆 0.8mm 0.443kg	SX-WM667 下轨 1.15mm 0.241kg	SX-WM669 边框 0.9mm 0.172kg
				
SX-WM670 90° 转角 0.85mm 0.201kg	SX-WM671 圆管 0.85mm 0.102kg	SX-WM672 圆管 1.75mm 0.419kg	SX-WM673 圆管 0.75mm 0.139kg	SX-WM674 圆管 0.75mm 0.114kg

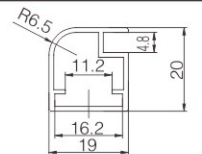
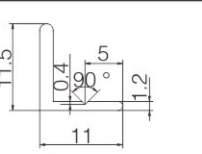
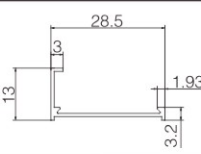
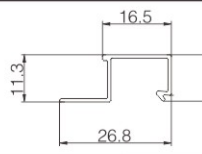
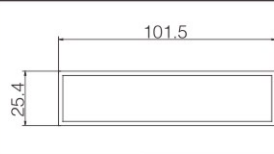
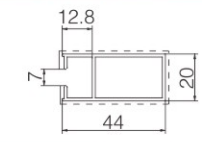
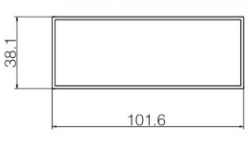
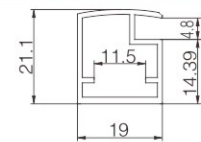
理论重量仅供参考

				
SX-WM675. 方管 0.9mm 0.176kg	SX-WM677. 上框 0.9mm 0.173kg	SX-WM678. 槽铝 0.8mm 0.056kg	SX-WM679. 压块 5.0mm 0.792kg	SX-WM680. 纱扇 1.0mm 0.135kg
				
SX-WM682. 下方 1.1mm 0.209kg	SX-WM683. 铝槽 1.3mm 0.135kg	SX-WM684. 中横 1.476kg	SX-WM685. 装饰条 2.1mm 0.283kg	SX-WM686. 铝槽 0.9mm 0.249kg
				
SX-WM687. 固定框 0.9mm 0.168kg	SX-WM689. 梅花管 0.448kg	SX-WM690. 装饰条 1.6mm 0.379kg	SX-WM691. 铝条 0.110kg	SX-WM692. 铝条 0.122kg
				
SX-WM693. 铝条 0.163kg	SX-WM694. 铝条 0.435kg	SX-WM695. 铝丝 0.042kg	SX-WM696. 铝丝 0.133kg	SX-WM697. 下轨 0.8mm 0.217kg
				
SX-WM698. 下轨 0.8mm 0.181kg	SX-WM700. 铝槽 1.4mm 0.385kg	SX-WM701.50x25 方管 1.5mm 0.595kg	SX-WM702.38x38 方管 1.5mm 0.557kg	SX-WM703. 圆管 2.5mm 0.585kg
				
SX-WM706. 铝槽 1.6mm 0.232kg	SX-WM748. 单轨下滑 1.0mm 0.194kg	SX-WM749. 上滑 1.0mm 0.197kg	SX-WM750. 边封 1.0mm 0.221kg	SX-WM751. 边封 1.0mm 0.208kg
				
SX-WM752. 勾企 1.0mm 0.239kg	SX-WM753. 光企 1.0mm 0.207kg	SX-WM754. 上方 1.0mm 0.233kg	SX-WM755. 下滑 1.0mm 0.257kg	SX-WM756. 上滑 1.0mm 0.229kg
				
SX-WM757. 上滑 1.3mm 0.727kg	SX-WM758. 上方 1.3mm 0.483kg	SX-WM759. 下方 1.3mm 0.631kg	SX-WM760. 勾企 1.3mm 0.552kg	SX-WM761. 边封 1.3mm 0.565kg
				
SX-WM762. 光企 1.3mm 0.558kg	SX-WM763. 边框 1.4mm 0.411kg	SX-WM764. 边框 1.4mm 0.572kg	SX-WM765.25x60 方管 0.9mm 0.406kg	SX-WM796. 装饰料 0.250kg
				
SX-WM800. 边框 1.2mm 0.322kg	SX-WM801. 窗扇 1.3mm 0.564kg	SX-WM802. 窗框 1.3mm 0.509kg	SX-WM803. 压线 1.2mm 0.184kg	SX-WM804. 上方 1.0mm 0.138kg

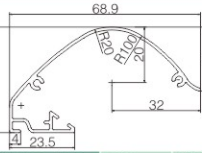
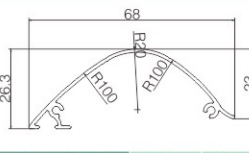
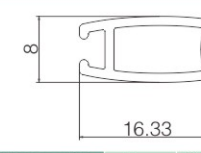
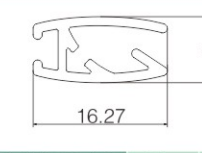
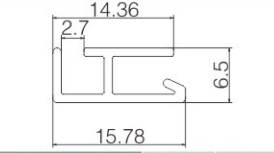
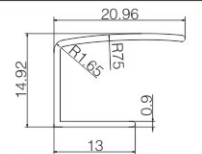
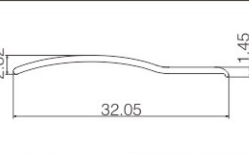
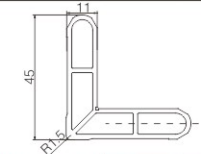
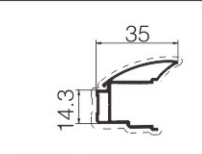
理论重量仅供参考

 SX-WM805. 上滑 1.2mm 0.545kg	 SX-WM806. 下滑 1.2mm 0.471kg	 SX-WM807. 内下方 1.3mm 0.405kg	 SX-WM808. 外下方 1.3mm 0.476kg	 SX-WM809. 勾企 1.3mm 0.373kg
 SX-WM810. 边封 1.3mm 0.442kg	 SX-WM811. 勾企 1.3mm 0.442kg	 SX-WM812. 下滑 1.3mm 0.70kg	 SX-WM813. 圆管 2.0mm 1.361kg	 SX-WM814. 中固 1.3mm 0.864kg
 SX-WM815. 小中固 1.3mm 0.618kg	 SX-WM816. 窗扇 1.4mm 0.658kg	 SX-WM817. 大压线 1.2mm 0.186kg	 SX-WM818. 中挺 1.4mm 0.790kg	 SX-WM819. 压线 1.3mm 0.183kg
 SX-WM820. 大压线 1.3mm 0.190kg	 SX-WM821. 门板 1.1mm 0.604kg	 SX-WM822. 18×26 槽铝 1.2mm 0.192kg	 SX-WM823. 25 方管 0.8mm 0.209kg	 SX-WM824. 槽铝 1.3mm 0.459kg
 SX-WM825. 小盖板 0.125kg	 SX-WM826. 横料 1.0mm 0.121kg	 SX-WM827. 角铝 0.098kg	 SX-WM828. 角铝 1.2mm 0.116kg	 SX-WM829. 下轨 1.0mm 0.110kg
 SX-WM830. 挡板 0.85mm 0.081kg	 SX-WM831. 矩形管 1.0mm 0.328kg	 SX-WM832. 矩形管 0.9mm 0.507kg	 SX-WM833. 矩形管 0.8mm 0.404kg	 SX-WM834. 矩形管 2.0mm 1.191kg
 SX-WM835. 矩形管 1.5mm 0.953kg	 SX-WM836. 矩形管 0.9mm 0.406kg	 SX-WM837. 矩形管 1.4mm 0.747kg	 SX-WM838. 38 方管 0.8mm 0.321kg	 SX-WM839. 上方 0.9mm 0.333kg
 SX-WM840. 矩形管 1.7mm 1.309kg	 SX-WM842. 光企 1.0mm 0.344kg	 SX-WM891. 压线 1.2mm 0.200kg	 SX-WM894. 中挺 1.3mm 0.666kg	 SX-WM895. 边框 1.7mm 0.523kg
 SX-WM896. 压线 1.3mm 0.125kg	 SX-WM917. 把手 1.3mm 0.319kg	 SX-WM918. 把手 1.3mm 0.412kg	 SX-WM920. 固定框 1.1mm 0.311kg	 SX-WM921. 固定框 1.2mm 0.425kg
 SX-WM922. 固定框 1.2mm 0.430kg	 SX-WM923. 固定框 1.2mm 0.429kg	 SX-WM924. 把手 0.388kg	 SX-WM926. 把手 0.386kg	 SX-WM929. 装饰件 1.1mm 0.113kg

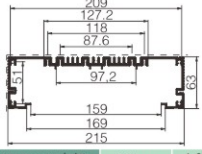
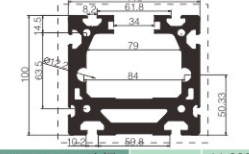
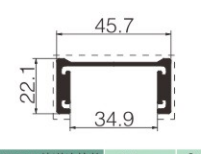
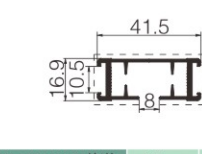
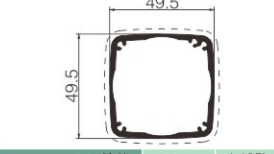
理论重量仅供参考

				
SX-WM930 固定框 1.15mm 0.257kg	SX-WM1005 角铝 1.8mm 0.084kg	SX-WM1140 框料 0.8mm 0.105kg	SX-WM1141 压线 0.8mm 0.114kg	SX-WM1142 101.5 方管 2.0mm 1.327kg
				
SX-WM1169 光企 1.3mm 0.465kg	SX-WM1170 方管 1.5mm 1.111kg	SX-WM1171 固定框 1.1mm 0.277kg		

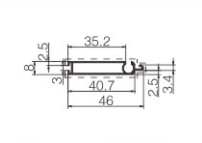
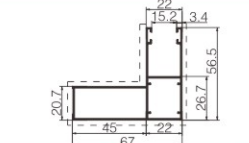
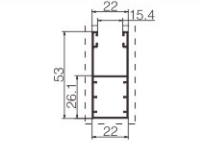
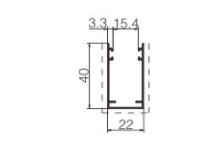
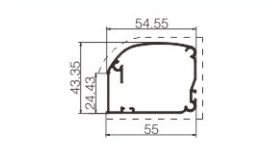
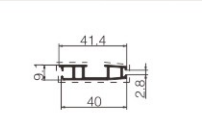



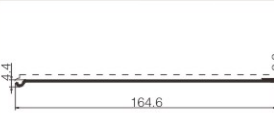
Poland (波兰)

				
SX-WM1186 边框一 1.05mm 0.452kg	SX-WM1187 边框二 1.05mm 0.336kg	SX-WM1188 纱边 1.1mm 0.132kg	SX-WM1189 纱边 1.1mm 0.140kg	SX-WM1190 纱边 1.0mm 0.106kg
				
SX-WM1191 纱边 1.0mm 0.120kg	SX-WM1194 装饰板 0.95mm 0.083kg	SX-WM1206 角码 1.6mm 0.842kg	SX-WM4776 边框 1.0mm 0.342kg	


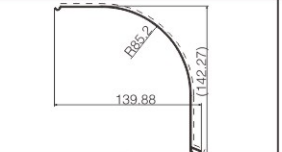
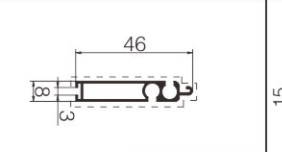
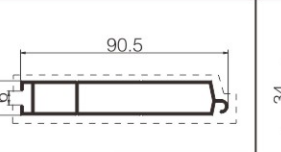
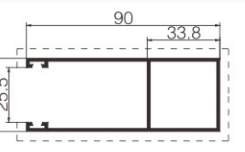
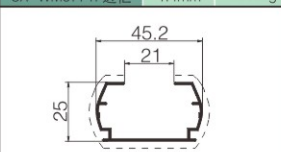
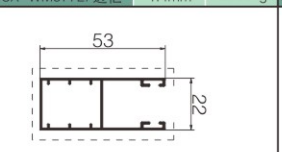
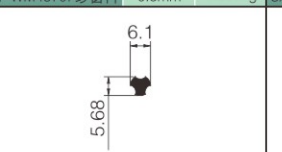
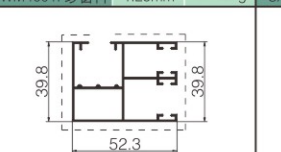
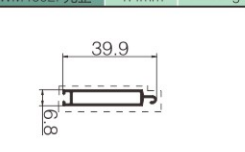
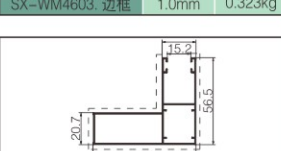
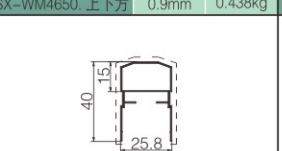
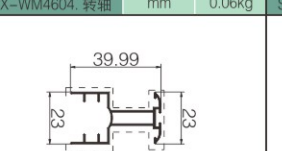

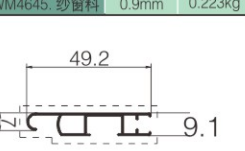
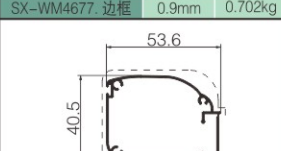




Russia (俄罗斯)

				
SX-WM2339 支架 2.0mm 4.662kg	SX-WM3383 边框 1.1mm 11.228kg	SX-WM4394 轨道连接件 1.5mm 0.683kg	SX-WM4395 轨道 1.2mm 0.494kg	SX-WM4396 管件 2.5mm 1.125kg

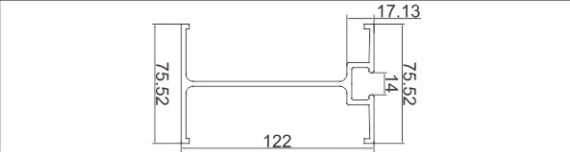
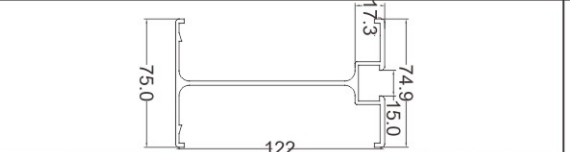
Serbia (塞尔维亚)

				
SX-WM3610 纱窗料 0.8mm 0.251kg	SX-WM3611 边框 1.1mm 0.832kg	SX-WM3613 上下方 0.8mm 0.381kg	SX-WM3651 边框 0.9mm 0.298kg	SX-WM3652 边框 1.1mm 0.654kg
				
SX-WM3654 纱料 1.0mm 0.317kg	SX-WM3767 边框 1.4mm 0.954kg	SX-WM3768 边框 1.4mm 0.788kg	SX-WM3769 插板 1.4mm 0.562kg	SX-WM3770 插板 1.4mm 0.657kg

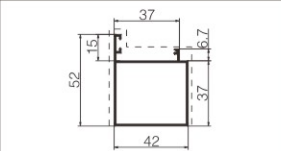
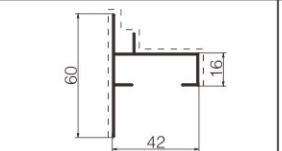
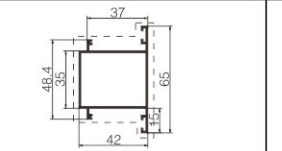

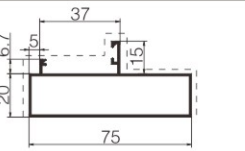
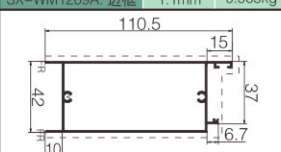
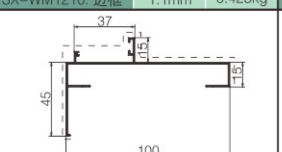
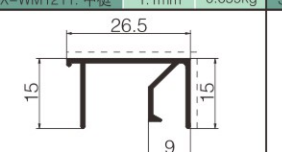

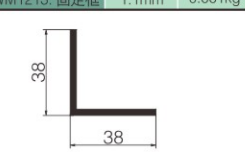
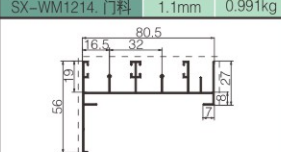
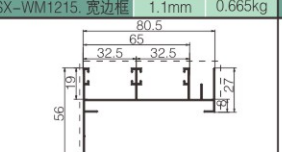
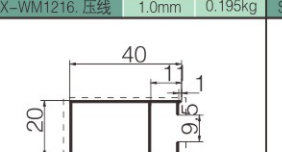

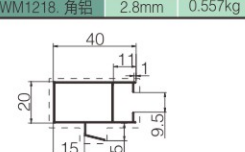
理论重量仅供参考

 SX-WM3771 边框 1.4mm 1.050kg	 SX-WM3772 边框 1.4mm 0.959kg	 SX-WM4379 纱窗料 0.8mm 0.280kg	 SX-WM4601 纱窗料 1.25mm 0.752kg	 SX-WM4602 光企 1.4mm 0.986kg
 SX-WM4603 边框 1.0mm 0.323kg	 SX-WM4650 上下方 0.9mm 0.438kg	 SX-WM4604 转轴 mm 0.06kg	 SX-WM4644 边框 0.9mm 0.699kg	 SX-WM4645 纱窗料 0.9mm 0.223kg
 SX-WM4677 边框 0.9mm 0.702kg	 SX-WM4680 边框 0.8mm 0.291kg	 SX-WM4681 边框 0.8mm 0.314kg	 SX-WM4921 边框 0.9mm 0.240kg	 SX-WM4922 纱窗料 0.9mm 0.280kg
 SX-WM5140 边框 0.95mm 0.564kg	 SX-WM5141 纱料 0.8mm 0.146kg	 SX-WM5396 管件 0.9mm 0.245kg	 SX-WM5436 边框 1.5mm 0.661kg	 SX-WM5437 边框 1.2mm 0.321kg

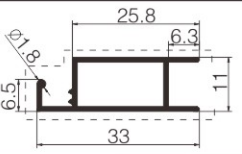
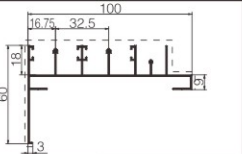
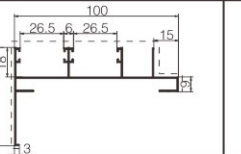
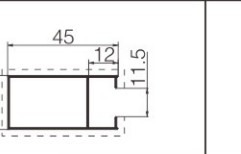
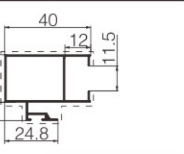
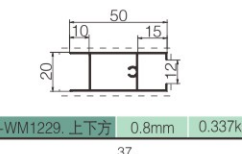
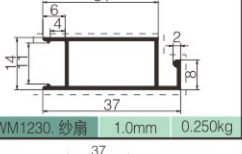
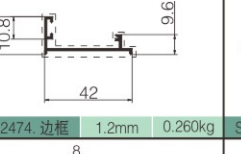
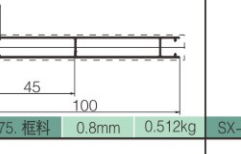
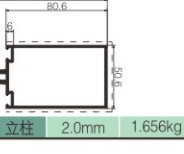
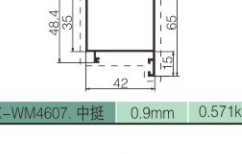


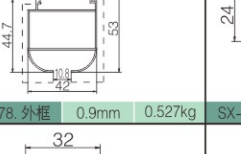

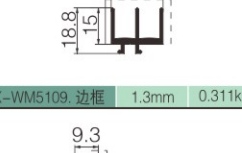
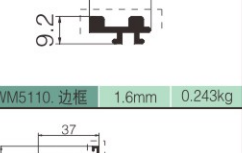
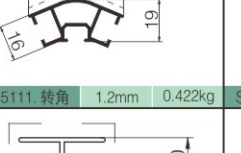
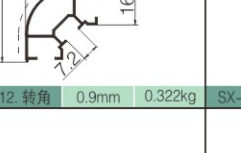
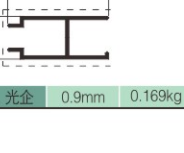



Singapore (新加坡)

 SX-WM5403 支架 3.1mm 2.529kg	 SX-WM7192 支架 2.5mm 1.993kg
--	--

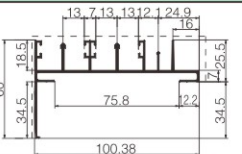
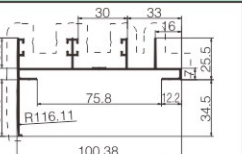
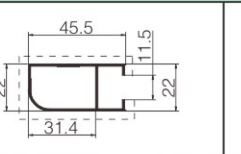
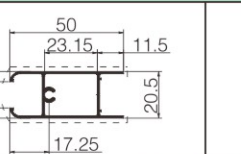
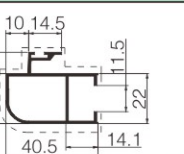
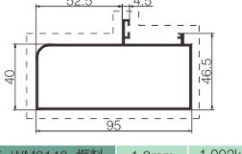
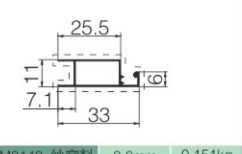
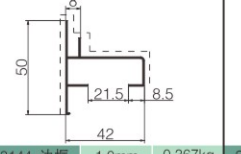
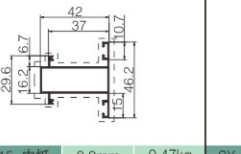
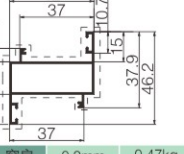

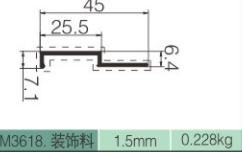
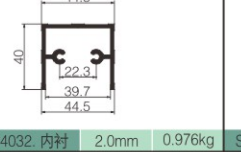
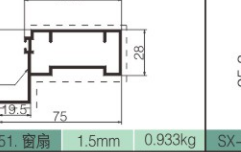
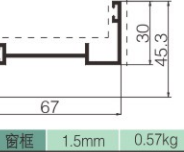
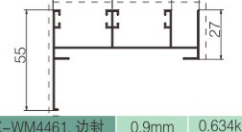

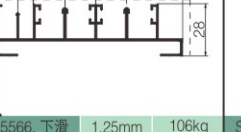
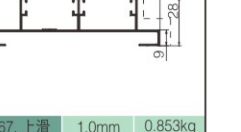
Somalia (索马里)

 SX-WM1209A 边框 1.1mm 0.565kg	 SX-WM1210 边框 1.1mm 0.423kg	 SX-WM1211 中框 1.1mm 0.659kg	 SX-WM1212 边框 1.1mm 0.659kg	 SX-WM1213 固定框 1.1mm 0.661kg
 SX-WM1214 门料 1.1mm 0.991kg	 SX-WM1215 宽边框 1.1mm 0.665kg	 SX-WM1216 压线 1.0mm 0.195kg	 SX-WM1217 立柱 1.0mm 0.294kg	 SX-WM1218 角铝 2.8mm 0.557kg
 SX-WM1219 上下滑 1.0mm 0.783kg	 SX-WM1220 边封 1.0mm 0.710kg	 SX-WM1221 光企 0.8mm 0.273kg	 SX-WM1222 上下方 0.8mm 0.285kg	 SX-WM1223 勾企 0.8mm 0.307kg

理论重量仅供参考

				
SX-WM1224. 纱扇 1.0mm 0.229kg	SX-WM1225. 上下滑 1.0mm 0.897kg	SX-WM1226. 边封 1.0mm 0.749kg	SX-WM1227. 光企 0.8mm 0.303kg	SX-WM1228. 勾企 0.8mm 0.349kg
				
SX-WM1229. 上下方 0.8mm 0.337kg	SX-WM1230. 纱扇 1.0mm 0.250kg	SX-WM2474. 边框 1.2mm 0.260kg	SX-WM2475. 框料 0.8mm 0.512kg	SX-WM2476. 立柱 2.0mm 1.656kg
				
SX-WM4607. 中挺 0.9mm 0.571kg	SX-WM4608. 内开扇 0.9mm 0.571kg	SX-WM4609. 边框 0.9mm 0.344kg	SX-WM4678. 外框 0.9mm 0.527kg	SX-WM5108. 边框 0.9mm 0.465kg
				
SX-WM5109. 边框 1.3mm 0.311kg	SX-WM5110. 边框 1.6mm 0.243kg	SX-WM5111. 转角 1.2mm 0.422kg	SX-WM5112. 转角 0.9mm 0.322kg	SX-WM5113. 光企 0.9mm 0.169kg
				
SX-WM5115. 光企 1.0mm 0.287kg	SX-WM5709. 宽边框 1.5mm 0.865kg	SX-WM8027. 装饰料 1.0mm 0.192kg		

Somaliland (索马里兰)

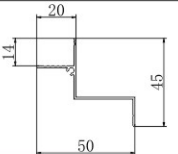
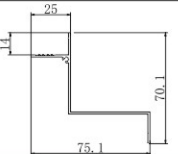
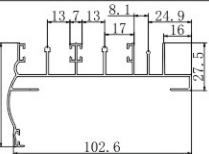
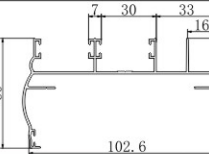
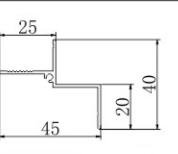



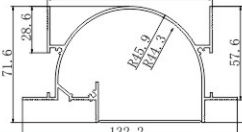
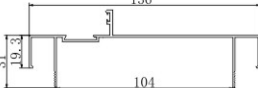
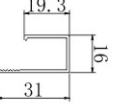
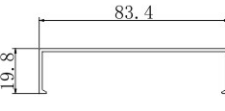
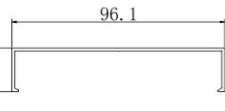
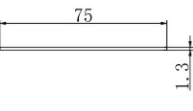
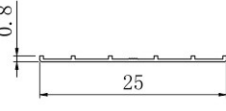

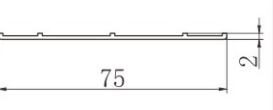
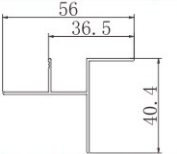
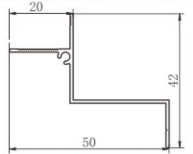
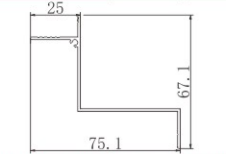

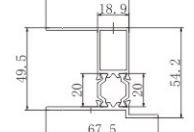
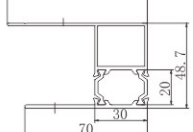
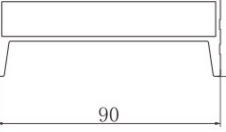

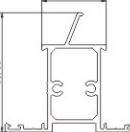
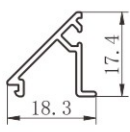
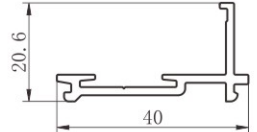
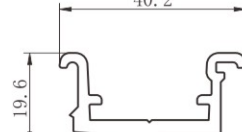
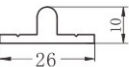

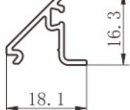
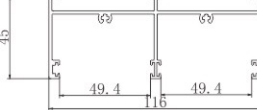
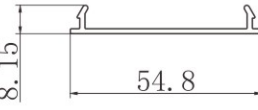
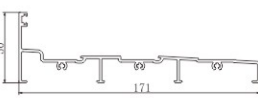
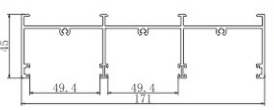
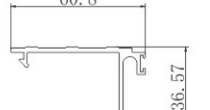
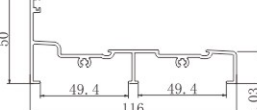
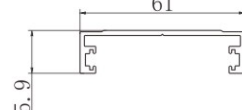
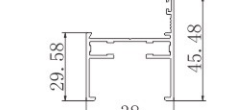
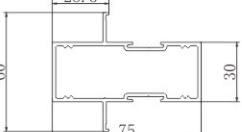
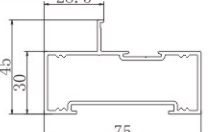
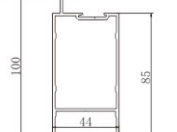
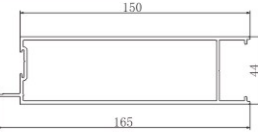
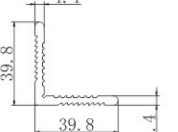
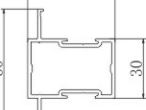
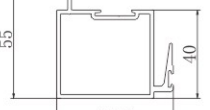
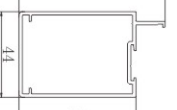
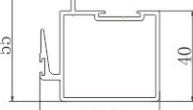

				
SX-WM3136. 下滑 1.5mm 1.160kg	SX-WM3137. 上滑 1.0mm 0.827kg	SX-WM3139. 光企 1.1mm 0.411kg	SX-WM3140. 上下方 1.0mm 0.438kg	SX-WM3141. 勾企 1.1mm 0.465kg
				
SX-WM3142. 框料 1.2mm 1.002kg	SX-WM3143. 纱窗料 0.6mm 0.151kg	SX-WM3144. 边框 1.0mm 0.367kg	SX-WM3615. 中挺 0.9mm 0.47kg	SX-WM3616. 窗扇 0.9mm 0.47kg
				
SX-WM3617. 窗框 0.9mm 0.395kg	SX-WM3618. 装饰料 1.5mm 0.228kg	SX-WM4032. 内衬 2.0mm 0.976kg	SX-WM4051. 窗扇 1.5mm 0.933kg	SX-WM4052. 窗框 1.5mm 0.57kg
				
SX-WM4461. 边封 0.9mm 0.634kg	SX-WM4988. 上下方 0.8mm 0.306kg	SX-WM5566. 下滑 1.25mm 106kg	SX-WM5567. 上滑 1.0mm 0.853kg	

理论重量仅供参考

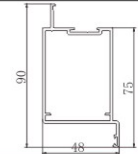
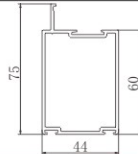
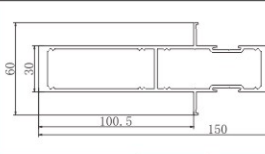
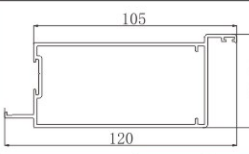
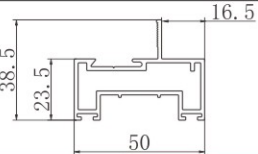
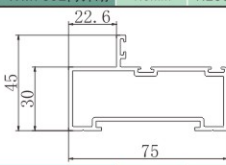
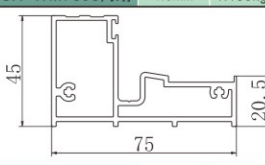
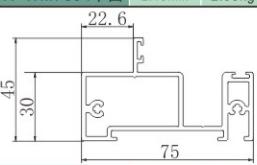
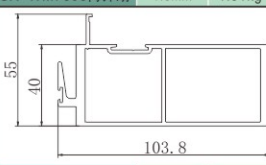
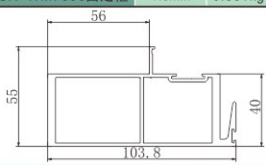
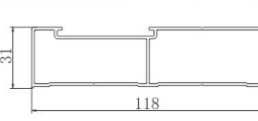
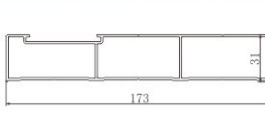
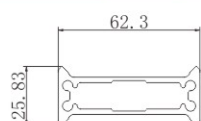
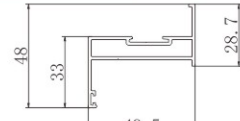

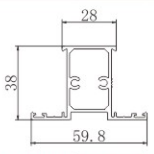
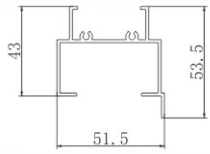
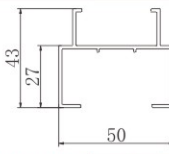
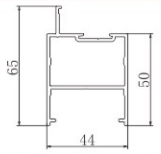
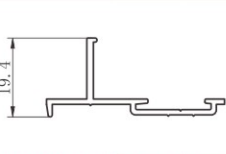
South Africa (南非)

SX-WM1393.固定框 1.6mm 1.070kg	SX-WM1394.中国 1.6mm 1.116kg	SX-WM1397.门扇 1.7mm 1.313kg	SX-WM1402.压座 1.4mm 0.268kg	SX-WM1431.固定框 1.0mm 0.655kg
SX-WM1610.内开扇 1.4mm 0.812kg	SX-WM1611.边框 1.6mm 0.858kg	SX-WM1612.门扇 1.6mm 0.876kg	SX-WM1614.门中横 1.6mm 1.318kg	SX-WM1616.固定框 1.8mm 1.093kg
SX-WM1617.单轨 0.254kg	SX-WM1618.插板 0.305kg	SX-WM1620.内寸 1.3mm 0.808kg	SX-WM1622.压线 0.8mm 0.102kg	SX-WM1623.卡槽 1.8mm 0.603kg
SX-WM1624.边框 1.7mm 1.373kg	SX-WM1625.边框 1.8mm 1.350kg	SX-WM1644.铝板 1.8mm 0.367kg	SX-WM1645.铝板 1.3mm 0.278kg	SX-WM1646.上滑 1.3mm 0.647kg
SX-WM1647.中腰 1.3mm 0.712kg	SX-WM1648.压线 1.0mm 0.168kg	SX-WM1649.边框 1.6mm 0.990kg	SX-WM2317.百叶框 1.2mm 0.855kg	SX-WM3104.边框 1.1mm 0.632kg
SX-WM3105.边框 1.1mm 0.586kg	SX-WM3109.铝条 1.8mm 0.49kg	SX-WM3110.铝条 1.4mm 0.284kg	SX-WM3114.中腰 1.4mm 0.694kg	SX-WM3115.中国 1.1mm 0.704kg
SX-WM3117.固定框 1.3mm 0.694kg	SX-WM3121.固定框 1.3mm 0.718kg	SX-WM3124.中腰 1.2mm 0.743kg	SX-WM3125.压线 1.1mm 0.193kg	SX-WM3128.中国 1.3mm 0.768kg
SX-WM3564.边框 1.3mm 0.351kg	SX-WM3565.压座 1.5mm 0.319kg	SX-WM3566.边框 1.8mm 1.399kg	SX-WM3567.卡槽 1.8mm 0.511kg	SX-WM3680.边框 1.5mm 0.377kg
SX-WM3681.边框 1.6mm 0.616kg	SX-WM4376.边框 1.3mm 0.383kg	SX-WM4728.边框 1.7mm 0.66kg	SX-WM4729.边框 1.7mm 0.475kg	SX-WM4867.边框 1.2mm 0.232kg

理论重量仅供参考

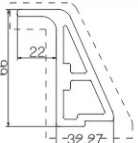
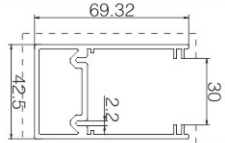
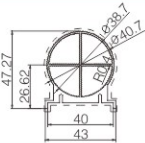
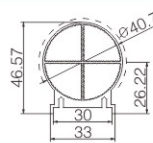
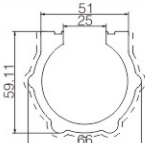
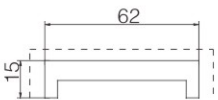
				
SX-WM4868 边框 1.0mm 0.261kg	SX-WM4869 边框 1.3mm 0.513kg	SX-WM3136A 下滑 1.2mm 1.074kg	SX-WM3137A 上滑 1.2mm 0.922kg	SX-WM5307 边框 1.3mm 0.300kg
				
SX-WM5682 槽铝 1.3mm 0.419kg	SX-WM5683 槽铝 1.3mm 0.465kg	SX-WM6445 边框 1.2mm 0.223kg	SX-WM6473 装饰料 1.6mm 1.789kg	SX-WM6952 固定框 1.2mm 0.868kg
				
SX-WM6953 边框 1.2mm 0.206kg	SX-WM7000 边框 1.35mm 0.453kg	SX-WM7001 边框 1.35mm 0.500kg	SX-WM7037 铝板 1.3mm 0.265kg	SX-WM7038 铝板 1.1mm 0.257kg
				
SX-WM7222 固定框 1.1mm 0.65kg	SX-WM7223 铝板 1.2mm 0.260kg	SX-WM7224 边框 1.1mm 0.325kg	SX-WM7376 边框 1.0mm 0.252kg	SX-WM7377 边框 1.3mm 0.502kg
				
SX-WM7451 转角 1.9mm 1.726kg	SX-WM7454 边框 1.5mm 1.164kg	SX-WM7494 边框 1.5mm 1.330kg	SX-WM7520 框料 1.9mm 1.360kg	SX-WM7711 上滑 1.3mm 0.647kg
				
SX-WM7667 中挺 1.5mm 0.888kg	SX-WM7668 压线 1.1mm 0.138kg	SX-WM7669 压座 1.8mm 0.346kg	SX-WM7670 卡槽 2.0mm 0.608kg	SX-WM7671 单轨 2.5mm 0.279kg
				
SX-WM7672 压线 1.1mm 0.199kg	SX-WM7673 压线 1.1mm 0.138kg	SX-WM7674 上滑 1.8mm 1.463kg	SX-WM7675 盖板 1.4mm 0.268kg	SX-WM7676 下滑 1.8mm 1.637kg
				
SX-WM7677 上滑 1.8mm 2.031kg	SX-WM7678 压线 1.7mm 0.653kg	SX-WM7679 下滑 1.8mm 1.234kg	SX-WM7680 边框 1.9mm 0.528kg	SX-WM7681 窗框 1.4mm 0.566kg
				
SX-WM7682 中固 1.8mm 1.279kg	SX-WM7686 固定框 1.8mm 1.214kg	SX-WM7684 门扇 1.75mm 1.376kg	SX-WM7685 门扇 2.3mm 2.403kg	SX-WM7686 角码 4.4mm 0.754kg
				
SX-WM7687 中固 1.8mm 0.911kg	SX-WM7688 勾企 1.8mm 1.084kg	SX-WM7689 光企 1.8mm 1.141kg	SX-WM7690 勾企 1.8mm 1.087kg	SX-WM7691 光企 1.8mm 1.381kg

理论重量仅供参考

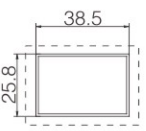
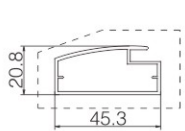
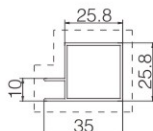
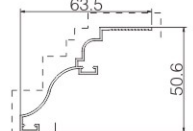
 <p>SX-WM7692内开扇 1.8mm 1.238kg</p>	 <p>SX-WM7693门扇 1.8mm 1.136kg</p>	 <p>SX-WM7694中固 2.15mm 2.95kg</p>	 <p>SX-WM7695内开扇 1.8mm 1.51kg</p>	 <p>SX-WM7696固定框 1.6mm 0.861kg</p>
 <p>SX-WM7697固定框 2.0mm 1.252kg</p>	 <p>SX-WM7698边框 2.0mm 1.611kg</p>	 <p>SX-WM7699边框 2.0mm 1.55kg</p>	 <p>SX-WM7700勾企 2.0mm 2.393kg</p>	 <p>SX-WM7701勾企 2.0mm 2.423kg</p>
 <p>SX-WM7702固定框 1.5mm 1.293kg</p>	 <p>SX-WM7703固定框 1.5mm 1.830kg</p>	 <p>SX-WM7704框料 2.5mm 1.183kg</p>	 <p>SX-WM7705内开扇 1.5mm 0.71kg</p>	 <p>SX-WM7706内开扇 1.4mm 0.56kg</p>
 <p>SX-WM7707中挺 1.5mm 0.822kg</p>	 <p>SX-WM7709边框 1.5mm 0.794kg</p>	 <p>SX-WM7710边框 1.5mm 0.685kg</p>	 <p>SX-WM7759边框 1.75mm 1.031kg</p>	 <p>SX-WM7761装饰料 1.3mm 0.262kg</p>

理论重量仅供参考

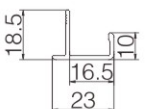
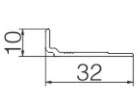
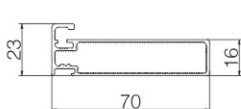
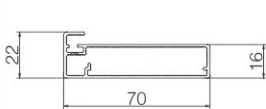
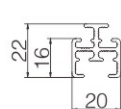
Spain (西班牙)

				
SX-WM4043. 边框 4.0mm 2.298kg	SX-WM5004. 边框 2.0mm 1.413kg	SX-WM4987. 底座 1.5mm 1.146kg	SX-WM5011. 底座 1.5mm 0.965kg	SX-WM5012. 阀座下体 5.0mm 2.685kg
				
SX-WM5013. 阀座上盖 5.1mm 1.543kg				

Sri Lanka (斯里兰卡)

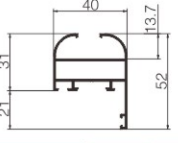
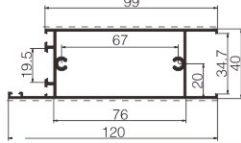
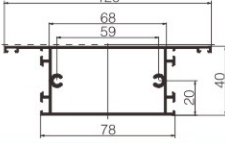
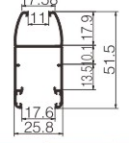
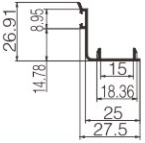

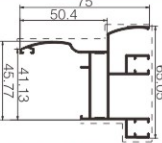
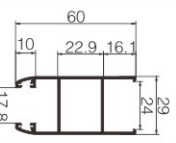
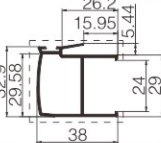

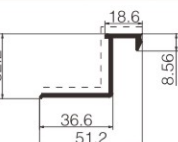
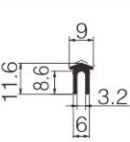
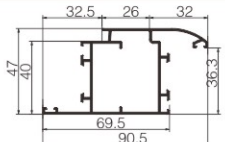
				
SX-WM5419. 方管 1.0mm 0.339kg	SX-WM5420. 边框 1.4mm 0.492kg	SX-WM5421. 边框 1.1mm 0.345kg	SX-WM5422. 装饰料 1.0mm 0.361kg	

Taiwan (台湾)

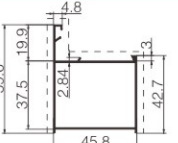
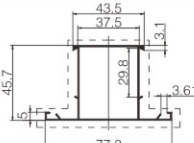
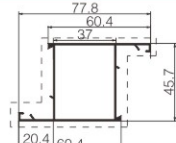
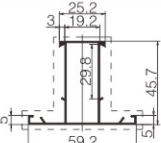
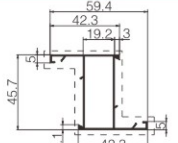
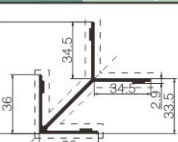
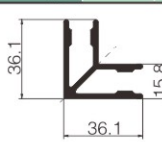

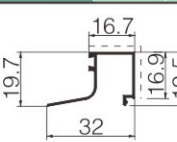
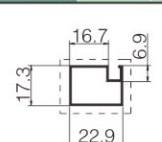
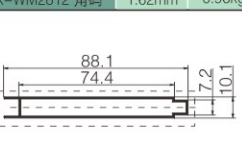
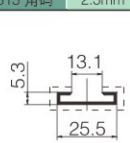
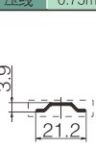
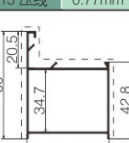
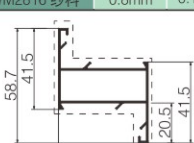
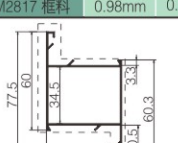
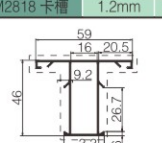
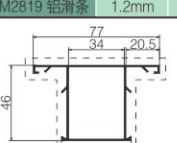
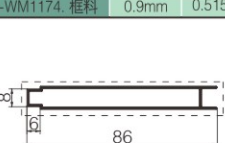
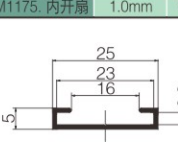
				
SX-WM5704.C20 门档 1.5mm 0.195kg	SX-WM5705.C30 门档 1.5mm 0.151kg	SX-WM5706. 立框 1.2mm 0.653kg	SX-WM5707. 上下框 1.25mm 0.657kg	SX-WM5708. 中间框 1.5mm 0.359kg

理论重量仅供参考

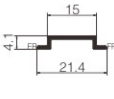
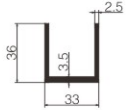
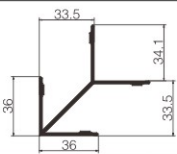
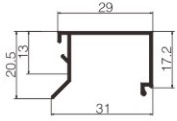
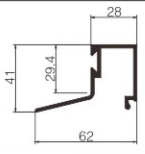
Tunisia (突尼斯)

				
SX-WM2377 边框 1.1mm 0.619kg	SX-WM2378 门扇 1.3mm 1.281kg	SX-WM2379 门中横 1.3mm 1.286kg	SX-WM2381 光企 1.1mm 0.476kg	SX-WM2382 盖板 1.0mm 0.188kg
				
SX-WM2664 框料 1.2mm 0.928kg	SX-WM2665 框料 1.2mm 0.987kg	SX-WM2666 光企 1.2mm 0.645kg	SX-WM2667 勾企 1.2mm 0.481kg	SX-WM2668 上下方 1.2mm 0.585kg
				
SX-WM2669 压线 1.0mm 0.122kg	SX-WM2670 封盖 1.4mm 0.117kg	SX-WM2671 内开扇 1.2mm 0.989kg		

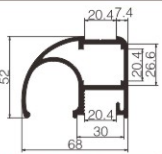
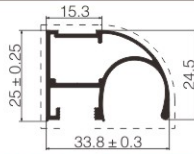
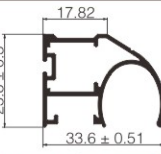
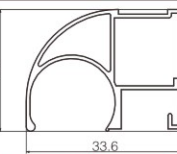
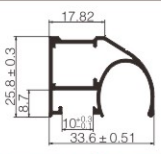
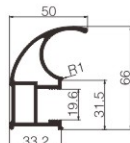
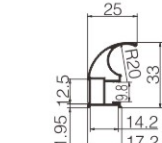
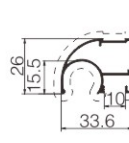
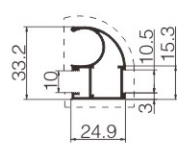
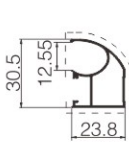
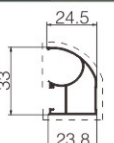
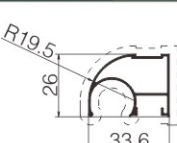
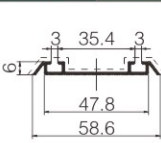
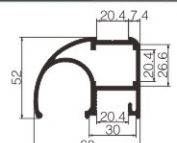
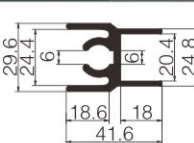
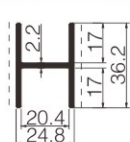
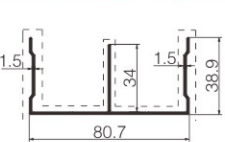
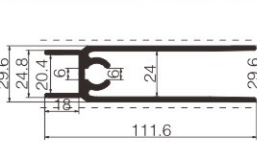
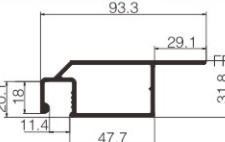
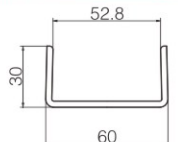
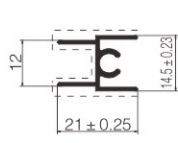
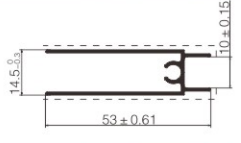
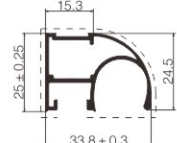
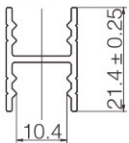
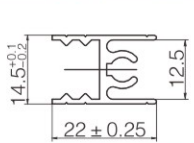
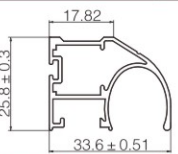
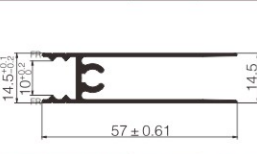
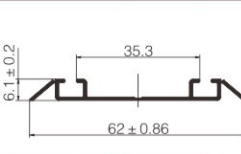
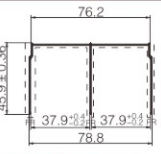
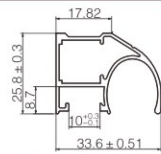
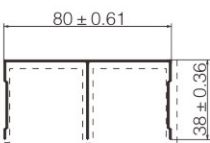
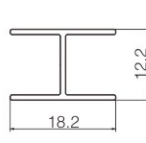
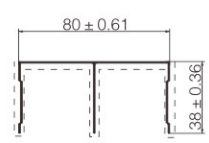
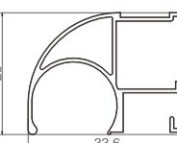
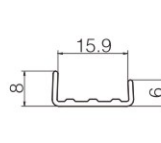
Turkmenistan (土库曼斯坦)

				
SX-WM2807 边框 0.89mm 0.499kg	SX-WM2808 中挺 0.9mm 0.591kg	SX-WM2809 内开扇 0.9mm 0.591kg	SX-WM2810 中挺 0.89mm 0.50kg	SX-WM2811 内开扇 0.89mm 0.50kg
				
SX-WM2812 角码 1.62mm 0.96kg	SX-WM2813 角码 2.3mm 0.906kg	SX-WM2814 压线 0.75mm 0.167kg	SX-WM2815 压线 0.77mm 0.166kg	SX-WM2816 纱料 0.8mm 0.188kg
				
SX-WM2817 框料 0.98mm 0.513kg	SX-WM2818 卡槽 1.2mm 0.141kg	SX-WM2819 铝滑条 1.2mm 0.076kg	SX-WM1174 框料 0.9mm 0.515kg	SX-WM1175 内开扇 1.0mm 0.563kg
				
SX-WM1176 内开扇 1.0mm 0.666kg	SX-WM1177 中挺 1.0mm 0.565kg	SX-WM1178 门中横 1.0mm 0.663kg	SX-WM1179 门板 1.1mm 0.564kg	SX-WM1180 滑槽 1.0mm 0.114kg

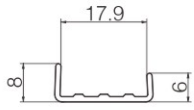
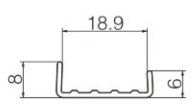
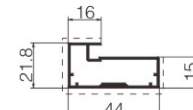
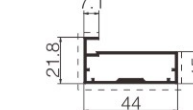
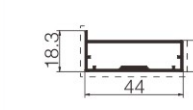
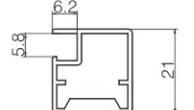
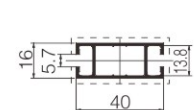
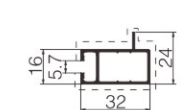
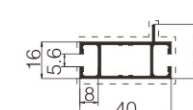
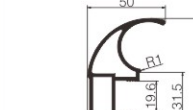
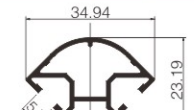
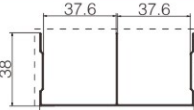
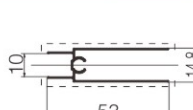

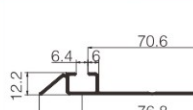
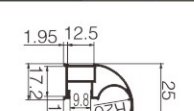


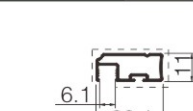
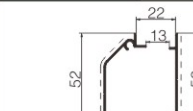

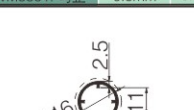
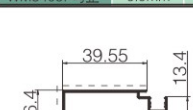


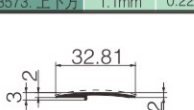
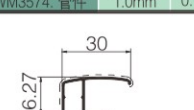
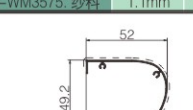


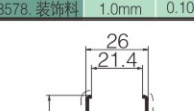


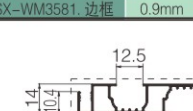


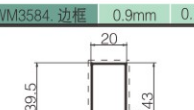

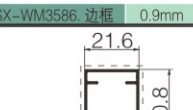



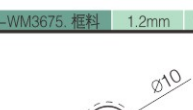


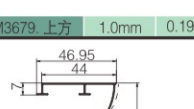
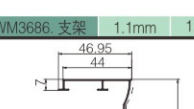
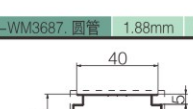
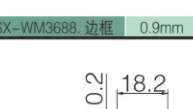

理论重量仅供参考

				
SX-WM1181 铝滑条 1.1mm 0.079kg	SX-WM1182 铝槽 2.5mm 0.756kg	SX-WM1183 角码 1.9mm 1.059kg	SX-WM1184 单坡压线 1.0mm 0.212kg	SX-WM1185 中空压线 1.0mm 0.209kg


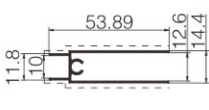

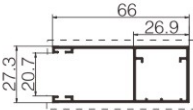
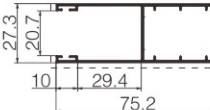
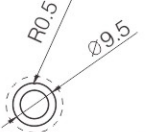
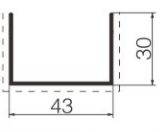

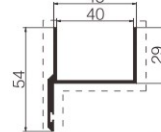
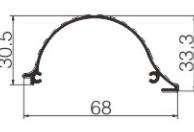

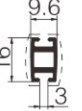

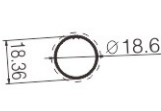
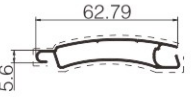
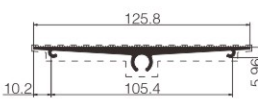

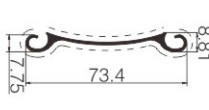
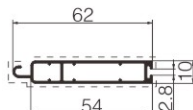
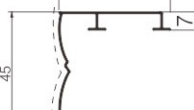
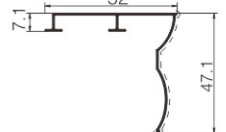
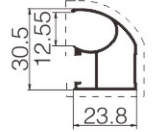
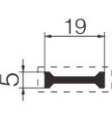
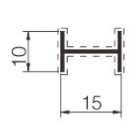

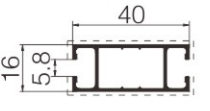
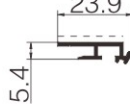

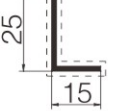
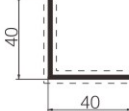
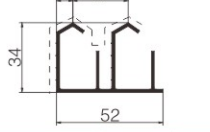

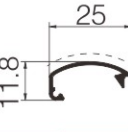
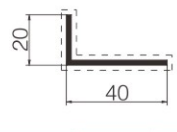
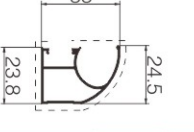

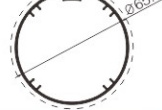
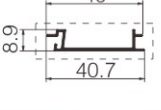
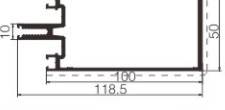
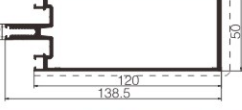
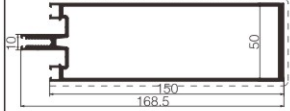
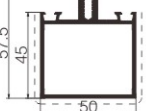
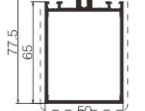
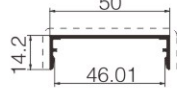
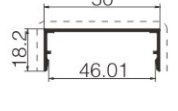
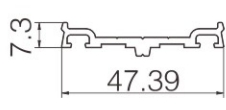
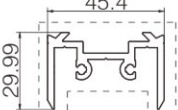
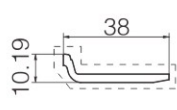

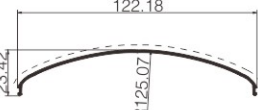
乌克兰 (Ukraine)

				
SX-WM159 侧扇二 1.2mm 0.458kg	SX-WM1344 光企 1.0mm 0.368kg	SX-WM1560 勾企 1.0mm 0.405kg	SX-WM1728 勾企 0.8mm 0.343kg	SX-WM1608 勾企 1.0mm 0.386kg
				
SX-WM2014 勾企 1.0mm 0.331kg	SX-WM2903 勾企 0.8mm 0.288kg	SX-WM3381 勾企 0.8mm 0.309kg	SX-WM3405 勾企 0.9mm 0.345kg	SX-WM4434 光企 0.8mm 0.254kg
				
SX-WM4631 勾企 0.8mm 0.260kg	SX-WM5127 勾企 0.8mm 0.299kg	SX-WM157 下滑 1.2mm 0.274kg	SX-WM159 侧扇二 1.2mm 0.458kg	SX-WM160 上方 0.257kg
				
SX-WM161 中横 1.1mm 0.139kg	SX-WM162 上滑 1.4mm 0.742kg	SX-WM163 下方 0.522kg	SX-WM211 纱扇 0.7mm 0.145kg	SX-WM232 U型槽 1.0mm 0.102kg
				
SX-WM1342 上方 1.0mm 0.191kg	SX-WM1343 下方 1.0mm 0.362kg	SX-WM1344 光企 1.0mm 0.368kg	SX-WM1557 中横 1.2mm 0.203kg	SX-WM1558 上方 1.0mm 0.249kg
				
SX-WM1560 勾企 1.0mm 0.405kg	SX-WM1562 下方 1.0mm 0.442kg	SX-WM1563 下滑 1.0mm 0.249kg	SX-WM1564 上滑 1.0mm 0.582kg	SX-WM1608 勾企 1.0mm 0.386kg
				
SX-WM1703 上滑 1.0mm 0.524kg	SX-WM1704 中横 0.9mm 0.114kg	SX-WM1727 上滑 0.9mm 0.473kg	SX-WM1728 勾企 0.8mm 0.343kg	SX-WM2004 槽铝 1.1mm 0.096kg

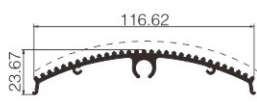
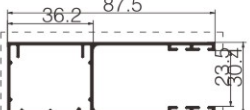

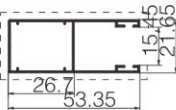
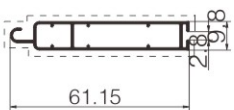
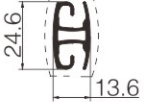

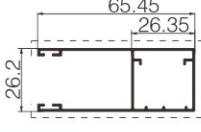
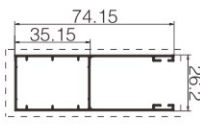
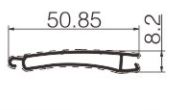
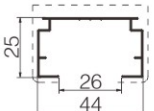
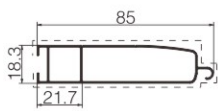
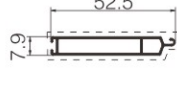
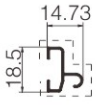
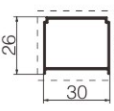
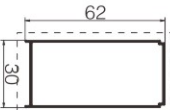

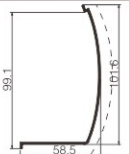
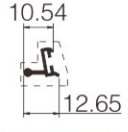
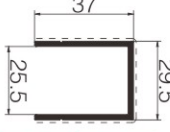
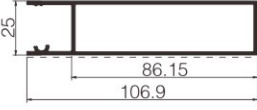
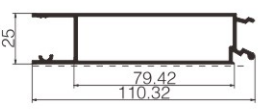
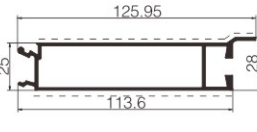

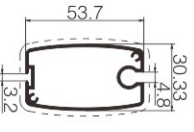
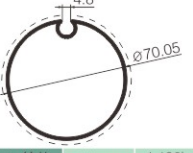
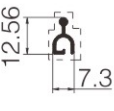
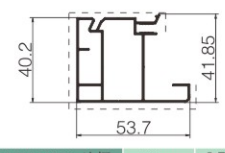
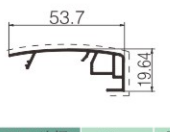
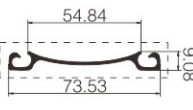
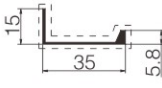
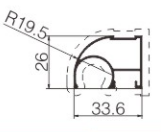
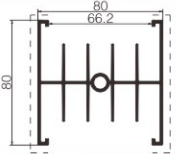
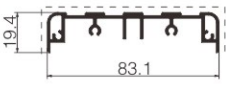
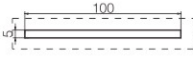

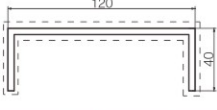
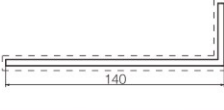
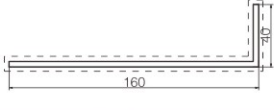
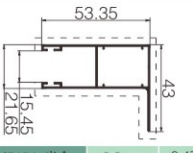
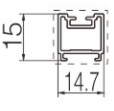
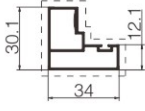
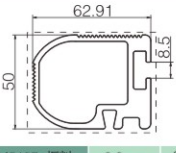
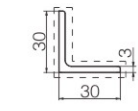
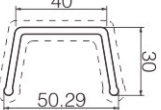
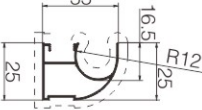
理论重量仅供参考

 SX-WM2005 槽铝 1.1mm 0.102kg	 SX-WM2006 槽铝 1.1mm 0.105kg	 SX-WM2007 边框 1.1mm 0.467kg	 SX-WM2008 边框 1.1mm 0.445kg	 SX-WM2009 边框 1.1mm 0.411kg
 SX-WM2010 边框 1.1mm 0.350kg	 SX-WM2011 中横 1.1mm 0.395kg	 SX-WM2012 光企 1.1mm 0.335kg	 SX-WM2013 中横 1.1mm 0.421kg	 SX-WM2014 勾企 1.0mm 0.331kg
 SX-WM2015 转角 1.1mm 0.370kg	 SX-WM2268 上滑 0.8mm 0.421kg	 SX-WM2269 下方 0.8mm 0.294kg	 SX-WM2270 上方 0.8mm 0.156kg	 SX-WM2281 下滑 0.8mm 0.204kg
 SX-WM2903 勾企 0.8mm 0.288kg	 SX-WM3381 勾企 0.8mm 0.309kg	 SX-WM3405 勾企 0.9mm 0.345kg	 SX-WM3571 边框 1.0mm 0.221kg	 SX-WM3572 边框 1.1mm 0.584kg
 SX-WM3573 上下方 1.1mm 0.226kg	 SX-WM3574 管件 1.0mm 0.144kg	 SX-WM3575 纱料 1.1mm 0.402kg	 SX-WM3576 管件 1.0mm 0.400kg	 SX-WM3577 管件 1.0mm 0.286kg
 SX-WM3578 装饰料 1.0mm 0.104kg	 SX-WM3579 装饰料 0.9mm 0.171kg	 SX-WM3580 装饰料 1.0mm 0.428kg	 SX-WM3581 边框 0.9mm 0.415kg	 SX-WM3582 管件 0.9mm 0.307kg
 SX-WM3583 装饰料 1.2mm 0.231kg	 SX-WM3584 边框 0.9mm 0.130kg	 SX-WM3585 边框 1.3mm 0.572kg	 SX-WM3586 边框 0.9mm 0.476kg	 SX-WM3587 纱料 0.9mm 0.342kg
 SX-WM3588 边框 0.95mm 0.192kg	 SX-WM3674 管件 1.0mm 0.310kg	 SX-WM3675 框料 1.2mm 0.327kg	 SX-WM3676 框料 0.9mm 0.256kg	 SX-WM3677 框料 0.9mm 0.118kg
 SX-WM3679 上方 1.0mm 0.191kg	 SX-WM3686 支架 1.1mm 1.05kg	 SX-WM3687 四圆 1.88mm 0.130kg	 SX-WM3688 边框 0.9mm 0.142kg	 SX-WM3689 边框 0.8mm 0.060kg
 SX-WM3704 边框 0.8mm 0.290kg	 SX-WM3705 边框 0.8mm 0.305kg	 SX-WM3719 边框 0.8mm 0.278kg	 SX-WM3400 工字铝 1.0mm 0.127kg	 SX-WM4028 下滑 0.7mm 0.208kg

理论重量仅供参考

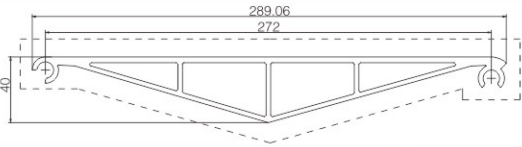
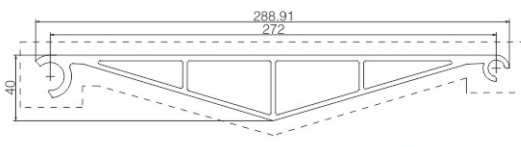
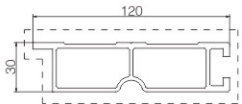
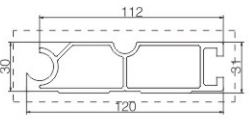
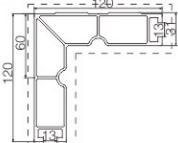
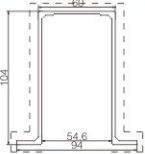
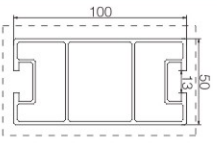
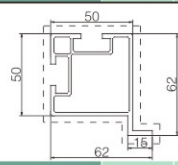
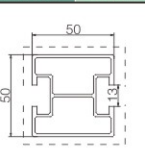
				
SX-WM4029, 上滑 0.8mm 0.421kg	SX-WM4030, 下方 0.9mm 0.334kg	SX-WM4103, 边框 1.0mm 0.335kg	SX-WM4104, 边框 1.2mm 0.640kg	SX-WM4105, 边框 1.2mm 0.709kg
				
SX-WM4150, 圆管 1.625mm 0.109kg	SX-WM4285, 槽铝 1.4mm 0.380kg	SX-WM4286, 槽铝 1.65mm 0.256kg	SX-WM4287, 边框 1.5mm 0.593kg	SX-WM4380, 边框 1.0mm 0.355kg
				
SX-WM4381, 管件 0.9mm 0.189kg	SX-WM4383, 光企 1.1mm 0.189kg	SX-WM4387, 边框 0.9mm 0.273kg	SX-WM4388, 管件 0.95mm 0.145kg	SX-WM4389, 边框 0.9mm 0.368kg
				
SX-WM4391, 支架 1.7mm 1.205kg	SX-WM4412, 边框 1.3mm 0.295kg	SX-WM4413, 边框 1.3mm 0.414kg	SX-WM4414, 纱窗料 1.0mm 0.433kg	SX-WM4417, 装饰料 0.7mm 0.213kg
				
SX-WM4418, 装饰料 0.8mm 0.269kg	SX-WM4434, 光企 0.8mm 0.254kg	SX-WM4476, 连接件 2.0mm 0.140kg	SX-WM4485, 工字铝 0.8mm 0.073kg	SX-WM4495, 卡槽 1.5mm 0.126kg
				
SX-WM4496, 中横 1.0mm 0.364kg	SX-WM4498, 装饰料 1.2mm 0.131kg	SX-WM4499, 圆管 2.0mm 0.308kg	SX-WM4500, 角铝 1.5mm 0.157kg	SX-WM4501, 角铝 2.0mm 0.424kg
				
SX-WM4502, 边框 1.5mm 0.683kg	SX-WM4523, 角铝 3.0mm 1.225kg	SX-WM4533, 装饰料 1.0mm 0.126kg	SX-WM4534, 角铝 2.0mm 0.316kg	SX-WM4631, 勾企 0.8mm 0.260kg
				
SX-WM4634, 管件 1.5mm 0.631kg	SX-WM4635, 管件 1.4mm 0.877kg	SX-WM4651, 边框 0.9mm 0.196kg	SX-WM4658, 立柱 1.8mm 2.088kg	SX-WM4659, 立柱 1.8mm 2.284kg
				
SX-WM4660, 立柱 2.0mm 2.788kg	SX-WM4661, 立柱 1.8mm 1.181kg	SX-WM4662, 立柱 1.8mm 1.377kg	SX-WM4663, 装饰盖 1.2mm 0.275kg	SX-WM4664, 装饰盖 1.2mm 0.301kg
				
SX-WM4665, 压板 2.0mm 0.393kg	SX-WM4666, 边框 2.4mm 0.931kg	SX-WM4667, 边框 3.0mm 0.330kg	SX-WM4705, 边框 1.5mm 0.773kg	SX-WM4706, 边框 1.44mm 0.542kg

理论重量仅供参考

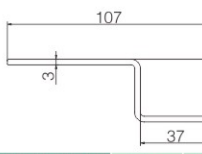
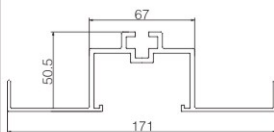
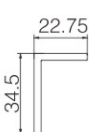
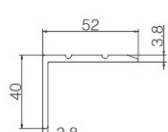

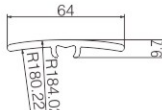
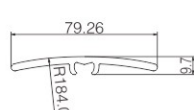
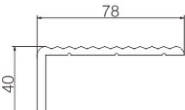
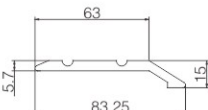
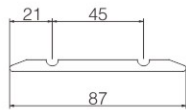
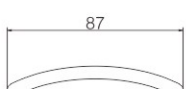
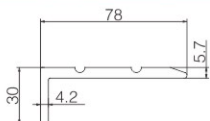
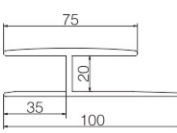
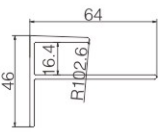
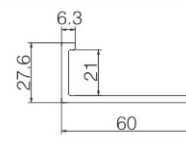

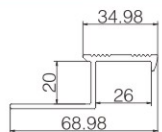
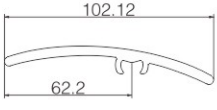
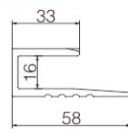
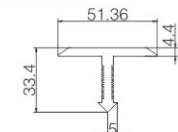
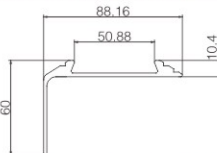
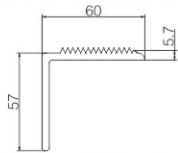
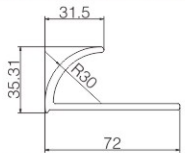
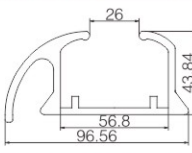
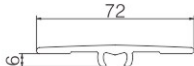
				
SX-WM4707 边框 1.51mm 1.183kg	SX-WM4779 光企 1.15mm 0.881kg	SX-WM4781 管件 0.9mm 0.074kg	SX-WM4782 光企 0.9mm 0.412kg	SX-WM4783 纱窗料 0.9mm 0.376kg
				
SX-WM4784 边框 1.0mm 0.321kg	SX-WM4785 边框 1.3mm 0.446kg	SX-WM4786 光企 0.9mm 0.513kg	SX-WM4787 光企 0.9mm 0.550kg	SX-WM4788 纱窗料 0.85mm 0.259kg
				
SX-WM4790 边框 0.8mm 0.261kg	SX-WM4793 纱窗料 0.9mm 0.540kg	SX-WM4794 纱窗料 0.9mm 0.296kg	SX-WM4795 边框 1.0mm 0.136kg	SX-WM4847 框料 0.95mm 0.302kg
				
SX-WM4848 框料 0.95mm 0.488kg	SX-WM4749 边框 1.6mm 1.122kg	SX-WM4750 边框 1.6mm 0.686kg	SX-WM4892 插件 0.9mm 0.091kg	SX-WM4973 槽铝 2.0mm 0.539kg
				
SX-WM4974 边框 1.7mm 1.128kg	SX-WM4975 边框 1.7mm 1.198kg	SX-WM4976 边框 1.7mm 1.376kg	SX-WM4977 边框 2.5mm 1.788kg	SX-WM4978 框料 1.3mm 0.702kg
				
SX-WM4979 管件 1.9mm 1.196kg	SX-WM4989 边框 1.1mm 0.085kg	SX-WM4990 边框 1.0mm 0.706kg	SX-WM4991 边框 1.0mm 0.342kg	
				
SX-WM5001 边框 1.35mm 0.450kg	SX-WM5010 边框 0.8mm 0.157kg	SX-WM5127 勾企 0.8mm 0.299kg	SX-WM4959 边框 1.7mm 2.143kg	SX-WM4960 边框 1.3mm 0.887kg
				
SX-WM4966 扁铝 5.0mm 1.360kg	SX-WM4967 扁铝 5.0mm 1.632kg	SX-WM4968 槽铝 4.0mm 2.089kg	SX-WM4969 角铝 4.0mm 1.915kg	SX-WM4970 角铝 3.5mm 1.846kg
				
SX-WM5134 光企 0.9mm 0.478kg	SX-WM5135 框料 0.9mm 0.170kg	SX-WM5136 边框 1.0mm 0.430kg	SX-WM5137 框料 3.0mm 2.387kg	SX-WM5138 角铝 3.0mm 0.469kg
				
SX-WM5139 边框 3.0mm 0.778kg	SX-WM5544 勾企 0.8mm 0.274kg			

理论重量仅供参考

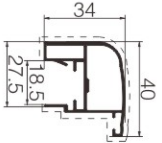
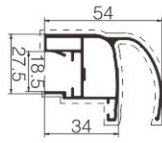
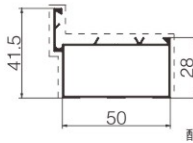
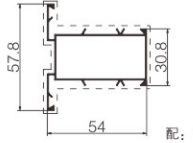
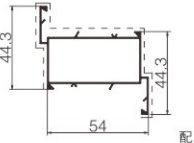
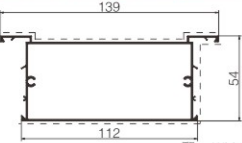
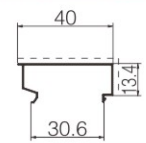
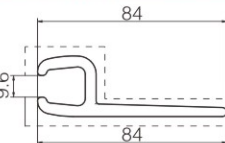
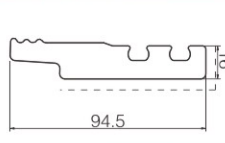
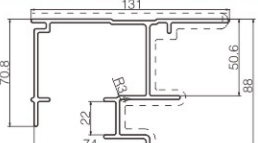
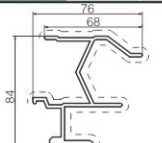
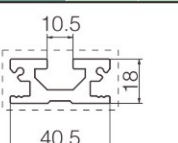
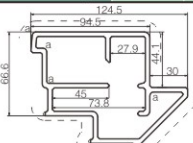
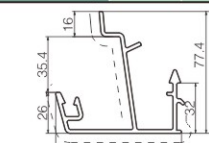
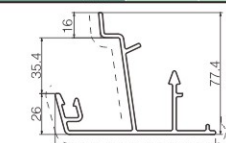
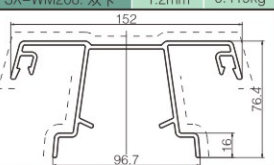
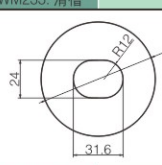
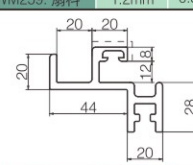
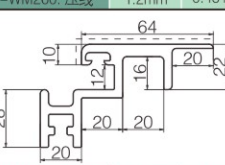
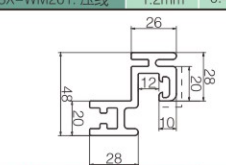
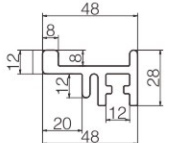
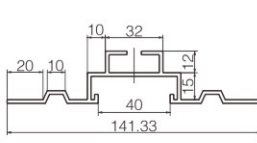
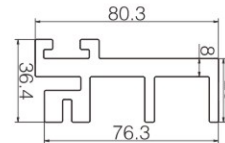
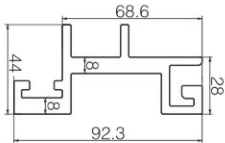
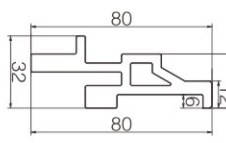
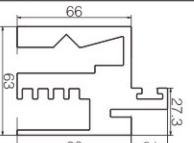
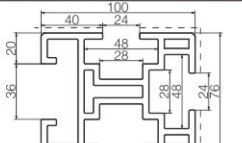
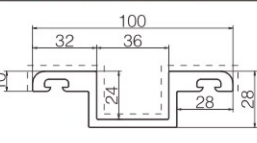
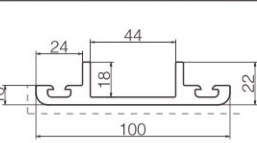
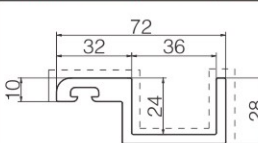
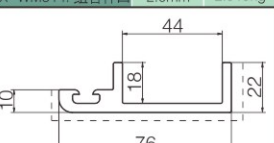
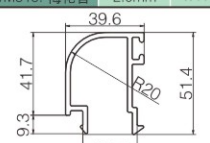
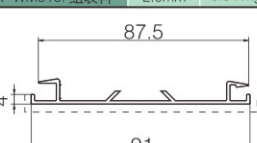
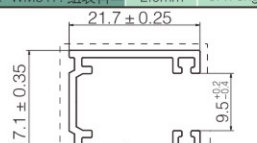
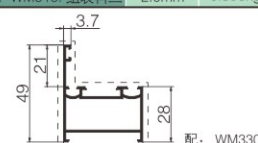
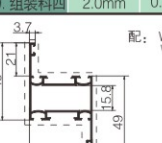

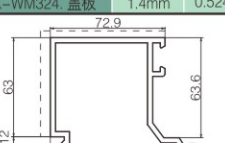
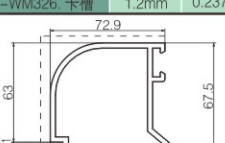

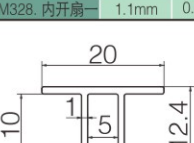
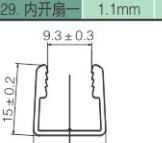
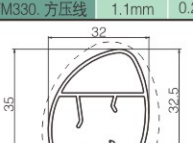


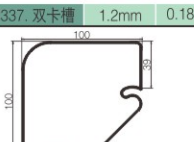
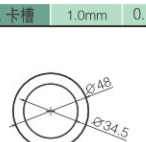
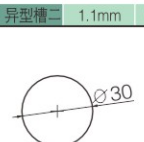
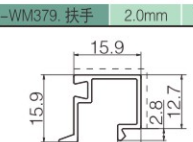
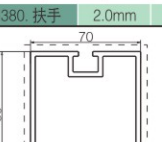
Vietnam (越南)

		
SX-WM4652 边框 2.8mm 5.701kg	SX-WM4653 边框 2.8mm 5.727kg	SX-WM4654 边框 2.3mm 2.247kg
		
SX-WM4655 边框 2.0mm 2.259kg	SX-WM4656 边框 2.0mm 3.638kg	SX-WM4657 边框 2.7mm 2.180kg
		
SX-WM4773 框料 2.0mm 2.247kg	SX-WM4913 框料 2.0mm 1.517kg	SX-WM4937 框料 1.8mm 1.351kg

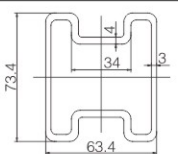
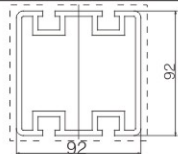
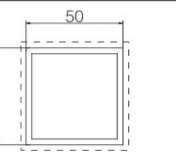
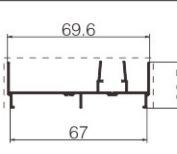
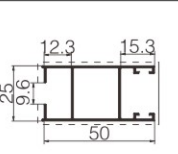
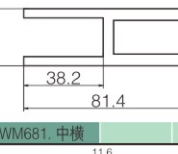
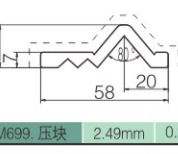
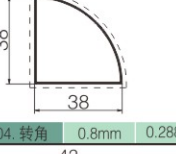
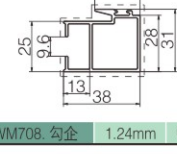
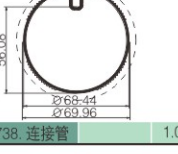

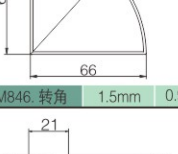
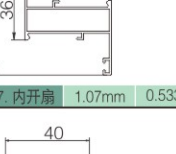
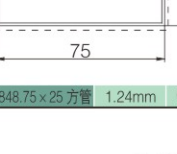
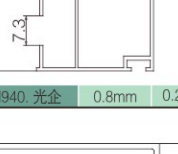

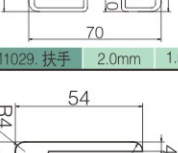
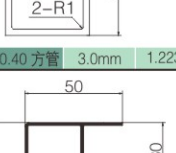

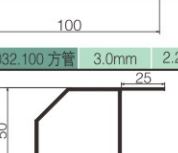
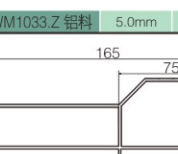

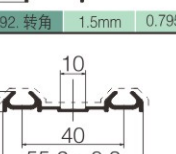
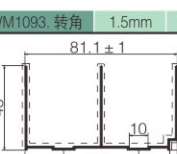

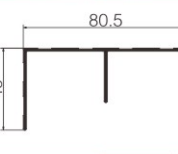
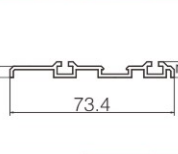
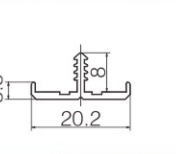
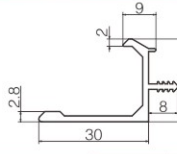
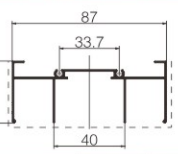
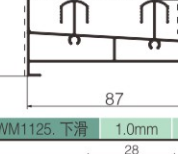
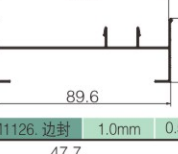
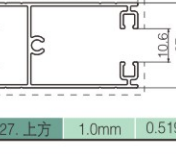
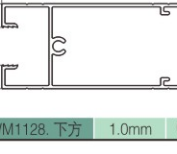
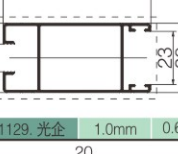
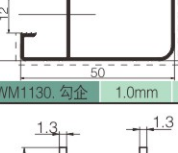

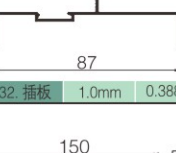
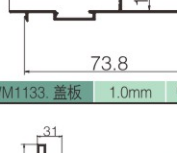
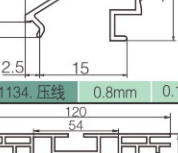










其他国家 (Other country drawings)

				
SX-WM011 Z 尺料周 3.0mm 1.084kg	SX-WM012 滑轨 3.0mm 2.337kg	SX-WM013 角铝 3.0mm 0.439kg	SX-WM024 角铝二 0.190kg	SX-WM025 圆管 1.0mm 0.076kg
				
SX-WM026 盖帽一 0.183kg	SX-WM027 盖帽二 2.1mm 0.222kg	SX-WM028 角铝三 2.3mm 0.312kg	SX-WM029 扁铝 0.129kg	SX-WM030 铝条一 1.9mm 0.132kg
				
SX-WM031 铝条二 2.1mm 0.166kg	SX-WM032 角铝一 0.153kg	SX-WM033 工型料 0.266kg	SX-WM034 F 型料 1.1mm 0.213kg	SX-WM035 角铝四 1.1mm 0.086kg
				
SX-WM036 铝条三 1.5mm 0.129kg	SX-WM037 反 Z 料 1.1mm 0.160kg	SX-WM038 盖帽三 2.3mm 0.352kg	SX-WM039 铝槽 0.232kg	SX-WM040 T 型料 0.061kg
				
SX-WM041 角铝槽 mm 0.301kg	SX-WM042 角铝五 1.4mm 0.160kg	SX-WM043 圆角料 1.1mm 0.126kg	SX-WM046 滑轨 0.9mm 0.170kg	SX-WM054 盖帽四 0.172kg

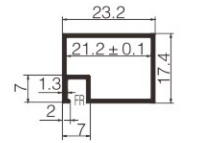
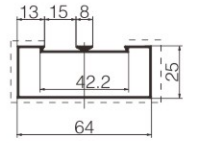
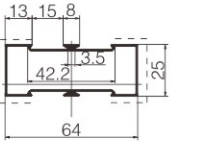
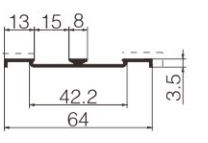
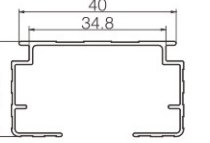
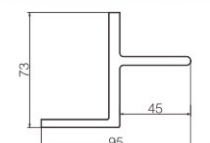
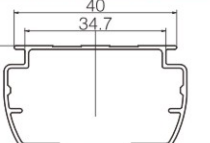
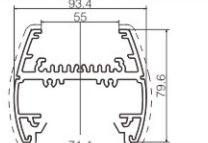
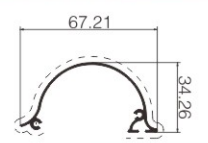
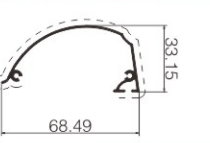
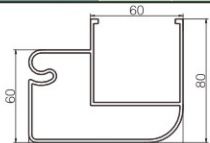
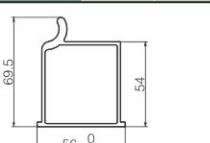
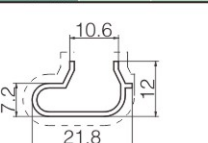
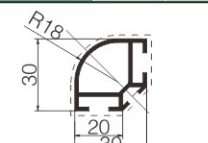
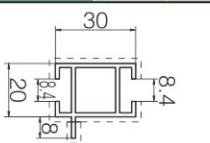
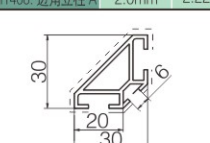
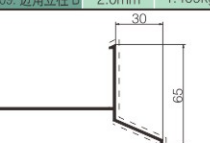
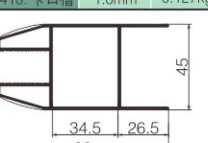
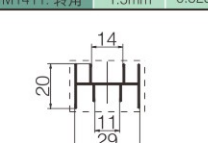
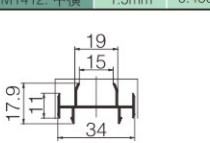

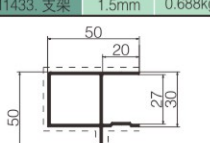
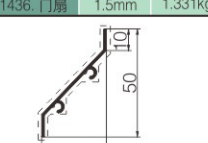
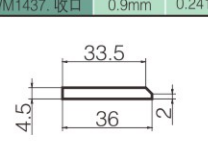
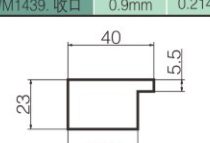


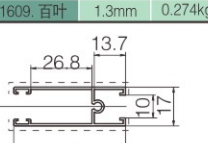
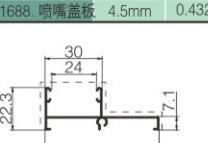
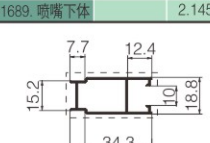

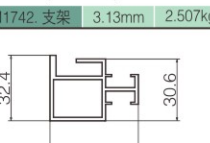
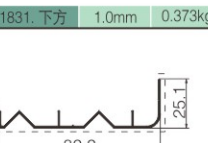
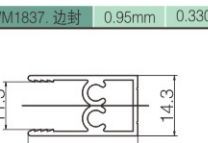
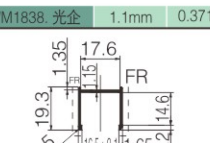
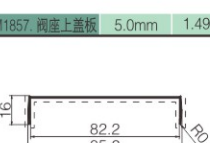
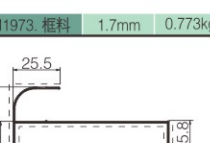

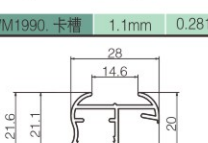
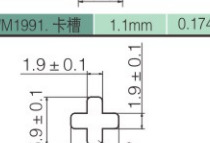
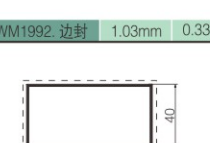

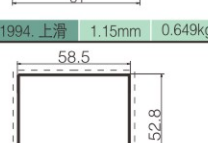
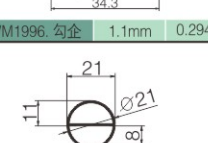
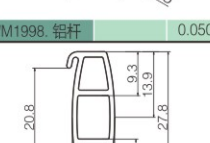
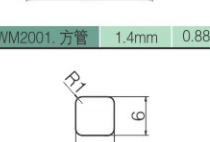
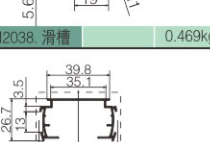



理论重量仅供参考

 SX-WM193. 移门扇 A 1.0mm 0.515kg	 SX-WM194. 移门扇 A 1.0mm 0.680kg	 配: WM199 SX-WM195. 平开框 0.7mm 0.410kg	 配: WM199 SX-WM196. 中挺 0.7mm 0.495kg	 配: WM199 SX-WM197. 内开扇 0.7mm 0.480kg
 配: WM199 SX-WM198. 门中横 1.0mm 1.147kg	 SX-WM199. 压线 0.65mm 0.145kg	 SX-WM201.H 料 1.2mm 0.105kg	 SX-WM206. 压线 0.138kg	 SX-WM207. 窗扇 1.2mm 0.630kg
 SX-WM208. 双卡 1.2mm 0.419kg	 SX-WM233. 滑槽 1.067kg	 SX-WM259. 扇料 1.2mm 0.535kg	 SX-WM260. 压线 1.2mm 0.451kg	 SX-WM261. 压线 1.2mm 0.485kg
 SX-WM262. 中挺 1.3mm 0.753kg	 SX-WM302.36.3 圆管 2.392kg	 SX-WM303. 支架一 2.0mm 0.466kg	 SX-WM304. 支架二 2.0mm 0.552kg	 SX-WM305. 支架三 2.0mm 0.463kg
 SX-WM306. 支架四 2.0mm 0.330kg	 SX-WM308. 底板 2.0mm 1.321kg	 SX-WM311. 组合件一 2.0mm 0.802kg	 SX-WM312. 组合件二 2.0mm 0.805kg	 SX-WM313. 组合件三 2.0mm 0.558kg
 SX-WM314. 组合件四 2.0mm 2.919kg	 SX-WM315. 梅花管 2.0mm 1.415kg	 SX-WM316. 组装机一 2.0mm 0.541kg	 SX-WM317. 组装机二 2.0mm 0.476kg	 SX-WM318. 组装机三 2.0mm 0.396kg
 SX-WM319. 组装机四 2.0mm 0.358kg	 SX-WM320. 压线 1.2mm 0.253kg	 SX-WM324. 盖板 1.4mm 0.524kg	 SX-WM326. 卡槽 1.2mm 0.237kg	 配: WM330 WM331 SX-WM327. 平开框 1.1mm 0.554kg
 配: WM330 WM331 SX-WM328. 内开扇一 1.1mm 0.696kg	 配: WM330 WM331 SX-WM329. 内开扇二 1.1mm 0.664kg	 SX-WM330. 方压线 1.1mm 0.261kg	 SX-WM331. 圆压线 1.1mm 0.242kg	 SX-WM332. 异形管 5.359kg
 SX-WM337. 双卡槽 1.2mm 0.186kg	 SX-WM338. 卡槽 1.0mm 0.161kg	 SX-WM343. 异型槽二 1.1mm 0.444kg	 SX-WM379. 扶手 2.0mm 1.511kg	 SX-WM380. 扶手 2.0mm 1.264kg
 SX-WM381. 扶手 2.0mm 2.490kg	 SX-WM407.16 圆管 2.25mm 0.267kg	 SX-WM408.5 个拉丝 0.054kg	 SX-WM492. 压线 0.94mm 0.161kg	 SX-WM537. 中柱 3.0mm 2.921kg

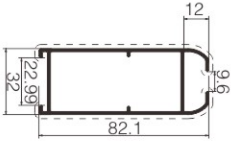
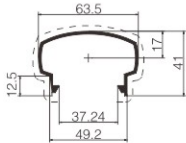
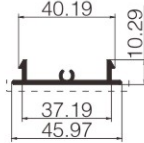
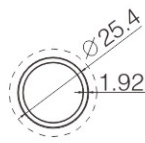
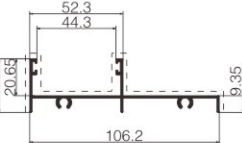
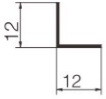
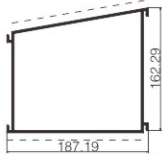
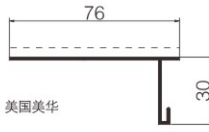
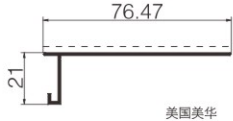
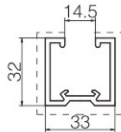
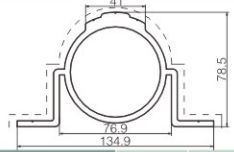
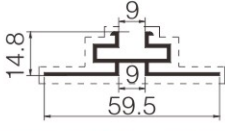
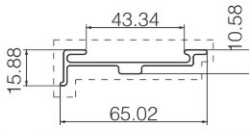
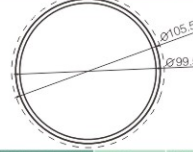
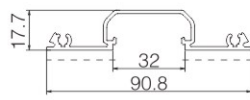
理论重量仅供参考

				
SX-WM538. 内寸 2.956kg	SX-WM540. 双卡槽 4.0mm 5.355kg	SX-WM596.50 方管 3.0mm 1.551kg	SX-WM608. 边封 1.0mm 0.453kg	SX-WM611. 光企 1.0mm 0.482kg
				
SX-WM681. 中横 0.611kg	SX-WM699. 压块 2.49mm 0.255kg	SX-WM704. 转角 0.8mm 0.288kg	SX-WM708. 勾企 1.24mm 0.541kg	SX-WM738. 连接管 1.096kg
				
SX-WM740. 连接件 1.8mm 1.500kg	SX-WM846. 转角 1.5mm 0.934kg	SX-WM847. 内开扇 1.07mm 0.533kg	SX-WM848. 75x25 方管 1.24mm 0.655kg	SX-WM940. 光企 0.8mm 0.234kg
				
SX-WM1028. 扶手 2.0mm 1.714kg	SX-WM1029. 扶手 2.0mm 1.553kg	SX-WM1030. 40 方管 3.0mm 1.223kg	SX-WM1031. 铝板 4.0mm 0.543kg	SX-WM1032. 100 方管 3.0mm 2.213kg
				
SX-WM1033. Z 铝料 5.0mm 1.919kg	SX-WM1072. 铝板 mm 0.873kg	SX-WM1092. 转角 1.5mm 0.795kg	SX-WM1093. 转角 1.5mm 1.991kg	SX-WM1094. 转角 1.5mm 1.359kg
				
SX-WM1095. 转角 1.5mm 2.488kg	SX-WM1096. 拼板 1.5mm 0.581kg	SX-WM1115. 下滑 1.5mm 0.339kg	SX-WM1116. 上滑 1.1mm 0.644kg	SX-WM1118. 工字料 1.4mm 0.251kg
				
SX-WM1119. 上滑 1.5mm 0.643kg	SX-WM1120. 下滑 1.5mm 0.479kg	SX-WM1122. 装饰料 1.5mm 0.121kg	SX-WM1123. 装饰料 1.6mm 0.314kg	SX-WM1124. 上滑 1.0mm 0.674kg
				
SX-WM1125. 下滑 1.0mm 1.049kg	SX-WM1126. 边封 1.0mm 0.526kg	SX-WM1127. 上方 1.0mm 0.519kg	SX-WM1128. 下方 1.0mm 0.527kg	SX-WM1129. 光企 1.0mm 0.605kg
				
SX-WM1130. 勾企 1.0mm 0.577kg	SX-WM1131. 上固定 1.0mm 0.543kg	SX-WM1132. 插板 1.0mm 0.388kg	SX-WM1133. 盖板 1.0mm 0.324kg	SX-WM1134. 压线 0.8mm 0.111kg
				
SX-WM1160. 槽铝 1.3mm 0.146kg	SX-WM1172. 角铝 2.1mm 0.352kg	SX-WM1173. 盖板 1.5mm 1.172kg	SX-WM1196. 底板组件 2.0mm 3.439kg	SX-WM1197. 带槽底板 2.0mm 2.872kg

理论重量仅供参考

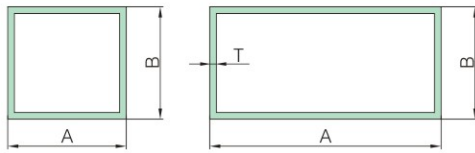
				
SX-WM1201. 边框 1.0mm 0.233kg	SX-WM1207. 门边框 0.9mm 0.487kg	SX-WM1208. 门中柱 0.9mm 0.538kg	SX-WM1209. 压座 1.2mm 0.279kg	SX-WM1296. 边框 0.9mm 0.291kg
				
SX-WM1339. 角铝 0.291kg	SX-WM1361. 边框 0.9mm 0.298kg	SX-WM1380. 异型铝管 2.5mm 3.688kg	SX-WM1381. 罩壳 1.0mm 0.403kg	SX-WM1382. 罩壳 1.0mm 0.406kg
				
SX-WM1408. 边角立柱 A 2.0mm 2.229kg	SX-WM1409. 边角立柱 B 2.0mm 1.409kg	SX-WM1410. 卡口槽 1.0mm 0.127kg	SX-WM1411. 转角 1.5mm 0.523kg	SX-WM1412. 中横 1.5mm 0.486kg
				
SX-WM1413. 转角 1.5mm 0.486kg	SX-WM1433. 支架 1.5mm 0.688kg	SX-WM1436. 门扇 1.5mm 1.331kg	SX-WM1437. 收口 0.9mm 0.241kg	SX-WM1439. 收口 0.9mm 0.214kg
				
SX-WM1444. 转角 1.5mm 1.251kg	SX-WM1445. 转角 1.5mm 0.711kg	SX-WM1609. 百叶 1.3mm 0.274kg	SX-WM1688. 喷嘴盖板 4.5mm 0.432kg	SX-WM1689. 喷嘴下体 2.145kg
				
SX-WM1740. 导流板 1.5mm 0.454kg	SX-WM1742. 支架 3.13mm 2.507kg	SX-WM1831. 下方 1.0mm 0.373kg	SX-WM1837. 边封 0.95mm 0.330kg	SX-WM1838. 光企 1.1mm 0.371kg
				
SX-WM1857. 窗座上盖板 5.0mm 1.496kg	SX-WM1973. 框料 1.7mm 0.773kg	SX-WM1989. 边框 1.1mm 0.403kg	SX-WM1990. 卡槽 1.1mm 0.281kg	SX-WM1991. 卡槽 1.1mm 0.174kg
				
SX-WM1992. 边封 1.03mm 0.337kg	SX-WM1993. 边封 1.1mm 0.432kg	SX-WM1994. 上滑 1.15mm 0.649kg	SX-WM1996. 勾企 1.1mm 0.294kg	SX-WM1998. 铝杆 0.050kg
				
SX-WM2001. 方管 1.4mm 0.889kg	SX-WM2038. 滑槽 0.469kg	SX-WM2045. 铝槽 1.1mm 0.538kg	SX-WM2046. 卡槽 1.0mm 0.217kg	SX-WM2050. 装饰条 1.0mm 0.230kg
				
SX-WM2051. 铝条 0.096kg	SX-WM2052. 边框 1.0mm 0.393kg	SX-WM2054. 滑轨 2.0mm 1.583kg	SX-WM2055. 框料 1.4mm 0.708kg	SX-WM2100. 盖板 1.3mm 0.117kg

理论重量仅供参考

 <p>SX-WM2173. 门扇 1.5mm 1.001kg</p>	 <p>SX-WM2174. 横盖 1.8mm 0.737kg</p>	 <p>SX-WM2175. 盖板 1.78mm 0.346kg</p>	 <p>SX-WM2176. 圆管 1.92mm 0.384kg</p>	 <p>SX-WM2180. 边封 1.3mm 0.801kg</p>
 <p>SX-WM2230. 角铝 0.7mm 0.044kg</p>	 <p>SX-WM3913. 框料 3.0mm 5.592kg</p>	 <p>SX-WM4099. 装饰料 1.3mm 0.409kg</p>	 <p>SX-WM4483. 边框 1.2mm 0.337kg</p>	 <p>SX-WM4856. 边框 2.3mm 0.748kg</p>
 <p>SX-WM4858. 底座 4.0mm 4.293kg</p>	 <p>SX-WM4871. 边框 1.1mm 0.345kg</p>	 <p>SX-WM4958. 边框 1.5mm 0.514kg</p>	 <p>SX-WM4992. 圆管 3.0mm 2.628kg</p>	 <p>SX-WM5543. 边框 1.5mm 0.713kg</p>

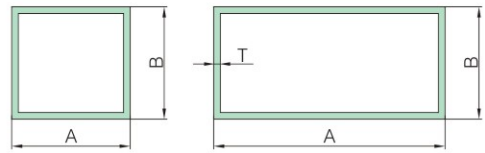
理论重量仅供参考

方管 (Square Tube)



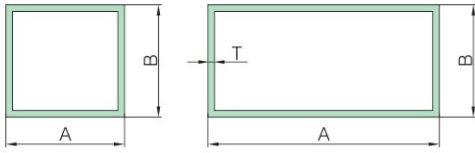
编号 (Serials)	尺寸 (dimensions)	重量 (kg)	备注 (Remarks)
12.4 × 25	12.4*25*0.8	0.155	
GY7985	12.7*12.7*1.57	0.189	
MQ14031	13*37.1*1.5	0.382	
15 × 5.6G	15*5.6*0.8	0.082	
15 × 10	15*10*0.9	0.113	
WM7582	15*15*1.0	0.152	
GY3035	15*15*1.2	0.179	
FLH549065	15*15*1.5	0.219	
WM6797	15.88*15.88*1.4	0.213	
15 × 27	15*27*1.0	0.216	
16 × 5.8G	16*5.8*0.8	0.087	
GY2693	16*16*1.15	0.184	
GY5662	16*16*1.2	0.192	
17 × 36G	17*36*1.2	0.328	
NSF018	18*6*1.0	0.119	
GDJ0574	18*10*2.0	0.259	
EXP2318	19*12.8*1.3	0.206	
WM1629	19*19*1.0	0.195	
WM2064/WM675	19*19*0.9	0.177	
GY3424	19*19*1.4	0.266	
GY2779	19*19*1.6	0.301	
WM2352	19.05*19.05*0.8	0.158	
GY2936	19.05*19.05*1.27	0.244	
20 × 5.8	20*5.8*0.7	0.092	
20 × 8.8	20*8.8*0.6	0.089	
20 × 10	20*10*1.0	0.151	
FS1105	20*10*2.0	0.281	
20 × 11.8	20*11.8*0.6	0.099	
20 × 15	20*15*1.0	0.178	
FS1104	20*15*2.0	0.335	
20 × 15.8	20*15.8*0.7	0.13	模具实际壁厚0.75
20 × 20	20*20*1.4/1.5	0.281/0.3	
WM2845	20*20*1.3	0.264	
GY3034	20*20*1.8	0.354	
WM2911	20*40*0.8	0.254	
WM2061	20*40*1.0	0.314	
20 × 40	20*40*1.2	0.373	
WM1491	20*40*1.4	0.436	
WM4436	20*40*2.0	0.609	
GY3454	20*40*3.0	0.875	
GY9396	22*22*1.0	0.227	
GY1149	24.7*24.7*1.1	0.28	
25 × 6	25*6*0.65	0.104	
GY3936	25*10*1.2	0.211	
WM4175	25*12.7*0.65	0.129	内腔有装饰线
GY9327	25*18*1.1	0.242	
WM5075	25.4*12.7*0.9	0.178	
GY4149	25*12*1.5	0.275	
25 × 15	25*15*2.0	0.389	
GY2675	25*16*1.4	0.289	
25 × 20	25*20*1.0/2.0	0.232/0.443	
WM823	25*25*0.8	0.209	
WM536	25*25*0.95	0.248	
25 × 25	25*25*1.0	0.259	
WM3884	25.2*12.6	0.184	内腔有凸起装饰线
WM4949	25.3*25.3*1.0	0.264	
WM3858	25.4*25.4*0.8	0.214	
WM5215	25.4*25.4*0.9	0.24	
GY3714	25.4*25.4*1.6	0.411	
GY2770	25.4*25.4*1.8	0.459	
GY4687	25.4*25.4*2.4	0.596	
GY5006	25.4*25.4*3.1	0.747	
MQ7059	29.5*18.5*2.0	0.475	
MQ5782	30*10*1.2	0.245	
FS1103	30*15*2.0	0.443	
30 × 20	30*20*1.2/1.4/1.5/2.0	0.308/0.357/0.380/0.497	
30 × 25	30*25*1.8	0.5	模具实际壁厚1.86
WM2211	30*30*0.8	0.253	
WM529	30*30*0.85	0.269	
30 × 30	30*30*1.0	0.313	

方管 (Square Tube)



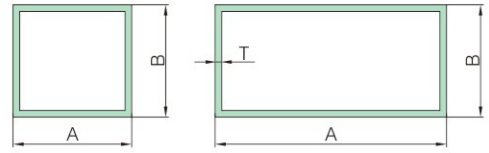
编号 (Serials)	尺寸 (dimensions)	重量 (kg)	备注 (Remarks)
WM1083	30*30*1.24	0.387	
WM2260	30*30*1.5	0.463	
GY4938	31.75*31.75*3.18	0.98	
GY4973	31.8*31.8*2.4	0.762	
GY3899	31.8*31.8*3.0	0.933	
32 × 13G	32*13*1.6	0.352	(R2.0)
BY154	32*25*1.2	0.354	
GY2676	32*32*1.4	0.463	
MQ7058	34*20*2.0	0.54	
GY7640	34.5*30*2.0	0.656	
35 × 25	35*25*2.0	0.605	
35 × 28	35*28*1.5	0.486	
GY5991	36*23*1.0	0.308	
WM3481	36*24.5*0.9	0.287	
GRP00024	37.3*29*2.0	0.675	
GY4537	38*12.7*1.2	0.313	
WM6670	38*19*0.9	0.269	
38 × 20	38*20*1.0	0.302	
38 × 25	38*25*1.2	0.393	
WM3368	38*25*1.6	0.52	
WM838	38*38*0.8	0.321	
38 × 38	38*38*1.0/1.2	0.399/0.476	
GY2980	38*38*1.9	0.741	
GY2977	38.1*15.9*1.2	0.334	
WM1802	38.1*38.1*0.95	0.383	
WM2105	38.1*38.1*1.1	0.441	
WM702	38.1*38.1*1.4	0.557	
GY2769	38.1*38.1*1.8	0.706	
GY3322	38.1*38.1*2.3	0.889	
GY4538	38.1*25.4*1.8	0.582	
GY9205	38.1*25.4*2.29	0.707	R3.12
WM2306	38.5*24.5*1.2	0.395	
WM2402	38.5*24.6*0.9	0.3	
WM5419	38.5*25.8*1.0	0.339	
WM186	39.2*39.2*0.7	0.294	
GY6711	40*25*2.0	0.659	
GY2674	40*30*1.4	0.508	
FS1321	40*35*2.0	0.767	
WM129	40*40*0.8	0.339	
40 × 40	40*40*1.4/2.0/2.8	0.584/0.821/1.125	
WM2730	40*40*1.3	0.545	
WM744	40*40*1.44	0.602	
GY3033	40*40*1.6	0.664	
WM5410	40*40*1.8	0.748	
M65026	40*40*2.0	0.821	
42 × 30	42*30*0.8	0.304	
GY2745	43*43*1.0	0.454	
JMB0085	43*30*2.6	0.952	(R1.0)
KWL04457	44.5*44.5*1.3	0.609	
GY2935	44.45*44.45*1.9	0.873	
GY2979	44.45*44.45*2.0	0.917	
GY5478	44.45*44.45*3.18	1.417	
GY3423	44.8*44.8*2.0	0.924	
GY6665	45*20*1.4	0.47	
MQ2337	45*30*1.8	0.697	
WM1456	45*45*1.4	0.664	
GY2159	45*45*1.0	0.475	
WM5641	47*22*1.2	0.435	
FS402A	47.5*27.5*3.0	1.118	
FS408	47.5*47.5*3.0	1.442	
49 × 10	49*10*1.1	0.338	
50 × 10	50*10*1.0	0.313	
WM831	50*12.7*1.0	0.328	
WM2844	50*13*1.4	0.457	
WM2754	50*15*1.3	0.44	
GY3010	50*20*1.4	0.508	
WM531	50*25*0.76	0.303	
50 × 25	50*25*0.8/1.0/1.1/1.2/1.4	0.317/0.394/0.47/0.545	
50 × 25	50*25*1.5/1.6/2.0	0.582/0.66/0.767	
Wm2753	50*25*1.3		

方管 (Square Tube)



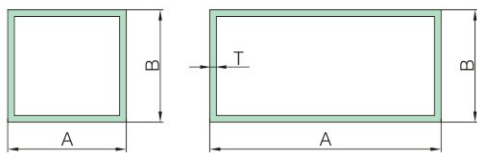
编号 (Serials)	尺寸 (dimensions)	重量 (kg)	备注 (Remarks)
GY4358	50*25*1.0	0.394	
MF9105	50*25*1.35	0.527	
50 × 30	50*30*1.1/1.2/1.4/3.0	0.462/0.503/0.584/1.199	
GY8019	50*30*2.5	1.013	
50 × 38	50*38*1.2/2.0	0.555/0.907	
GY7645	50*40*1.0	0.475	
GY7027	50*40*1.2	0.568	
50 × 50	50*50*1.0/1.2/1.3/1.4	0.529/0.632/0.684/0.735	
GY9061	50*50*1.6	0.836	
50 × 50	50*50*1.8/2.0/3.0	0.937/1.037/1.523	
FS1231	50*50*2.4	1.234	
50 × 70	50*70*1.3	0.824	
WM4180	50.68*25.28*0.7	0.285	内腔有装饰线
WM4605	50.7*12.65*0.8	0.268	内腔有装饰线
WM5068	50.8*12.7*0.9	0.302	
WM4132	50.8*12.7*1.0	0.333	
WM3478	50.8*12.7*1.1	0.365	
WM3235	50.8*25.4*0.76	0.309	有装饰线
WM5067	50.8*25.4*0.9	0.364	
WM3232	50.8*25.4*0.95	0.384	有装饰线
WM7522	50.8*25.4*1.0	0.402	
WM2228	50.8*25.4*1.12	0.449	
WM701	50.8*25.4*1.5	0.595	
WM2261	50.9*25.4*1.4	0.558	
GY3164	50.8*25.4*2.0	0.78	
GY4225	50.8*25.4*2.3	0.889	
GY2930	50.8*25.4*3.15	1.189	
WM5074	50.8*38.1*0.9	0.426	
WM5080	50.8*50.8*0.95	0.515	
WM3238	50.8*50.8*1.0	0.542	有装饰线
WM6924	50.8*38.1*1.2	0.563	
WM7077	50.8*50.8*1.2	0.645	
GY2778	50.8*50.8*1.9	1.003	
GY4883	50.8*50.8*2.23	1.17	
GY2694	50.8*50.8*2.4	1.255	
GY2695	50.8*50.8*3.0	1.549	
GY5685	50.8*50.8*3.2	1.645	
WM1490	51*51*1.8	0.964	
52 × 18	52*18*0.8	0.3	
MQ2064	55*27*1.2	0.516	
GY4987	60*20*1.4	0.584	
MFBY107	60*25*1.4	0.621	
MFBY107-1.2	60*25*1.2	0.535	
GY8253	60*25*2.0	0.875	
WM765	60*25.4*0.9	0.406	
WM836	60*25.4*0.9	0.406	
EXP1928	60*30*1.0	0.477	
WM2209	60*30*1.1	0.523	
60 × 30	60*30*1.2/1.4	0.568/0.659	
WM747	60*30*1.32	0.625	
WM521/WM2784	60*30*1.5	0.707	
GY4345	60*30*2.0	0.929	
60 × 30-3.0	60*30*3.0	1.359	
60 × 40	60*40*1.0/1.2/1.4	0.529/0.632/0.734	
60 × 40	60*40*1.6/1.8/2.0/2.5	0.836/0.937/1.041/1.283	
60 × 40G	60*40*3.0	1.523	
MQ3489	60*40*5.5	2.653	
60 × 50	60*50*2.7	1.525	
60 × 60	60*60*1.0/1.2/1.4/1.8/2.0	0.637/0.781/0.886/1.131/1.253	
GY3163	63.5*63.5*2.4	1.584	
GY2933	63.5*63.5*3.0	1.96	
65 × 20	65*20*1.4	0.621	
65 × 65	65*65*1.4	0.962	
GY2158	65*65*2.5	1.688	
M65009	65*65*3.0	2.009	
WM2044	66*20*1.4	0.631	
WM2203	66*20*1.5	0.675	
FS1257	67*48*2.0	1.199	
67 × 50	67*50*1.5	0.923	
Gy2931	69.9*69.9*1.95	1.431	

方管 (Square Tube)



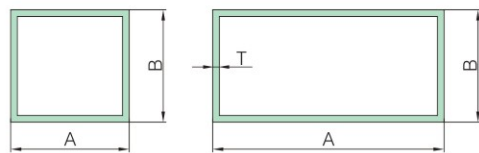
编号 (Serials)	尺寸 (dimensions)	重量 (kg)	备注 (Remarks)
GY4986	70*14*1.2	0.528	
70 × 25	70*25*0.8	0.403	
WM2637	70*25*1.08	0.543	
GY6240	70*30*1.45	0.76	
GY3455	70*50*3.0	1.847	
WM1806	71*21*0.85	0.416	
WM2243	71.5*21.11*0.8	0.396	
WM2242	71.5*31.75*0.8	0.442	
WM1807	72*32*0.82	0.455	
MQ5146	72*43*2.0	1.199	R1.0
WM833	73*22*0.8	0.404	
WM848	75*25*1.24	0.655	
WM2494	75*25*1.3	0.686	
WM2843	75*25*1.5	0.789	
76 × 25	76*25*0.8/1.0/1.2/1.4/2.0	0.429/0.535/0.630/0.742/1.047	
GY4042	76.2*25.4*3.2	1.645	
76 × 38	76*38*1.2	0.723	
WM4151	76.1*38*1.35	0.818	内腔有装饰线
GY6601	76.2*12.7*2.0	0.917	
GY4226	76.2*25.4*2.4	1.255	
GY4541	76.2*76.2*2.5	1.99	
WM5069	76.2*38.1*1.0	0.611	
GY7156	76.2*38.1*2.0	1.195	内腔有装饰线
GY9204	76.2*38.1*2.29	1.337	R3.0
GY2934	76.2*50.8*3.1	1.937	(R7.5)
76 × 44	76*44*0.8/1.0/1.2/1.4/2.0/3.0	0.511/0.637/0.762/0.885/1.253/1.840	
76 × 76	76*76*1.0/1.2/2.0	0.81/0.969/1.598	
WM2235	76.2*25.4*1.1	0.595	
WM837	76.2*25.4*1.4	0.747	
WM2237	76.2*38.1*1.1	0.671	
WM1913	76.2*38.1*1.2	0.728	
WM2089	76.2*38.1*1.5	0.905	
WM834	76.2*38.1*2.0	1.191	
GY3162	76.2*76.2*3.0	2.372	
GY4983	76.2*76.2*3.18	2.508	
GY5931	76.2*76.2*4.6	3.557	
GY3713	76.4*50.8*3.0	1.963	
WM130	79.5*20*0.8	0.423	
80 × 15	80*15*1.45	0.721	
MQ3727	80*20*2.5	1.287	
80 × 25	80*25*0.8/1.0/1.2/1.4	0.447/0.556/0.665/0.772	
WM5761	80*25*2.0	1.099	
GY8365	80*30*1.2	0.697	
GY8347	80*30*1.8	1.034	
MQ1457	80*30*2.5	1.418	
WM2992	80*40*0.85	0.547	
WM3071	80*40*1.16	0.74	
WM2729	80*40*1.3	0.827	
WM2001	80*40*1.4	0.889	
WM631	80*40*1.44	0.914	
WM2842	80*40*1.5	0.951	
80 × 40	80*40*1.4/1.9	0.889/1.192	
80 × 44	80*44*0.8/1.0/1.2/1.4/1.8/2.0	0.528/0.650/0.768/0.891/1.071/1.295	
80 × 50	80*50*1.0/1.4	0.691/0.961	
MQ1455	80*50*2.0	1.361	
MQ5455	80*50*3.5	2.333	
80 × 60	80*60*1.2/2.0	0.892/1.830	
MQ180218	80*60*2.5	1.823	
120215	80*65*3.0	2.252	
80 × 80	80*80*1.4/2.0/4.0	1.188/1.684/3.283	
WM832	80.7*25.4*0.9	0.507	
MQ2205	82*44*2.5	1.634	
WM650	82.3*38.1*0.9	0.577	
WM651	82.3*38.1*1.1	0.705	
WM835	82.5*38.1*1.5	0.953	
86 × 44	86*44*1.8	1.229	
87 × 51	87*51*3.0	2.138	
88 × 25	88*25*1.4	0.833	
88 × 44G	88*44*0.9	0.633	
88 × 88G	88*88*1.1	1.032	模具实际壁厚1.2

方管 (Square Tube)



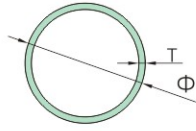
编号 (Serials)	尺寸 (dimensions)	重量 (kg)	备注 (Remarks)
GY7069	88.9*88.9*2.4	2.242	R1.0 带标示线
GY5686	90*20*1.8	1.034	
90 × 25	90*25*1.0/1.2/1.4/2.0	0.610/0.73/0.848/1.199	
90 × 44	90*44*1.25/1.4	0.888/0.992	
FS1363	90*50*1.5	1.326	
90 × 90	90*90*1.5	1.434	
MQ5147	93*72*2.0	1.739	
GY2057	94*44*2.0	1.447	
WM3231	95*50.8*1.5	1.165	
98 × 80	98*80*2.7	2.517	
EXP0374	99.5*49.5*5.0	3.753	(R0.6)
100 × 25	100*25*0.8/1.0/1.2/1.4/2.0	0.533/0.664/0.794/0.924/1.307	
MF9101	100*25*1.35	0.892	
GY9133	100*30*1.2	0.827	
GY6241	100*30*1.45	0.995	
100 × 30	100*30*1.95/2.0	1.361	
WM4068	100*40*0.9	0.677	
WM2752	100*40*1.6	1.186	
WM2335	100*40*1.8	1.331	
GY5149	100*40*2.0	1.47	
100 × 44	100*44*0.8/1.0/1.2/1.4/1.6	0.615/0.767/0.918/1.067/1.216	(R10)
100 × 44	100*44*1.8/2.0/2.5/3.0	1.364/1.512/1.876/2.236	
MF9102	100*44*1.35	1.03	
MF9102M	100*44*2.0	1.512	
GY4549	100*50*1.2	0.956	
WM6313	100*50*1.4	1.117	
WM745	100*50*1.5	1.226	
100 × 50	100*50*1.8/2.0/2.5/3.0	1.423/1.577/1.958/2.333	
100 × 60	100*60*1.2/1.4	1.021/1.188	
MF9110	100*60*1.35	1.147	
GY2347	100*60*2.5	2.093	(R10)
WM151	100*60*5.0	4.094	
JZC0187	100*65*1.8	1.569	
M65008	100*65*3.0	2.576	
100 × 70	100*70*3.0	2.657	
GY2698	100*80*1.7	1.621	
100 × 100	100*100*1.4/1.8/2.0/2.5	1.491/1.909/2.117/2.633	
WM5716	101.2*44.5*1.4	1.084	
WM1142	101.5*25.4*2.0	1.327	
WM1489	101.5*51*1.9	1.537	
WM1170	101.6*38.1*1.5	1.111	(R10)
WM840	101.6*44.4*1.7	1.309	
WM1912	101.6*44.5*1.57	1.219	
WM5407	101.6*44.5*1.2	0.935	
WM5079	101.6*50.8*1.0	0.818	
GY4542	101.6*50.8*2.4	1.913	
KWL0468	101.6*101.6*1.78	1.919	
GY5778	101.6*50.8*4.7	3.629	
GY4545	101.6*101.6*2.0	2.151	
GY3706	101.6*101.6*2.4	2.571	
GY3755	101.6*101.6*3.0	3.195	(R10)
GY3950	101.6*101.6*4.76	4.978	
GY3346	101.6*101.6*6.35	6.532	
GY6095	101.6*101.6*6.35	6.331	
GY3762	101.7*50.9*3.0	2.413	
KWL04458	102.3*44.5*1.5	1.169	
GY6219	110*25*1.4	0.999	
110 × 60	110*60*1.5/2.0	1.353/1.792	
FS410	110*60*2.5	2.228	
GY4434	110*67*2.0	1.868	
GY1842	110*110*2.0	2.333	(R2.0)
155102	111.5*46.5*3.5	2.854	
GY6104	120*30*1.6	1.268	
120 × 40	120*40*1.6	1.355	
120 × 50	120*50*1.4/2.0/2.5/3.0	1.264/1.793/2.28/2.657	
GY1820	120*60*1.8	1.715	
GY1819	120*60*2.3	2.178	
120 × 60	120*60*1.5/3.0	1.434/2.819	
120214	120*65*3.0	2.9	
120 × 120G	120*120*3.0	3.791	

方管 (Square Tube)



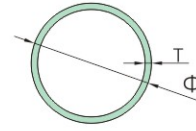
编号 (Serials)	尺寸 (dimensions)	重量 (kg)	备注 (Remarks)
GY8866	120*120*3.0	3.772	R3.0
GY9651	120*120*5.0	6.213	
GY3345	127*50.8*3.1	2.873	
MQ3228	128*28*3.0	2.439	
MQ5245	130*25*1.8	1.472	
MQ5544	130*70*3.0	3.143	
MQ1315	130*80*1.9	2.115	
135 × 55	135*55*2.0	2.009	
GY1410	140*30*1.1	0.997	
140 × 60	140*60*2.0	2.117	
GY7008	140*100*2.4	3.048	内腔R1
GY6086	140*140*2.0	3.08	
MQ3614	145*40*2.0	1.962	
150 × 20	150*20*1.8	1.617	
GY6474	150*30*2.0	1.901	
150 × 44	150*44*2.0	2.052	
150 × 50	150*50*1.8/2.0/2.5	1.908/2.117/2.632	
150 × 60	150*60*1.5	1.677	
GY3636	150*60*3.0	3.305	
150 × 65	150*65*2.5	2.835	
GY4528	150*100*2.0	2.657	两端3.0壁厚
150 × 120	150*120*2.5	3.578	
GY3483	150*100*2.5	3.308	
150 × 150	150*150*2.0/3.0	3.197/4.763	
GY5930	150*150*6.0	9.331	
GY3769	152*50.8*2.8	3.03	
GY7128	152.4*50.8*4.7	4.919	
GY3347	152.4*152.4*4.76	7.59	
GY5005	152.4*152.4*6.3	9.941	
GY4539	152.4*101.6*6.35	8.274	
160 × 30	160*30*1.5	1.515	(管R1.0)
GY6211	160*60*3.0	3.467	
JZC0186	160*65*2.5	2.97	
GY4530	160*80*2.0	2.549	
M16018	160*100*2.5	3.443	
160 × 160	160*160*2.3	3.917	
MQ3402	180*70*2.35	3.124	
GY7089	180*180*4.0	7.603	
WM7070	188*80*2.0	2.872	
FS1195	190*35*3.0	3.587	
GY5086	190*100*3.0	4.601	(R2.0)
GY1757	190*190*3.0	6.059	
MQ2048	192*96*2.0	3.067	
GY6679	198*198*3.9	8.175	
GY6680	198*198*4.9	10.219	
GY3268	200*50*1.9	2.499	
MQ4110	200*50*2.5	3.308	
GY3104	200*60*2.0	2.765	
GY3269	200*75*1.9	2.783	
200 × 100/2.1	200*100*2.1	3.354	
HY047	200*100*8.0	12.269	(R2.0)
200 × 120	200*120*2.5	4.253	
GY2575	200*125*2.5	4.32	
GY5397	200*150*3.0	5.573	
GY3344	203.2*50.8*3.0	4.018	
GY8518	203.2*50.8*2.41	3.243	
GY9051	203.2*101.6*6.35	10.018	
GY3259	230*70*3.0	4.763	
250 × 50	250*50*2.5	3.983	
250 × 100	250*100*2.7	5.024	
GY8932	250*120*4.0	9.559	(R2.0)
MQ16068	260*60*2.8	4.754	
GY3190	280*50*3.0	5.249	
EXP0016	300*150*3.5	8.373	
GY8429	300*200*8.0	20.902	(R2.0)
Gy8257	355.6*50.8*5.0	10.703	

圆管 (Circle Tube)



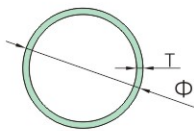
编号 (Serials)	尺寸 (dimensions)	重量 (kg)	备注 (Remarks)
GY1680	Ø7*0.8	0.042	1
ST901	Ø7.8*1.65	0.086	
WM2327	Ø8*0.9	0.054	模具实际壁厚1.35
GY2533	Ø8*1.0	0.059	
GY6684	Ø9*0.85	0.059	
GY2534	Ø9.4*0.8	0.058	
WM4127	Ø9.53*1.0	0.073	
WM025	Ø10*1.0	0.076	
WM3687	Ø10*1.88	0.13	
Φ12圆	Ø12*1.0	0.093	
WM4591	Ø12.6*1.5	0.142	
WM2067	Ø12.7*0.85	0.086	
WM1736	Ø12.7*1.0	0.1	
GY1357	Ø12.7*1.25	0.121	
GY5222	Ø12.8*1.7	0.16	
GY1358	Ø12.7*1.95	0.178	
GY4449	Ø12.9*1.1	0.11	
GY2523	Ø13*0.8	0.083	
WM2520	Ø13*1.0	0.102	
FLHY14X2.5	Ø14*2.5	0.244	
WM2069/WM671	Ø15*0.85	0.102	
WM2731	Ø15.88*1.0	0.127	
GY2514	Ø15*0.7	0.085	
YQ047/YQ340	Ø16*1.0	0.127	
Φ16圆/YQ030	Ø16*1.2	0.151	
GY2903	Ø16*1.6	0.195	
GY2837	Ø16*1.75	0.212	
WM4351	Ø16*1.93	0.231	
WM407	Ø16*2.25	0.267	
GY2515	Ø16.9*0.7	0.096	
Φ18圆	Ø18*1.8	0.247	
GY4912	Ø18*2.0	0.271	
GY1841	Ø18*4.75	0.534	
WM674	Ø18.5*0.75	0.114	
GY1245	Ø18.7*1.3	0.192	
GY1771	Ø19*0.9	0.138	
Φ19圆/GY2840	Ø19*1.0	0.153	
YQ026	Ø19*1.2	0.181	
YQ512	Ø19*1.4	0.209	
GY4011	Ø19*1.6	0.236	
GY3338	Ø19*2.1	0.301	
WM3239	Ø19.05*0.76	0.119	
WM5220	Ø19.05*0.9	0.14	
WM2070	Ø19.05*1.0	0.154	
GY7832	Ø19.05*1.2	0.182	
GY5044	Ø19.05*1.47	0.219	
GY5037	Ø19.05*1.78	0.261	
GY5120	Ø19.05*2.79	0.385	
BTWJ060	Ø19.05*3.18	0.428	
GY5122	Ø19.05*3.5	0.462	
WM4499	Ø20*2.0	0.308	
GY1615	Ø20.7*0.7	0.119	
GY4762	Ø20.98*2.11	0.338	
GY6686	Ø21.6*0.9	0.158	
NSF022	Ø21.7*0.65	0.116	
GY3214	Ø20.8*1.0	0.168	
GY1793	Ø22*0.9	0.161	
YQ045	Ø22*1.0	0.178	
YQ046	Ø22*1.2	0.212	
YQ321	Ø22*1.4	0.245	
GY2794	Ø22*2.5	0.414	
WM673	Ø22.2*0.75	0.139	
WM2071	Ø22.22*0.9	0.163	
WM2733	Ø22.23*1.0	0.181	
GY5038	Ø22.23*1.47	0.259	
NSF014	Ø24*1.0	0.195	
Φ24圆	Ø24*0.7/1.2	0.138/0.232	
QF005	Ø24*2.7	0.488	
GY2116	Ø24*4.0	0.679	
GY7228	Ø24.9*2.5	0.475	

圆管 (Circle Tube)



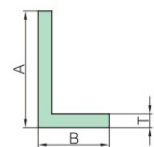
编号 (Serials)	尺寸 (dimensions)	重量 (kg)	备注 (Remarks)
WM2072	Ø25*0.75	0.155	1
WM4128	Ø25*0.9	0.185	
YQ146	Ø25*1.2	0.242	内腔有装饰线 尺寸同GY3479
YQ063	Ø25*1.3	0.261	
YQ064	Ø25*1.4	0.28	
NSF015	Ø25*1.5	0.299	
YQ308	Ø25*1.6	0.318	
Ø25圆	Ø25*1.8	0.354	
WM4606	Ø25.35*0.85	0.178	
WM2732	Ø25.4*1.0	0.208	
WM1946	Ø25.4*1.25	0.257	
GY5070	Ø25.4*1.47	0.298	
WM2176	Ø25.4*1.92	0.384	
GY4760	Ø25.4*2.11	0.417	
BTWJ054	Ø25.4*3.18	0.599	
NSF013	Ø25.5*1.1	0.228	
GY4761	Ø28.58*1.47	0.338	
GY6685	Ø26.72*1.17	0.254	
GY3701	Ø27*0.9	0.199	
YG265	Ø27*1.0	0.221	
YQ334	Ø27*1.2	0.263	
NSF003	Ø27*4.35	0.836	
GY3724	Ø27.4*1.25	0.277	
Ø28圆	Ø28*0.65	0.151	
GY1772	Ø28*0.9	0.207	
NSF016	Ø29*1.0	0.238	
Ø29圆	Ø29*1.2	0.283	
GY2950	Ø30*1.0	0.246	
WM672	Ø30*1.75	0.419	
Ø30圆	Ø30*1.8	0.431	
WM703	Ø30*2.5	0.585	
GY2838	Ø30.5*1.0	0.25	
GY7639	Ø31.3*2.0	0.567	
EXP0201	Ø31.65*0.9	0.235	
WM2751	Ø31.8*2.78	0.687	
NSF019	Ø32*1.0	0.263	
NSF012	Ø32*1.7	0.437	
Ø32圆	Ø32*0.65/2.5	0.173/0.626	
NSF006	Ø33*7.0	1.544	
YQ162	Ø33.4*0.75	0.208	
GY2839/GY2948	Ø33.5*1.0	0.276	
Ø33.5圆	Ø33.5*2.0	0.534	
GY4857	Ø34*4.0	1.019	
NSF017	Ø35*1.5	0.426	
Ø35圆	Ø35*1.8	0.507	
GY2173	Ø35*2.0	0.56	
YQ070	Ø37.4*0.75	0.233	
YQ221	Ø37.7*0.9	0.281	
YQ186	Ø38*1.0	0.314	
YQ205	Ø38*1.5	0.464	
Ø38圆	Ø38*2.0	0.611	
GY2925	Ø38*3.0	0.891	
NSF004	Ø38*7.0	1.841	
WM3362	Ø38.1*1.24	0.389	
GY2174	Ø40*2.0	0.645	
GY1889	Ø40*2.5	0.795	
GY4070	Ø40*3.0	0.942	
GY7015	Ø41.5*2.45	0.812	
GY3757	Ø42.2*2.6	0.905	
GY2824	Ø42.2*3.6	1.179	
NSF005	Ø43*7.0	2.138	
WM7516	Ø45*2.0	0.735	
YQ445	Ø45.9*0.75	0.297	
YQ446	Ø45.9*1.0	0.398	
GY1890	Ø46*2.5	0.922	
GY7636	Ø46.3*2.15	0.887	
YQ151	Ø47.6*0.85	0.337	
YQ072	Ø47.2*0.65	0.257	
GY4166	Ø46.74*8.38	2.727	
GY9326	Ø48*1.7	0.668	

圆管 (Circle Tube)



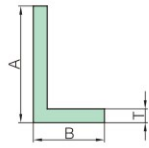
编号 (Serials)	尺寸 (dimensions)	重量 (kg)	备注 (Remarks)
GY3199	Ø48*1.2	0.476	1
GY3200	Ø48*1.6	0.63	
GY2932	Ø48.2*2.7	1.042	
GY7068	Ø48.26*2.16	0.844	
GY4222	Ø48.3*3.7	1.4	0.8/1.4
Ø50圆	Ø50*0.8/1.4	0.334/0.577	
WM294	Ø50*1.1	0.458	
MFØ50	Ø50*1.35	0.557	
WM2841	Ø50*1.27	0.536	
KWL05153	Ø50*1.6	0.657	
WM6352	Ø50*2.0	0.82	
WM2340	Ø50*5.0	1.923	
GY8250	Ø50*5.5	2.076	
WM5216	Ø50.8*1.0	0.426	
GY7036	Ø50.8*3.1	1.254	
GY1411	Ø51*1.85	0.771	
GY2564	Ø52.8*1.0	0.439	
GY3539	Ø53*1.0	0.441	
GY6779	Ø53*0.75	0.335	
GY2563	Ø53.4*0.8	0.357	
GY2648	Ø54*1.5	0.668	
GY2621	Ø56*1.8	0.828	
GY1362	Ø57*2.65	1.222	
GY1391	Ø57*1.83	0.82	
GY7037	Ø57.15*3.1	1.421	
YQ037	Ø57.6*1.95	0.92	
YQ071	Ø57.9*0.8	0.387	
GY1643	Ø60*1.0	0.5	
GY7039	Ø63.15*2.4	1.237	
GY7040	Ø63.5*2.4	1.244	
GY7038	Ø63.5*3.1	1.588	
GY4505	Ø63.5*3.1	1.588	
GY8279	Ø64*1.4	0.743	
YQ431	Ø67*4.0	2.138	
MQ3668	Ø70*3.0	1.711	
MQ3498	Ø70*4.5	2.509	
GY4974	Ø70.36*4.06	2.285	表面有装饰线
GY1083	Ø75*0.6	0.379	
Ø76圆	Ø76*1.3	0.824	
GY3386	Ø76.5*3.25	2.019	
GY3187	Ø80*0.95	0.637	
EXP2351	Ø80*3.0	1.967	
GY3387	Ø84*3.35	2.292	
FS102A	Ø85*1.8	1.27	
Ø90圆	Ø90*1.3	0.978	
GY1658	Ø94*20.5	12.78	
Ø100圆	Ø100*1.4/3.0	1.171/2.468	
GY2105	Ø100.8*1.3	1.097	
GY4317	Ø100*8.0	6.243	
WM4992	Ø105.5*3.0	2.628	
GY1660	Ø109*11.0	9.144	
GY1659	Ø117*19.5	16.127	
9818	Ø120*1.4	1.408	
GY5117	Ø124*14.0	13.063	
GY3467	Ø130*3.0	3.232	
GY1656	Ø136*13.5	14.028	
GY6742	Ø141*2.0	2.358	
HY021	Ø150*3.0	3.741	
GY9059	Ø152*2.3	2.92	
GY1657	Ø156*13.0	15.769	
GY1663	Ø172*22.0	27.992	
Ø185×2.3	Ø185*2.3	3.564	
GY1662	Ø191*17.5	25.754	
MQ4137	Ø200*4.0	6.675	
GY9060	Ø203*2.6	4.42	2
GY1661	Ø220*23.5	39.169	

角铝 (Angle)



编号 (Serials)	尺寸 (dimensions)	重量 (kg)	备注 (Remarks)
WM2214	10*10*1.2	0.061	
GY2149	10*10*1.0	0.051	
WM1844	10.8*10.8*0.8	0.045	
WM1112	10*20*1.24	0.097	
WM6407	11.5*11.5*0.8	0.048	
WM4963	11.6*11.6*1.0	0.06	
WM4445	12*6*0.9	0.042	
WM2230	12*12*0.7	0.044	
WM2120	12*25*1.0	0.098	
WM2847	12*25*1.2	0.116	
WM2215	12*32*1.2	0.139	
GY2148	12*34.5*1.1	0.135	
WM646	12.5*25*2.4	0.228	
WM5209	12.7*12.7*0.9	0.06	
WM640	12.7*12.7*0.94	0.062	
WM524	12.7*12.7*0.95	0.063	
WM4205	12.7*12.7*1.27	0.083	
WM643	12.7*12.7*1.45	0.094	
WM2734	15*15*1.1	0.086	
WM1877	15*15*1.2	0.094	
WM4528	15*15*1.3	0.101	
GY1492	15*15*2.0	0.151	
WM1803	17*17*0.75	0.068	
WM525	17*17*0.95	0.085	
17×17角	17*17*2.0	0.173	
N6314	18*38*2.0	0.294	
WM6949	19*19*2.6	0.249	
1412K	19*33.3*2.5	0.34	
1413K	19*38*3.0	0.44	
WM5210	19.05*19.05*0.9	0.091	
WM1916	19.05*19.05*3.14	0.297	
WM4446	20*6*1.0	0.068	
WM2492	20*10*1.0	0.079	
WM2735	20*10*1.1	0.086	
GY8919	20*10*1.5	0.116	
WM4096	20*20*0.8	0.085	
WM139	20*20*0.9	0.095	
WM1878	20*20*1.0	0.106	
WM1082	20*20*1.16	0.122	
WM2452	20*20*1.3	0.137	
WM292	20*20*1.5	0.156	
20×20角	20*20*2.0/3.0	0.205/0.299	
GY3215	20*40*2.0	0.313	
GY1895	21*37.5*2.4	0.364	
WM6595	21.6*15*1.5	0.143	
PJ8014	22*12*2.0	0.173	
WM2115	24*38*2.6	0.42	
WM4500	25*15*1.5	0.157	
25×15角	25*15*2.0/2.2	0.205/0.224	
MF9116	25*17*2.5	0.266	
L02274	25*20*3.0	0.341	
WM648	25*25*0.9	0.12	
WM2453	25*25*1.3	0.172	
WM644	25*25*1.4	0.184	
WM291	25*25*1.5	0.197	
WM5760	25*25*1.7	0.223	
WM2116	25*25*2.0	0.253	
M65029	25*25*3.0	0.381	
25×25角	25*25*1.0/2.0	0.132/0.259	
WM3814	25*25*0.8	0.107	
WM4342	25*30*1.6	0.232	
WM5728	25*36*1.8	0.29	
GY2147	25*55.5*2.4	0.506	
WM5211	25.4*25.4*0.9	0.122	
WM1962	25.4*25.4*2.25	0.296	
WM6948	25.4*25.4*2.6	0.339	
WM1915	25.4*25.4*3.1	0.4	
WM2122	25.4*50.8*3.3	0.652	
27×20角	27*20*3.0	0.356	
130210	27*30*4.0	0.57	

角铝 (Angle)

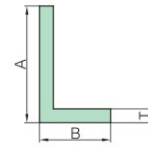


编号 (Serials)	尺寸 (dimensions)	重量 (kg)	备注 (Remarks)
MQ7060	28*50*4.0	0.799	
GY3032	30*10*1.0	0.105	
30 × 20角	30*20*1.5/2.0	0.196/0.259	
MF9108	30*20*2.5	0.32	
F1515	30*27*3.0	0.437	
WM2491	30*30*1.1	0.176	
WM2737	30*30*1.4	0.222	
WM2454	30*30*1.6	0.254	
WM293/WM192	30*30*2.0	0.314	
WM133	30*30*2.5	0.388	
30 × 30角	30*30*3.0/3.85	0.461/0.583	
WM5397	31.75*19.05*3.0	0.389	
WM2496	31.75*31.75*3.1	0.505	
WM2121	32*32*1.3	0.221	
WM7297	32*32*2.4	0.4	
WM1897	32*32*2.76	0.458	
WM013	34.5*22.75*3.0	0.439	
L02280	35*15*3.0	0.382	
35 × 19	35*19*2.0	0.281	
35 × 35角	35*35*2.0	0.367	
M65028	35*50*3.0	0.664	
WM2686	37*37*2.8	0.542	
MQ3584	38*14.5*4.0	0.526	
1413K	38*19*3.0	0.44	
WM3430	38*25*2.0	0.332	
WM2277	38*25*2.4	0.395	
38 × 30角	38*30*2.6	0.459	
38 × 38角	38*38*2.0/3.0	0.399/0.591	
WM1218	38*38*2.8	0.557	
WM1963	38*38*2.9	0.574	
WM645	38*38*3.18	0.625	
WM1887	38*38*3.2	0.631	
WM2465	38.1*38.1*1.6	0.323	
WM649	38.1*38.1*2.38	0.476	
WM3788	40*20*1.5	0.239	
WM4534	40*20*2.0	0.316	
GY4562	40*20*4.0	0.605	
MQ2890	40*24*6.0	0.943	
L02320	40*27*3.0	0.52	
L02185	40*30*4.0	0.715	
MQ3544	40*35*4.0	0.77	
WM3708	40*40*1.0	0.214	
WM2736	40*40*1.5	0.319	
WM4501	40*40*2.0	0.424	
EXP0231A	40*40*3.0	0.624	
WM4045	40*40*3.4	0.708	
WM4980	40*40*3.9	0.807	
M65027	40*40*4.0	0.821	
40 × 25角	40*25*3.0	0.502	
YQ422	41.96*25*10.0	1.528	
MQ5148	46*42*3.0	0.689	
45 × 20角	45*20*2.0	0.34	
WM4345	45*30*1.6	0.319	
MQ4135	50*15*1.4	0.241	
WM2643	50*25*1.81	0.359	
50 × 25角	50*25*4.0/5.0	0.767/0.945	
50 × 30	50*30*3.0	0.623	
WM2764	50*50*1.5	0.4	
50 × 50角	50*50*4.8	1.234	
WM523	50*50*3.0	0.789	
EXP1435	50*50*4.0	1.041	
GY7455	50.4*16*2.0	0.348	
WM4649	50.8*25.4*2.36	0.472	
KWL0250	50.8*50.8*5.0	1.309	
MQ5288	52.4*20*1.9	0.362	
GY1843	55*21.2*2.1	0.42	
GY7050	60*6*1.6	0.278	
60 × 20角	60*20*3.0	0.623	
EXP1436	60*50*4.0	1.149	
Wm153	60*60*6.0	1.876	

外侧斜角

内部R4.0

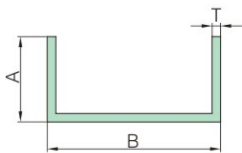
角铝 (Angle)



编号 (Serials)	尺寸 (dimensions)	重量 (kg)	备注 (Remarks)
GY2146	65*20*3.0	0.664	
MQ2346	65*50*5.0	1.491	
KWL0230	70*50*3.0	0.951	
MQ2449	70*40*6.0	1.691	
MQ3734	72.2*23*2.0	0.509	
WM4341	75*30*1.6	0.45	
WM4343	75*45*1.6	0.515	
GY2203	76*20*3.0	0.753	
WM5764	76*51*5.0	1.659	
GY5934	76.2*25.4*3.1	0.824	
GY3759	76.2*50.8*4.6	1.52	
GY5776	76.2*76.2*9.5	3.665	
GY2056	80*40*3.0	0.948	
EXP1437	80*50*4.0	1.366	
MQ2781	80*80*6.0	2.504	
MQ5001	80*50*8.0	2.645	
MQ5244	85*20*2.9	0.8	
GY2289	94.5*38*4.0	1.387	
WM4344	95*30*1.6	0.537	
EXP2414	100*50*2.0	0.802	
WM5442	100*50*3.5	1.395	
EXP1438	100*50*4.0	1.583	
M16017	110*20*2.0	0.691	
EXP1439	120*50*4.0	1.799	
WM4969	140*40*4.0	1.915	
EXP1440	150*50*4.0	2.125	
GY5092	152.4*89*9.53	5.99	
GY5777	152.4*152.4*9.5	7.574	
WM4970	160*40*3.5	1.846	
EXP1441	180*50*4.0	2.45	
GY3289	200*50*5	3.307	
GY7196	203.2*152.4*9.5	8.877	

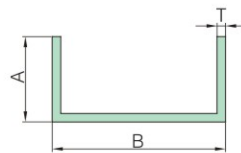
(内角R6.35)

槽铝 (U-Shape)



编号 (Serials)	尺寸 (dimensions)	重量 (kg)	备注 (Remarks)
WM678	9.1*9.1*0.8	0.056	
WM4950	9.1*9.1*1.0	0.069	
WM629	9.5*12.5*0.98	0.086	
WM2241	9.5*12.5*1.0	0.071	
WM683	9.5*15.8*1.3	0.135	
10×10槽	10*10*0.65	0.048	
WM534	10*10*0.72	0.056	
MF9106	10*10*0.9	0.068	
WM3086	10*10*1.2	0.09	
WM7583	10*10*1.5	0.11	
WM4350	10*12*1.4	0.118	
S15032	10*19*1.0	0.124	
WM3822	10.96*14.88*0.98	0.103	内腔有凸起装饰线
GY2945	11*25*1.4	0.22	
12×12槽	12*12*0.7/1.0/1.2	0.065/0.091/0.109	
WM7584	12*12*1.5	0.134	
WM4751	12.3*12.5*1.2	0.114	内腔有凸起装饰线
WM4752	12.4*14.6*0.8	0.087	内腔有凸起装饰线
WM4159	12.46*22.1*1.08	0.16	内腔有装饰线
WM660	12.5*4.0*0.9	0.054	
WM2256	12.7*12.7*0.8	0.079	
WM1884	12.7*12.7*0.85	0.084	
WM535	12.7*12.7*1.1	0.107	
WM2945	12*20*2.0	0.273	(R1.5)
WM3830	13.16*15.88*0.98	0.114	内腔有凸起装饰线
WM3494	14*25*1.2	0.201	
WM5218	14.4*48*1.1	0.324	
GY3685	14.8*25*0.9	0.153	
WM4076	15*15*0.98	0.114	开口处倒圆角R0.4
WM1076	15*15*1.14	0.131	
WM1955	15*20*1.2	0.171	
WM2207	15*25*1.1	0.187	
WM623	15*25*1.15	0.193	(R1.2)
WM1492	15*25*1.6	0.269	
15×30C	15*30*2.0	0.383	
15.5×30	15.5*30*2.5	0.476	
ZR6018	15.8*30*2.0	0.387	内腔有装饰线
GY3493	16*25*1.4	0.235	(R2.0)
WM1850	16*40*1.5	0.086	
16×12槽	16*12*1.45	0.145	
FS806A	16*40*3.0	0.728	
FS505A	16.5*28*1.5	0.281	
FS610	17*20*1.5	0.217	
FS505	17*28*1.5	0.284	
WM664	18*11.8*1.2	0.16	
WM2646	18*20*1.0	0.152	
MF9109	18*20*1.35	0.201	
18×20槽	18*20*1.5	0.222	
WM138	18.6*18*0.7	0.1	
WM3872	18.75*12.7*1.55	0.174	内腔有凸起装饰线
WM706	19.1*19.1*1.6	0.232	
GY3031	20*10*1.0	0.107	壁厚尺寸不同
WM527	20*12*1.14	0.129	
WM7585	20*20*1.5	0.232	
GY2406/L03151	20*20*2.0	0.302/0.304	
FS1364	20*28*2.5	0.425	
WM4286	20.3*20*1.65	0.256	
GY1614	21*18*1.4	0.205	
FS610H	21*28*1.5	0.299	
GY6716	21.4*25*2.5	0.448	
GY2112	22*7.5*0.8	0.076	
GY3446	22*24*3.0	0.547	(R6.0)
WM5742	22.5*30*1.25	0.272	
WM2521	22.7*25.8*1.15	0.224	
GY1896	23*15*3.5	0.436	底部装饰线
FS807A	24.5*40*3.0	0.797	
GY7967	24.6*25*1.6	0.308	
GY1894	25*8.0*2.5	0.243	内部装饰线
WM4587	25*14*1.4	0.191	
WM3479	25*13*1.3	0.171	
WM2616	25*15*1.0	0.144	
JZC0170	25*35*2.8	0.6	
GY7855	25.4*28.58*3.18	0.652	内有装饰线
WM822	26*18*1.2	0.192	(R0.6)
WM5212	29.3*35.3*0.95	0.253	
S15049	30*20*1.8	0.323	
GY4034	30*25*3.0	0.598	(R1.0)

槽铝 (U-Shape)



编号 (Serials)	尺寸 (dimensions)	重量 (kg)	备注 (Remarks)
30×37槽	30*37*1.0	0.275	
MQ8017	31.4*30*3.0	0.691	
GY4944	31.75*15.88*3.18	0.49	
32×18槽	32*18*1.0	0.178	
32×21	32*21*1.5	0.288	
WM4703	32.6*39.8*2.8	0.812	
FS1258	33*32*4.0	0.961	
L0379	34*20*2.0	0.379	
GY4115	34*27*2.8	0.623	
FS506	34.8*25*2.0	0.436	
GY3213	36*10*1.0	0.146	
35×12槽	35*12*2.0	0.3	
BYC02	37*30*1.0	0.256	
L03123	37.5*30*3.0	0.743	
38×15槽	38*15*1.2	0.212	
GY2049	38*16*3.0	0.518	
GY2813	38*19*1.75	0.338	
GY2771	38*19*2.0	0.389	
GY2814	38*19*2.6	0.497	
38×25槽	38*25*1.2	0.277	
MF9115M	39.4*25*2.5	0.566	
GY7051	40*6*1.6	0.278	
40×10槽	40*10*2.0	0.3	
GY1386	40*20*1.0	0.211	
GY2736	40*40*4.0	1.209	
MF9115	40.6*25*2.5	0.574	
WM1475	41*30*1.8	0.477	
WM4285	43*30*1.4	0.38	表面有装饰线
M13017	44*25*2.0	0.486	
GY2908	44*69*1.8	0.867	
45×10槽	45*10*2.0	0.33	
MQ3180	45*30*1.0	0.279	
GY1763	49.2*18*1.8	0.396	开口
WM4204	50*13*1.3	0.259	
50×15槽	50*15*2.0	0.41	生产有模具
50×25槽	50*25*2.0	0.52	
GY3474	50.8*19*1.6	0.367	R1.5
GY4686	50.8*25.4*3.18	0.818	
53×4.3槽	53*4.3*0.8	0.13	
YH9712	53*45*5.0	1.795	
GY3011	55*20*1.4	0.349	
WM686	60*22*0.9	0.249	
GY2324	60*23.5*4.0	1.069	
GY9405	63.4*31*2.0	0.654	
120216	64*40*3.0	1.118	(R1)
GY1897	65*23*2.7	0.77	
GY1898	65*43*2.5	0.986	开口
GDJ0025	70*26*2.0	0.709	开口
75×6槽	75*6*1.0	0.229	(R1)
WM5682	78.6*21.3*1.3	0.419	
KWEC3351	80*32*1.5	0.573	
GY2290	80*94.5*4.0	2.818	
GY2217	90*40*2.0	0.898	
WM5683	91.6*21.3*1.3	0.465	
92.5×26槽	92.5*26*1.7	0.646	
JS003	95*42*1.5	0.82	
MF9104	100*25*1.35	0.536	R0.5
YZ052	100*40*3.0	1.409	
YZ055	100*45*3.0	1.49	
GY3282	100*70*1.2	0.77	
GY3291	100*100*1.5	1.203	
GY1446	102*27*2.5	1.019	
104×35	104*35*2.0	0.917	
110×40槽	110*40*1.7	0.856	
WM4968	120*40*4.0	2.089	
YJ473	120*50*6.4	3.596	
GY1447	122*27*2.5	1.154	
MD256	130*20*1.2	0.542	
GY1448	132*27*2.5	1.221	
MQ2168	140*20*2.0	0.95	
GY3498	152.9*92.1*6.0	5.12	
GY1445	186*40*2.0	1.382	R8.7
GY1450	192*27*2.5	1.626	
GY1451	237*27*2.8	2.157	
MQ2169	240*20*2.8	2.074	
Gy1452	272*27*2.8	2.422	

扁 铝 (Aluminium Strip)



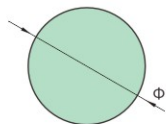
编号 (Serials)	尺寸 (dimensions)	重量 (kg)	备注 (Remarks)
GY3499	5*3	0.041	(R1)
WM2051	6*6	0.096	
NSF305	11.4*4.8	0.148	
12×2.5扁	12*2.5	0.081	
WM2511	12.7*2.3	0.079	
GY2051	12.7*3.1	0.106	
GY4227	12.7*4.6	0.158	
WM691	12.8*3.2	0.11	
WM532	13*2.9	0.102	
WM2331	14.8*2.85	0.114	
WM3363	15*2	0.081	
MF3809	15*2.8	0.113	
WM4755	15.6*4.5	0.191	
WM3500	15.88*3.18	0.137	
WM4754	18.7*4.5	0.229	
WM4039	19*2.3	0.118	
SHS007	19*2.5	0.13	
WM533	19*3.0	0.154	
WM692	19.05*2.38	0.122	
WM693	19.05*3.17	0.163	
GY3544	20*1.8	0.097	
GY2509	20*5.0	0.27	
GY2314	20*9.0	0.486	
JL108	20.2*3.0	0.164	
GY1942	25*3.0	0.202	
YQ442	25*5.0	0.338	
WM2328	25.2*3.1	0.212	
WM1716	25.4*0.95	0.065	
WM2332	25.4*2.3	0.158	
WM2509	25.4*3.175	0.219	
WM694	25.4*6.35	0.435	
30×1.5扁	30*1.5	0.121	
GY1719	30.4*1.0	0.082	
GY5774	31.75*6.3	0.539	
GY5775	31.75*9.5	0.814	
WM5031	31.8*3.9	0.337	
WM7513	35*3.0	0.285	
WM2329	38*3.1	0.319	
GY3242	38*5.5	0.564	
GY2614	38*6.0	0.616	
WM2104	38.1*3.18	0.328	
WM4672	38.2*2.0	0.207	
40×1.2扁	40*1.2	0.129	
GY1491	40*2.0	0.216	
GY3246	40*3.0	0.324	
GY2565	40*20	2.159	
GY2155	41*2.0	0.221	
45×4.0扁	45*4.0	0.486	
49×6.5扁	49*6.5	0.86	
GY3790	50*1.2	0.162	
WM7514	50*2.0	0.272	
WM2333	50*3.0	0.407	
GY6578	50*10	1.35	
GY2826	50.8*3.1	0.425	
WM2330	50.8*3.14	0.433	
GY2827	50.8*4.6	0.631	
GY4535	50.8*6.1	0.837	
WM3475	50*5.0	0.678	
GY4287	52*2.0	0.281	
WM7515	60*2.0	0.326	
WM3045	60*3	0.49	
GY3339	63.5*4.6	0.788	
GY1804	65*30	5.265	
GY1464	74*3.0	0.599	
WM7037	75*1.3	0.265	汽车件
WM3110	75*1.4	0.284	
WM1644	75*1.8	0.367	
GY4543	76.2*3.1	0.638	
GY2828	76.2*4.6	0.946	
GY2829	76.2*6.1	1.255	

扁 铝 (Aluminium Strip)



编号 (Serials)	尺寸 (dimensions)	重量 (kg)	备注 (Remarks)
80×4	80*4	0.863	
GY3783	80*5.6	1.209	
80×8	80*8	1.727	
GY4866	84*4.0	0.907	
GY4867	84*6.0	1.361	
WM3109	100*1.8	0.49	
WM4966	100*5.0	1.36	
GY4046	100*6.0	1.62	
GY5259	105*3.0	0.851	
GY6634	101.6*3.18	0.872	
GY2831	101.6*4.6	1.262	
GY2830	101.6*6.1	1.673	
GY3718	101.6*9.2	2.524	
GY4211	101.6*12.7	3.484	
GY3389	102*6.7	1.845	
GY6579	110*12	3.564	
WM4967	120*5.0	1.632	
GY3719	127*6.1	2.092	
GY2832	127*9.2	3.155	
GY3323	127*12.7	4.355	
GY3582	129*4.5	1.567	
GY3304	148*5.85	2.361	
MQ3576	150*2.5	1.016	
GY2833	152.4*9.2	3.786	
GY3324	152.4*12.7	5.226	(R1) 有两个装饰线
GY4536	152.4*6.1	2.51	
GY6148	140*2.0	0.756	
GY4044	170*6	2.754	
170×8	170*8	3.671	
170×12	170*12	5.507	
185×6	185*6	2.997	
GY4112	201*6	3.256	

圆棒 (U-Shape)



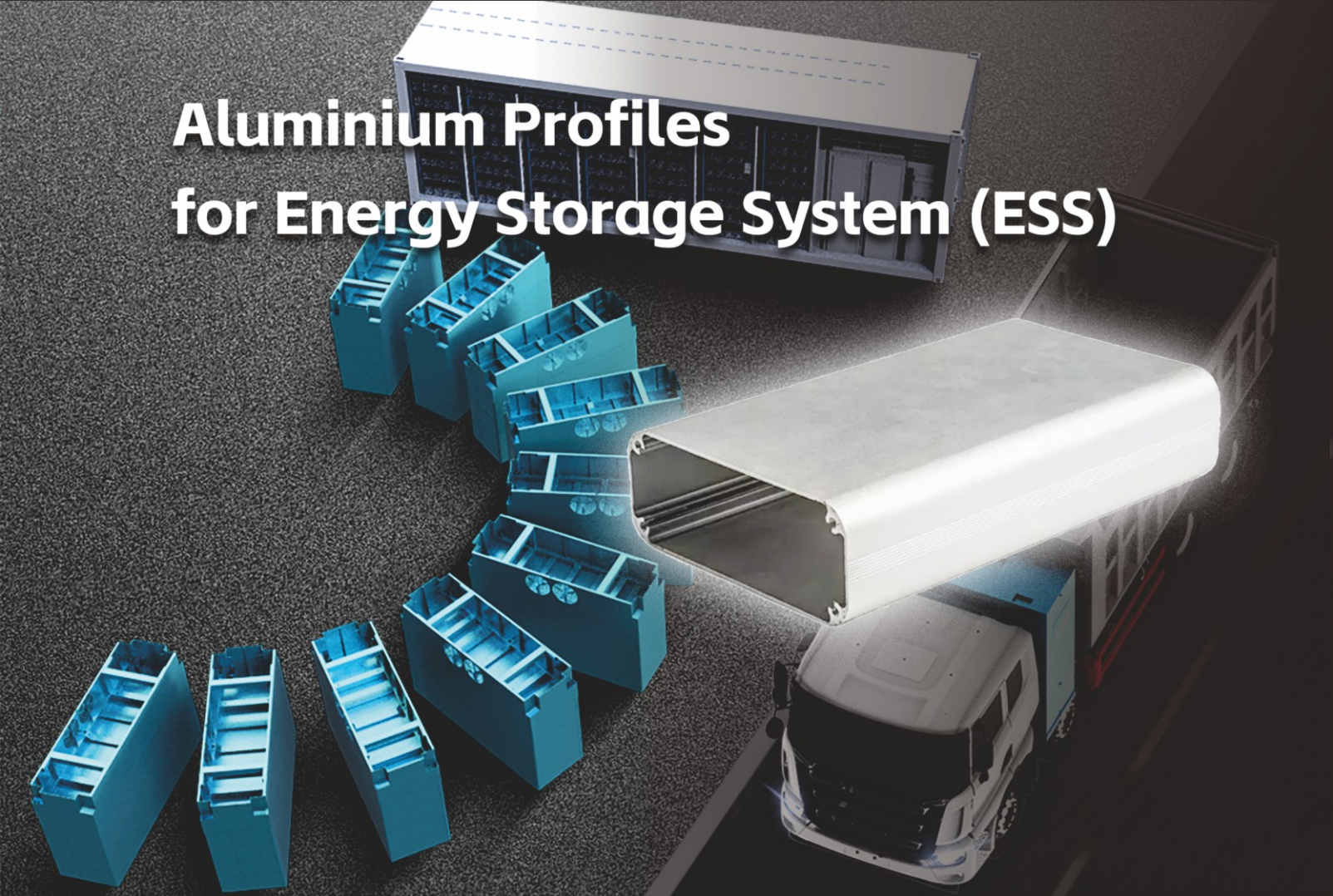
编号 (Serials)	尺寸 (dimensions)	重量 (kg)	备注 (Remarks)
WM695	Φ4.76	0.042	
WM408	Φ5	0.054	
WM696	Φ7.93	0.133	
YQ513	Φ8	0.136	
WM2325	Φ10	0.213	
YQ543	Φ12	0.305	
GY1209	Φ19	0.766	
GY1210	Φ24	1.221	
WM2324	Φ25	1.33	
GY1635	Φ26	1.434	
NSF008	Φ27	1.546	
GY7833	Φ28	1.663	
NSF007	Φ34	2.451	
GY1634	Φ40	3.393	
GY1636	Φ45	4.294	
Gy1316	Φ100	21.206	

椭圆管 (Elliptical Tube)



编号 (Serials)	尺寸 (dimensions)	重量 (kg)	备注 (Remarks)
GY2790	21.5*11*0.8	0.115	
GV2907	23*12*1.0	0.153	
GY1418	27.2*17.8*1.4	0.272	
GY1400	33.8*20.1*1.15	0.266	
Gy6885	185*170*3.0	4.47	管内有凸台

Aluminium Profiles for Energy Storage System (ESS)




High-speed Rail Aluminium Profiles



Aerospace Aluminium Profiles



Boat Aluminium Profiles






Automotive Aluminium Profiles



Architectural Aluminum Profiles



中国驰名商标 | 安徽名牌产品

CHINA WELL KNOWN TRADEMARK
ANHUI FAMOUS BRAND



安徽生信新材料股份有限公司
ANHUI SHENGXIN ALUMINIUM CORPORATION LIMITED

工厂地址：安徽省宣城市经济技术开发区创业路22号 邮编：242000
Factory Add: No22.Chuangye road, Economic & Technological Development Area
Xuancheng City. Anhui Province, China.

电话(Tel): 86 563 3039218 / 86 563 3039219

邮箱 (email) : john@shengxinglobal.com

传真(Fax): 86 563 3039218

网址(Web): www.shengxinglobal.com



Contact:John
Cel:0086 13856312790.
WhatsApp: +86 13856312790
Wechat: 13856312790

[2025版]